

CONTRACT



FURNITURE GROUP

— EST. 1999 —



THE COLLECTION



CONTRACT FURNITURE GROUP

We are one of the leading trade only distributors of quality furniture specifically designed for the UK contract & retail market.

We carry large stocks, offering a superb range of models in fashion with current demand and of a consistent standard. Unlike many other suppliers, Contract Furniture Group is dedicated to supplying both contract & retail markets with furniture that is specifically designed for the commercial, leisure & home environments and available for quick supply.

A combination of many years knowledge and experience of these markets, continuous development, coupled with testing to recognised standards have made Contract Furniture Group a market leader as trade only suppliers.

All products have been designed for severe contract use. We also offer a unique source & supply service (send us a picture and we will do our utmost to supply the same product cheaper). Speedy delivery from stock, fixed seating and Crib 5 materials are all available via our specialist team of UK based upholsterers. Company representatives are available for site visits, please call for details.

contents

Chairs

Memphis	5 - 6
Fully upholstered	9 - 19
Semi upholstered	20 - 37
Ply Design	40 - 41
Felix Range	42 - 43
Metal Café	44 - 46
Palm Range	47 - 48
Wooden	49 - 56
Deli Range	57 - 58
Stacking Chairs	59 - 61
Flexi Range	64 - 65
Branded Chairs	67

Low Seating & Bar Stools	68 - 84
--------------------------	---------

Outgang Indoor / Outdoor	85 - 101
--------------------------	----------

French Bistro	102 - 103
---------------	-----------

Industrial Range	104 - 118
------------------	-----------

Sturdy Legs	119 - 123
-------------	-----------

Rattan	124 - 131
--------	-----------

Fixed Seating	132
---------------	-----

Armchairs & Sofas	134 - 152
-------------------	-----------

Tables / Table Tops / Dumb Waiters / Table Bases	153 - 169
--	-----------

FLAT*	170
-------	-----

Bespoke Interiors	171 - 179
-------------------	-----------

Chairs | Memphis Range



MEMPHIS STANDARD

H: 820
W: 430
D: 440
M



MEMPHIS SOLID BACK
Side Chair

H: 820
W: 430
D: 450
M



MEMPHIS UPH
HALFBACK

H: 820
W: 430
D: 450
M



MEMPHIS ARMCHAIR

H: 840
W: 550
D: 550
M



MEMPHIS SCROLL
UPH

H: 840
W: 430
D: 450
M



MEMPHIS VAR

H: 820
W: 430
D: 450
M



MEMPHIS
SPOONBACK

H: 900
W: 430
D: 430
M



MEMPHIS FULL BACK

H: 820
W: 430
D: 450
M



MEMPHIS FULL BACK
WITH SLIM SEAT

H: 820
W: 430
D: 450
M



MEMPHIS DEVIL

H 830
W 420
D 420
M



MEMPHIS ARMCHAIR
WIDE ARM
Shown with wide arm

H 840
W 600
D 550
M



MEMPHIS METRE

H 1070
W 450
D 420
M



MEMPHIS DELUX

H 840
W 480
D 480
M



MEMPHIS LOUNGE

H 760
W 580
D 570
M



MEMPHIS LOUNGE
ARM

H 730
W 580
D 590
M

Chairs | Memphis Range



MEMPHIS STACKER
KEYHOLE

H 850
W 430
D 430
M **S**



MEMPHIS OVAL BACK

H 860
W 430
D 430
M



MEMPHIS SLIM SEAT
Buttons & Studs optional

H 820
W 430
D 450
M



MEMPHIS STUDIO
STACKER

H 830
W 440
D 520
M **S**



MEMPHIS HIGH
STOOL UPH

H 1065
W 430
D 540
M



MEMPHIS SOLID
BACK HIGH
High Stool Solid Back

H 1300
W 430
D 540
M



*The details
are not the
details.
They make
the design.
Charles Eames*

Chairs | Fully upholstered



BARRONETTE

H 1040
W 470
D 590
M



BACKE

H 1000
W 480
D 630



BONO / BOZZO
With Deep Buttons

H 800
W 520
D 600
M



BONO / BOZZO

H 800
W 520
D 600
SH470 M



BOSTON

H 860
W 460
D 550
M



BOSTON DELUXE

H 860
W 460
D 550



CALLY SIDECHAIR

H 900
W 470
D 540
SH480 M



CASTAKE

H 930
W 460
D 510
M



CAPONE SCROLL

H 1070
W 460
D 550
M



CAPONE NON SCROLL

H 1070
W 460
D 520
M



CHELSEA

H 1050
W 470
D 630
M



CLEO

H 790
W 500
D 470
SH470 M



CLASSIC SCROLL

H 1000
W 470
D 630
M



CLASSIC

H 1000
W 470
D 620
M



CRIFTON

H 1070
W 500
D 600
M



DOUGLAS

H 920
W 480
D 580
M



EDEN

H 1070
W 500
D 500
M



EDEN SCROLL

H 1130
W 500
D 510
M

Chairs | Fully upholstered



EH ARMCHAIR

H 830
W 590
D 630
M



EH SIDE

H 820
W 530
D 610
M



FIERA SIDECHAIR

H 800
W 490
D 550
M



EGYPT BUTTON BACK

H 1000
W 500
D 630
SH470 M



FIERA ARMCHAIR

H 800
W 625
D 550
M



GRACE
Button Back
(BK finished chair)

H 950
W 470
D 480
M



K247 SIDE CHAIR

H 860
W 500
D 530
M



KANSAS

H 830
W 420
D 560
M



LEONA SIDECHAIR

H 820
W 470
D 540
M



KEMPTON HIGH SIDE

H 1010
W 490
D 560
M



KEMPTON CARVER

H 1010
W 510
D 560
M



LEONA DEEP
BUTTON BACK

H 820
W 470
D 540
SH470 M





LEONA HIGHBACK
Shown with float button

H 1010
W 480
D 500
SH470 M



LILLE ARM

H 820
W 530
D 550
M



LINCOLN

H 920
W 400
D 500
M



MINSTER NON
SCROLL

H 1000
W 460
D 490
M



MINSTER SCROLL

H 1040
W 460
D 490
M



MILAN CARVER
SCROLL

H 850
W 560
D 560
M



MILAN CARVER

H 850
W 560
D 560
M



MILAN DELUX ARM

H 1010
W 740
D 620
M



NATHALIE REGAL

H 820
W 560
D 500
M

Chairs | Fully upholstered



NICO ARMCHAIR

H 890
W 500
D 400
M



NICO SCROLL SIDE CHAIR
With float buttons

H 880
W 500
D 400
M



NICO ITAL

H 850
W 620
D 550
M



NINA

H 850
W 620
D 550
M



OMEGA WING
Shown with Chrome Studs

H 940
W 550
D 500
SH460 M



OMEGA SIDE CHAIR
Arms available

H 820
W 520
D 460
M



OMEGA CARVER

H 830
W 550
D 430
M



OMEGA CARVER
DELUX

H 830
W 640
D 470
M



OMEGA ARMCHAIR
(BUTTONS)

Shown with button
options and seat pad

H 830
W 550
D 430
M



OMEGA OPEN ARM

Shown with open arm
UPH

H 830
W 530
D 430
M



OMEGA COW

(Cowhide colour will vary)

H 830
W 550
D 600
M



PASHA PLAIN
SIDE CHAIR

H 840
W 440
D 450
M



PASHA BUTTONED
SIDE CHAIR

H 840
W 440
D 450
M



PATRIOT CARVER

H 800
W 440
D 500
M



PORTOBELLO

H 1010
W 470
D 490
M

Chairs | Fully upholstered



RODNEY

H 800
W 520
D 560
M



PREMIER SCROLL

H 855
W 470
D 530
M



PREMIER NON
SCROLL

H 940
W 470
D 510
M



RANCH

H 790
W 480
D 550



SCOOP

H 790
W 520
D 530
SH470 M



RODEO ROLLBACK
(Cowhide colour will vary)

H 950
W 460
D 490
M



Chairs | Fully upholstered



SNAZZY

H 800
W 560
D 600
SH440



ST. MORITZ

H 870
W 700
D 700
M



STROM

H 990
W 480
D 600
M



TOTO CHAIR

H 860
W 460
D 560
M



TOTO ARMCHAIR

H 860
W 550
D 560
M



TURIN ARMCHAIR

H 820
W 530
D 540
M



VALENCIA SIDE CHAIR

H 950
W 470
D 480
M



VALENCIA LOUIS LEG
Shown in cowhide

Chairs | Fully upholstered



VERMONT CARVER

H 860
W 620
D 500
SH460 M



VULCAN

H 820
W 640
D 630
SH530 M



WARWICK CARVER
Float buttons optional

H 870
W 590
D 550
SH460 M/UK



Chairs | Semi upholstered



ALASKA

H: 870
W: 470
D: 400
M



ATLANTIC ARMCHAIR

H: 860
W: 560
D: 530
SH: 470 M S



ATLANTIC UPH BACK

H: 860
W: 430
D: 530
SH: 450 M



ATLANTIC UPH SEAT

H: 1000
W: 470
D: 650
M



BALTIMORE SQUARE

H: 850
W: 430
D: 390
SH: 450 M



BENTWOOD JERRY

H: 760
W: 550
D: 410
SH: 480 UK



BONNIE

H: 845
W: 440
D: 480
M S



BOSCO

H: 890
W: 440
D: 530
SH: 470 M



BULBOUS 40'S
SIDE CHAIR

H: 950
W: 475
D: 400
M



BURLEIGH 1
Slat Back

H 1070
W 450
D 420
M



BURLEIGH 2
Full Back

H 1070
W 450
D 420
M



BULLDOG

H 740
W 490
D 390
SH470 UK



CALLY RAIL BACK

H 900
W 450
D 500
M



CELINE UPH SEAT

H 830
W 435
D 445
M



CLERKENWELL ARM


H 800
W 540
D 480
M

Chairs | Semi upholstered



CLERKENWELL

H 770
W 440
D 470
M



COCO SIDE

H 860
W 430
D 430
M



CRANLEIGH SIDE CHAIR

H 840
W 500
D 560
D 460 M



CRATLER GRID

H 950
W 470
D 600
M



DANA HP

H 825
W 440
D 520
M



CRATLER

H 950
W 470
D 600
M



Chairs | Semi upholstered



DANE
Side Chair

H 820
W 420
D 510
SH445 M



DANE UPH BACK

H 820
W 420
D 510
M



DANE ARMCHAIR

H 860
W 600
D 430
M



DERWENT UPH

H 860
W 430
D 450
SH500



DOYLE SIDE CHAIR

H 890
W 460
D 580
M



DOYLE FULL BACK

H 890
W 460
D 580
M



DRAKE SIDE CHAIR

H 935
W 460
D 520
M



DRAKE ARMCHAIR

H 935
W 510
D 520
M



ESPRESSO UPH
SIDECHAIR

H 770
W 380
D 380
M



ESPRESSO SLAT BACK

H 770
W 380
D 380



EVIE

H 890
W 540
D 540
M



ESSY

H 790
W 420
D 410
M



FAN BACK

H 780
W 390
D 440
UK



FLIGHT

H 790
W 640
D 530
CH



FLIGHT UPH
ARMCHAIR

H 750
W 550
D 650



FLOWER CARVER

H 1040
W 610
D 510
IT

Chairs | Semi upholstered



GENESIS

H 850
W 470
D 520
M



FRANK SIDE CHAIR

H 870
W 490
D 460
M



FRENCH CHAIR
Wicker Back
(frame designs vary)

H 1000
W 580
D 600
UK



FRENCH CHAIR
Arm (UK Finished
frame designs vary)

H 1030
W 600
D 490
UK



GENESIS RAILBACK

H 850
W 470
D 520
M



HOLLY

H 810
W 480
D 510
M



Chairs | Semi upholstered



HOLT

H 950
W 470
D 600
M



ICE BENITO

H 830
W 410
D 540
DH490 UK



ICON ARMCHAIR

H 800
W 550
D 520
M



ICON RAIL BACK
Armchair

H 800
W 590
D 520
M



ICON RAIL BACK
Side Chair

H 800
W 460
D 520
M



ICON SIDE CHAIR

H 800
W 460
D 520
M



ITAL SIDE

H 940
W 450
D 460
M



JACOB POLO

H 870
W 460
D 440
M



JASMINE

H 855
W 500
D 585
M



JOSEFIN ARMCHAIR

H 850
W 500
D 585
M



JOSEFIN SIDECHAIR

H 850
W 435
D 510
M



LANE

H 880
W 440
D 540
M **S**



LATTICE

H 825
W 430
D 440
SH480 M



LEILA SIDE CHAIR

H 890
W 470
D 430
M



LEON KONO
Armchair

H 800
W 470
D 590
M



LIBERTY UPH SEAT

H 870
W 480
D 490
M



LOUIS KING
Armchair

H 950
W 570
D 560
B



LUCIA SIDE

H 1010
W 460
D 430
M

Chairs | Semi upholstered



LUKAS

H 890
W 450
D 510
M **S**



MADISON

H 745
W 545
D 530
M



MANUS SIDE

H 860
W 660
D 780



MEMPHIS DEVIL

H 830
W 420
D 420
M



MONACO SEMI UPH

H 920
W 470
D 600
M



MOODY UPH

H 920
W 470
D 600
M



MORGAN SIDE

H 880
W 500
D 560



MORGAN ARM

H 920
W 550
D 580



NORMANDY SIDE
Side chair

H 1010
W 465
D 470
M



NORSE SIDE

H 890
W 480
D 510
B



OSCAR

H 940
W 440
D 520
M



PARIS

H 800
W 430
D 450
M **S**



PHILIP

H 845
W 600
D 520
M



PARIS STACKER

H 800
W 430
D 450
M **S**





Chairs | Semi upholstered



REBECCA KEYHOLE

H 820
W 430
D 450
SH490 M



PORTLAND

H 960
W 500
D 600
M



QUENTIN

H 905
W 605
D 520
M



RAMO CHAIR

H 830
W 440
D 500
M



REILLY UPH SEAT

H 840
W 410
D 415
M **S**



RENE STACKER

H 800
W 460
D 520
M **S**



REUSEN FULLY UPH

H 835
W 430
D 420
SH460 M



SHERWOOD UPH

H 1020
W 400
D 440
M



SLEIGH UPH SEAT

H 1000
W 470
D 520
M



SLY OAK

H 875
W 450
D 440
SH460 JL



SPACE WOOD SIDE

H 910
W 450
D 570
M



THOMAS

H 800
W 500
D 590
M



TROPPO

H 855
W 470
D 520
M



TUCK STACKER

H 840
W 450
D 520
M **S**



TUDOR
Side Chair

H 950
W 470
D 470
M



LONDON
Armchair

H: 770
W: 560
D: 570

Styles come and go. Good design is a language, not a style.
Massimo Vignelli



RONDO
Armchair

H: 850
W: 530
D: 560



DUBAI
Armchair

H: 800
W: 810
D: 730



LOTUS
Armchair

H: 850
W: 530
D: 560



RODA
Armchair

H: 540
W: 650
D: 720



RID WOOD
Armchair

H 900
W 570
D 580



LUX
Armchair

H 850
W 530
D 560



LUX
Chair

H 850
W 530
D 560



VIVA
High Stool

H 1150
W 530
D 560





Chairs | Ply Design Range



ARLINGHAM

H 805
W 415
D 470
SG455 H



HOLE

H 790
W 460
D 560



HOLE

H 790
W 460
D 560



SLAT

H 790
W 460
D 560



PLY DESIGN TABLE

H 435 H 760
D 600 D 600
or
D 700



PLY DESIGN TABLE

H 435 H 760
D 600 D 600
or
D 700

The Ply Design range is available to match all Egger Board stock in Tobacco Aida (H3704) and Black-Brown Ferrara Oak (H1137).





Chair | Felix Range



FELIX CHAIR
Shown in Walnut Veneer
also available in white
frame.

H 820
W 440
D 480

*Simplicity is the
ultimate sophistication.*
Leonardo Da Vinci



FELIX SIDE CHAIR
UPH Seat

H 810
W 525
D 510



FELIX SIDE CHAIR
PLY Seat

H 810
W 525
D 510



FELIX DELUXE
SIDE CHAIR

H 815
W 500
D 530
SH520



FELIX UPH ARMCHAIR

H 810
W 560
D 510
SH480



FELIX SIDE CHAIR
Solid Seat

H 845
W 540
D 55



FELIX DELUXE
STOOL UPH

H 1100
W 540
D 560
SH800



FELIX BAR STOOL
UPH SEAT

H 1085
W 580
D 590

Chair | Metal Café



BANQUET FOLDOUT UK



BASEL SIDE CHAIR

H 855
W 485
D 470
SH445 G



GANG

Available in Yellow, Grey,
Sky Blue, White & Lime

H 820
W 470
D 540
SH440



LISBON
Side chair Wenge

H 865
W 500
D 500
G



LUCCA ZEBRANO
Side Chair

H 870
W 496
D 470
SH450 G



LUCCA SIDE CHAIR
Choice of White & Maple

H 870
W 496
D 470
SH450 G



LYSS SIDE CHAIR

H 830
W 500
D 520
SH450 UK



MARGO

H 845
W 535
D 530
PL



MARK
Side Chair

H 850
W 530
D 490
SH450 G



MILE
Side Chair

H 850
W 500
D 510
SH445 G



MONTREUX
Side Chair

H 870
W 460
D 605
SH475 UK



NAVY STYLE ALU

H 850
W 400
D 450
C



NAVY STYLE STEEL
Also with wooden seat

H 850
W 400
D 450
C



NAVY METAL
WOOD SEAT

H 850
W 400
D 450
C



ORBLE
Side-Chair

H 780
W 520
D 590



ORBLE
Arm Chair

H 780
W 625
D 590



PARMA
Arm Chair

H 800
W 555
D 500
SH450 G



PELLA

H 850
W 520
D 500
UK S

Chair | Metal Café



PELON SIDE CHAIR
Choice of colours

H: 835
W: 490
D: 495
SH450 G



PELON ZEBBRANO
Side Chair
Choice of colours

H: 835
W: 490
D: 495
SH450 G



ROMA
Side Chair

H: 835
W: 460
D: 495
SH445 G



TORINO SIDE CHAIR
Choice of colours

H: 795
W: 500
D: 530
SH450 G



VERONA
Side Chair

H: 805
W: 490
D: 475
SH445 G



TREVISO
Side Chair

H: 845
W: 500
D: 530
SH455 G



Ⓢ **SAXON BAR STOOL**

H: 990
W: 420
D: 535
SH760 G

Ⓢ **SAXON SIDE**

H: 805
W: 537
D: 525
SH450 G

Ⓢ **SAXON MID BAR**

H: 895
W: 420
D: 535
SH660 G

Chairs | The Palm Range

CONTRACT
FURNITURE GROUP
THE COLLECTION



PALM HESSIAN

H 890
W 570
D 510



Chairs | The Palm Range



PALM 2-SEATER
Shown with Seat Pad

C



PALM VICTORY CHAIR
Shown with Woven Seat Pad

H: 890
W: 590
D: 590
C



PALM SIDE CHAIR
UPH Seat

C



PALM HANDLE SIDE CHAIR

H: 890
W: 490
D: 500
C



PALM SOLID BACK

H: 890
W: 450
D: 490
C



PALM DISTRESSED BLUE

H: 890
W: 450
D: 500
SH: 470



PALM DISTRESSED YELLOW

H: 890
W: 450
D: 500
SH: 470



PALM DISTRESSED RED

H: 890
W: 450
D: 500
SH: 470



PALM DISTRESSED GREEN

H: 890
W: 450
D: 500
SH: 470



BAKERY GREEN
RAL 6026

H 830
W 410
D 410
M



BAKERY BLUE
RAL 5005

H 830
W 410
D 410
M



BAKERY WHITE
RAL WHITE

H 830
W 410
D 410
M



BAKERY RED
RAL 3020

H 830
W 410
D 410
M



BAKERY PINK
RAL 3015

H 830
W 410
D 410
M



BALTIMORE SQUARE
HOLES

H 800
W 450
D 470
SH450 M



BENTWOOD SIDE

H 900
W 420
D 500
C



BUNNY

H 835
W 430
D 470
SH460 JL



CAPTAINS

H 770
W 580
D 560
SH450

Chairs | Wooden



COWHORN

H: 760
W: 560
D: 490
SH440 C



CELINE

H: 790
W: 420
D: 440
M



CROSS BACK

H: 860
W: 430
D: 470
B



CROSS BACK

H: 860
W: 430
D: 470
B



DANE ARM

H: 820
W: 580
D: 520
SH445 M



DERWENT

H: 860
W: 400
D: 400
M



DERWENT BENCH

H 860
W 1200
D 400



EIGHTIES

H 810
W 400
D 460
SH450 UK



ESTHER

H 300
W 460
D 540
M



EXPRESSO

Also with a Solid Back.

H 780
W 380
D 440
M



FAN

H 780
W 380
D 440
M



FARMHOUSE FIDDLE

H 850
W 500
D 480
R



FARMHOUSE SOLID

Captains

R



FARMHOUSE SLAT

H 850
W 500
D 480
R



FARMHOUSE SPINDLE

H 850
W 500
D 480
R





FARMHOUSE ROCKER

H 760
W 610
D 490
SH450



FARMHOUSE HIGH
BACK CARVER

H 1180
W 660
D 670
SH480



HEAVY RESTAURANT
ARM CHAIR

H 900
W 540
D 550
M



HARPER

H 990
W 470
D 550
M

Chairs | Wooden



HEAVY RESTAURANT

H 900
W 470
D 550
M



HOLT SOLID
Side Chair

H 840
W 430
D 510
SH450 M



HOLT ARM

H 850
W 540
D 510
SH450 M



JEREMY SIDE CHAIR

H 790
W 380
D 445
M



LIBERTY SOLID

H 870
W 480
D 490
M



LISA SOLID

H 800
W 420
D 410
M



MOCCA
Dining Chair

H 775
W 890
D 420
SH445 M



MONACO

H 800
W 440
D 460
M



MONACO GREY

H 800
W 440
D 460
M



MONACO PINK

H 800
W 440
D 460
M



MONACO 2

H 750
W 450
D 450
SH450 JL



NICE

H 800
W 440
D 540
M



MOODY

H 750
W 660
D 460
M



OXFORD

H 780
W 400
D 430
SH460 M



PARIS SOLID
Side Chair

H 820
W 425
D 510
M

Chairs | Wooden



PROVENCE

H 1050
W 420
D 460
M



REILLY ARMCHAIR

H 840
W 410
D 435
SH450 M



REILLY SIDE CHAIR

H 840
W 410
D 435
SH450 M



RUSSIA

H 745
W 615
D 560
M



SEVENTY

H 715
W 480
D 530
M



SMOKER BOW

H 760
W 610
D 490
SH450



SPAN

H 820
W 410
D 430
SH470 CH



TRENT SIDE CHAIR

H 830
W 420
D 530
SH450 M



TRENT ARMCHAIR

H 830
W 540
D 530
SH450 M



BAKERY BLUE
RAL 5005

H 830
W 430
D 430
M



BAKERY PINK
RAL 3015

H 830
W 430
D 430
M



BAKERY RED
RAL 3020

H 830
W 430
D 430
M



BAKERY WHITE
RAL WHITE

H 830
W 430
D 430
M



BAKERY YELLOW
RAL 1010

H 830
W 430
D 430
M



MONACO DUCK BLUE
RAL 5014

H 800
W 440
D 460
M



MONACO GREY
RAL WHITE

H 800
W 440
D 460
M



MONACO PINK
RAL 3015

H 800
W 440
D 460
M



DELI STOOL BLUE
RAL 5005

H 790
W 400
D 430
M

Chairs | Deli Range



DELI STOOL GREEN
RAL 6026

H 790
W 400
D 430
M



DELI STOOL PINK
RAL 3015

H 790
W 400
D 430
M



DELI STOOL YELLOW
RAL 1018

H 790
W 400
D 430
M



MEMPHIS STUDIO
STACKER

H 830
W 440
D 520
M



MEMPHIS SOLID
BACK STACKER

H 850
W 430
D 440
SH470



MEMPHIS STACKER
VERTICAL RAIL BACK
Can be horizontal rail back

H 880
W 440
D 540
M



PARIS STACKER

H 870
W 480
D 460
M



REBECCA KEYHOLE
STACKER

H 850
W 430
D 430
M



REILLY UPH SEAT
Stacker/Side Chair

H 840
W 430
D 415
M



REILLY SIDE CHAIR

H 840
W 410
D 435
SH450 M



RENE STACKER

H 800
W 460
D 520
M



ROBERTA STACKER

H 910
W 480
D 430
D 460



AVAILABLE IN:



TOBA

H 750
W 430
D 480
UK



TUCK STACKER

H 840
W 450
D 520
M



REUBEN FULLY UPH

H 835
W 430
D 420
SH480 M





Chairs | Flexi Range



AVAILABLE IN:



COXTON 4 LEG CROSS

H 810
W 500
D 510
UK



AVAILABLE IN:



COXTON 4 LEG
WOODEN

H 810
W 500
D 510
UK



AVAILABLE IN:



COXTON 4 LEG
STACKER

H 810
W 590
D 510
UK 



AVAILABLE IN:



COXTON SKID

H 810
W 590
D 510
UK



AVAILABLE IN:



COXTON SWIVEL

H 800-930
W 700
D 620



AVAILABLE IN:



COXTON SKID STOOL

H 970
W 590
D 500





GET BRANDED!



Interested? Just call 0115 965 9030

Low Seating & Barstools



ANNABELLE STOOL

H 400
W 390
D 390
M



APOLLO LOW
Low Stool

H 440
W 360
D 360
M



BARREL STOOL

H 450
W 400
M



BENTWOOD
Low Stool

H 480
W 365
D 365
UK



BROOKLYN
Low Stool

H 460
W 410
D 410



CLARKE SOLID SEAT
Low Stool

H 440
W 360
D 360
M



COBHAM

H 450
W 460
D 460
M



DAVIDSON

H 450
W 460
D 460
M



FRANK LOW STOOL

H 350
W 350
D 500
M



GALWAY
Low Stool (Round seat)

H: 450
W: 350
D: 350



JACK LOW STOOL

H: 500
D: 350
M



MILK STOOL

H: 500
W: 380
D: 380



SEAT CUBE

H: 400
W: 400
D: 400
M



TOKYO LOW STOOL

H: 460
W: 415
D: 310



GIN LOW STOOL

H: 450
W: 460
D: 460
MK

Low Seating & Barstools



APOLLO HIGH
High Stool

H 750
W 360
D 360
M



APOLLO BARSTOOL
With Back

H 900
W 360
D 360
M



APOLLO BARSTOOL
With Scroll Back

H 900
W 360
D 360
M



ATLANTIC SLIM SEAT
BARSTOOL

H 1065
W 415
D 515
M



ATLANTIC SLIM SEAT
SQUARE HOLE
BARSTOOL

H 1065
W 415
D 515
M



ATLANTIC SOLID
BARSTOOL

H 1065
W 415
D 515
M



BAKERY HIGH GREEN
RAL 6026

H 1070
W 410
D 440



BAKERY HIGH PINK
RAL 3015

H 1070
W 410
D 440



BAKERY HIGH BLACK
RAL BLACK

H 1070
W 410
D 440



BARRELBACK

H 680
D 400
M



BARREL SMALL BACK

H 510
W 420
D 470
M



BARREL HIGH BACK

H 710
W 420
D 470
M



BENTWOOD
High Stool

H 775
W 365
D 365
UK



BOSCO BARSTOOL

H 1100
W 430
D 480

Low Seating & Barstools



BOZZO STOOL

H 1080
W 520
D 600
M



BROOKLYN
High Stool

H 750
W 410
D 410



CATALINA
Black Weave

H 970
W 440
D 560



CATALINA
Burgundy Weave

H 970
W 440
D 560



CATALINA
Beige Weave

H 970
W 440
D 560



CASTAKE BARSTOOL

H 1010
W 480
D 480



Low Seating & Barstools



CLARKE SOLID SEAT
High Stool

H 750
W 360
D 360
M



CLARKE SCROLL
HIGHCHAIR

H 1030
W 360
D 395
SH810 MK



CLARKE SLIM SEAT
With Back

H 1030
W 380
D 500



COCO HIGH STOOL
Bar Stool

H 1040
W 430
D 450
M



COWHORN HIGH
STOOL

H 1060
W 550
D 560
SH7390



DANE UPH SEAT
Bar Stool

H 1100
W 430
D 550
M



DANE HIGH

H 1100
W 465
D 510



DART HIGH

H 1100
W 440
D 480
C



DELI STOOL BLUE
RAL 5005

H 790
W 400
D 430
M

Low Seating & Barstools



DERWENT HIGH
STOOL

H 1120
W 405
D 410
SH795



DEVIL BARREL

H 830
W 500
D 540
M



ELLA

H 1155
W 505
D 530



EH STOOL

H 1090
W 550
D 550
M



EVIE UPH HIGH STOOL

H 1090
W 550
D 550
M



EXPRESSO STOOL

H 1060
W 400
D 470
M



FAN BACK TALL
BARSTOOL

H 1050
W 605
D 510



FLIGHT HIGH CHAIR

H 1200
W 630
D 550
SH760



FOX 65

H 850
W 360
D 360
T

Low Seating & Barstools



FOX 75

H 750
W 360
D 360
T



FRENCH BISTRO HIGH

H 700
W 300
D 300
C



GALWAY
High Stool (round seat)

H 790
W 350
D 350



GENEVA HIGH STOOL

H 1095
W 460
D 505



GEORGE HIGH STOOL

H 790
D 350
M



G10

H 1160
W 460
D 620



HARTFORD

H 800
W 390
D 390



HEAVY RESTAURANT
HIGH

H 1100
W 435
D 360



HOLT HIGH

H 1100
W 465
D 510



HOST UPH HIGH
Stool

H 1000
W 430
D 460
M



HOST RAIL HIGH
Stool Rail back

H 1000
W 430
D 480
M



IDAHO UPH HIGH

H 1060
W 400
D 470
M



IDAHO RAIL BACK
HIGH

H 1060
W 400
D 470
M



JACOB POLO HIGH
STOOL

H 1090
W 390
D 470
M



JEREMY STOOL

H 1090
W 380
D 505



LEON KONG
BARSTOOL

H 1030
W 430
D 555



LEONA HIGH STOOL
Shown with antique leg

H 1100
W 470
D 360
M



LEONA FLUTED
HIGH STOOL

H 1110
W 490
D 480
SH790

Low Seating & Barstools



LEONA HIGH STOOL

H 1100
W 470
D 380
M



LUIZA BARSTOOL
Natural

H 1050
W 432
D 535
SH 370

S



LUIZA BARSTOOL
Wenge

H 1050
W 432
D 535
SH 370

UK S



LUTON HIGHSTOOL

H 1000
W 450
D 600



MARK
Barstool

H 1060
W 495
D 535
SH 752

UK



MATTY HIGHSTOOL

H 1080
W 560
D 560



Low Seating & Barstools



MEMPHIS HIGH
STOOL UPH

H 1065
W 430
D 540
M



MEMPHIS SOLID BACK
High Stool Solid Back

H 1100
W 430
D 540



MEMPHIS ARM
High Stool

H 1120
W 500
D 490
M



MEMPHIS VAR UPH
High Stool

H 1110
W 420
D 500



MEMPHIS OVAL
Barstool

H 1130
W 430
D 490
M



MEMPHIS SPOONBACK
Barstool

H 1160
W 430
D 530
M

Low Seating & Barstools



META

H 1095
W 435
D 515
UK



METRO HIGH STOOL

H 1170
W 480
D 480
S-1800



MEZZI ALU
Side Chair available

H 1015
W 390
D 500
U



MINI VALENCIA HIGH

H 1050
W 430
D 530
M



MOCCA STOOL

H 1100
W 440
D 440



MONACO BARSTOOL

H 1070
W 440
D 500
M



MORGAN HIGH
STOOL

H 1130
W 470
D 530
S-1780



NAPOLI HIGH STOOL

H 1060
W 450
D 360
M



OMEGA BARSTOOL
High Stool

H 1060
W 560
D 470
M

Low Seating & Barstools



PELON
Barstool

H 1005
W 415
D 440
SH700
PL



PHOBUS
Semi High Stool

H 765
W 450
D 450
PL



PHOBUS
Half Back High Stool

H 900
W 450
D 450



PAR

H 1020
W 815
D 815
PL



PHILIP BAR STOOL

H 1100
W 590
D 520



PHOBUS
Full Back High Stool

H 900
W 450
D 450

Low Seating & Barstools



RAMO SOLID
BARSTOOL

H 1100
W 430
D 550
M



RAMO UPH STOOL

H 1100
W 430
D 550
M



RAMO BAR STOOL

H 1040
W 400
D 485



REILLY ZEBRANO

H 1040
W 400
D 480



REILLY HIGH

H 1070
W 400
D 360
M



ROMA
Barstool

H 1080
W 495
D 535
SH752



RUPERT
Barstool

H 1100
W 490
D 590
M



SAXON
Barstool

H 990
W 420
D 535
SH760



SORISO HIGH STOOL

H 1160
W 560
D 500
SH760

Low Seating & Barstools



SPACE

H 1100
W 460
D 525



TANYA

H 830
W 380
D 380
M



TOKYO HIGH STOOL

H 750
W 415
D 330



TOTO ARM
Barstool

H 1205
W 590
D 585
M



TRENT SOLID SEAT
HIGH

H 1050
W 430
D 530
M



TURIN
Barstool

H 1190
W 550
D 585
M



VALENCIA
High Stool

H 1150
W 430
D 530
M



VISTA
Barstool

H 1140
W 550
D 580
M



AIR CHAIR

Available in various colours

H: 800
W: 500
D: 560
T



ARES SIDE CHAIR

H: 820
W: 440
D: 550
SH: 450



BEAM ARMCHAIR

H: 800
W: 630
D: 590
SH: 440



ARTEMIS ARMCHAIR

H: 820
W: 560
D: 550
SH: 450



BELLA

H: 850
W: 550
D: 490
T



COSTA METAL

H: 840
W: 430
D: 530
T



CRYSTAL

H: 800
W: 590
D: 600
T



DEJAVU

H: 820
W: 570
D: 520
T



DIVA

H: 840
W: 570
D: 530
T



DOLCE

H: 800
W: 560
D: 530
T



ELIZABETH
Cushion

H: 900
W: 470
D: 500
T



ELIZABETH

H: 900
W: 470
D: 500
T



GALA

H: 850
W: 550
D: 490
T



JULIETTE

H: 830
W: 480
D: 530
T



LUCCA

H: 820
W: 420
D: 490
T



LUCCA-T

H 820
W 420
D 490
T



MAYA

H 810
W 440
D 500
T



MIA

H 760
W 610
D 570



MIO

H 800
W 470
D 500
T



MISS BIBI

H 850
W 420
D 500
T



MR BOBO

H 850
W 420
D 500
T



OSLO

W 420
D 450
SH 460
S



ROMEO

H 830
W 480
D 530
T



TOBA

Available in ● ● ○

H 750
W 430
D 480
UK S



EVA
Armchair

H: 775
W: 545
D: 585
SH445



TOBA 2



VITA

H: 800
W: 440
D: 530
T



COURTYARD
Armchair

H: 820
W: 550
D: 580



ELLA
Stacking Armchair

H: 775
W: 570
D: 510
SH450



ELLA
Stacking Armchair

H: 775
W: 570
D: 510
SH450





FIN
Non-wood Stacking
Sidechair

H 850
W 410
D 450



FIN
Non-wood Stacking
Sidechair

H 850
W 410
D 450



FIN
Non-wood Stacking
Armchair

H 850
W 565
D 450



FIN
Non-wood Stacking
Armchair

H 850
W 565
D 450



GENT
Teak Stacker

H 870
W 590
D 570



MADRID
Stacking Armchair

H 750
W 525
D 440



MADRID
Teak Stacking Armchair

H 750
W 525
D 440



MADRID
Teak Stacking Sidechair

H 780
W 445
D 375



MALAGA
Stacking Sidechair

H 780
W 445
D 375





MONACO
Teak Sidechair

H: 875
W: 501
D: 600
SH445



MONACO
Teak Armchair

H: 875
W: 501
D: 600
SH445



MORITZ
Beige Stacking

H: 885
W: 430
D: 545



MORITZ
Black Stacking

SPECIAL
ORDER

H: 885
W: 430
D: 545



NICE
Teak Sidechair

H: 780
W: 400
D: 335
SH450



SIESTA
Teak Stacking Sidechair

H: 760
W: 530
D: 440



T-BONE
Armchair

H: 777
W: 540
D: 465



VILLA
Stacking Armchair

H: 850
W: 565
D: 450



VILLA ARMCHAIR
Grey/Beige Stacker

H: 850
W: 570
D: 595





VILLA SIDECHAIR
Grey/Beige Stackler

H 850
W 480
D 595



VILLA ARMCHAIR
Alu/Beige Stackler

H 850
W 570
D 595



ADAPTABLE

H 750
W 700
D 700



ARES TABLE

H 750
W 800
D 800



ELFO

700 x 700
T



FORZA

800 x 800
T



ICE
Base / Long

T



ICE SQUARE

600 x 600
700 x 700
T





ICE ROUND

Ø 600
Ø 700
Ø 800
T



LULU
Base / Leg

T



LULU SQUARE

700 x 700
800 x 800
T



LULU ROUND

Ø 700
Ø 800
T



MANGO

700 x 700
T



MANGO ALU

700 x 700
T



POPPY

600 x 600
T



BREW BENCH
All Weather - Grey

H 450
W 350
Ø 1080
R



BREW LOW STOOL
All Weather - Grey

H 450
W 350
D 450
B



BREW TABLE
All Weather - Grey

H 750
W 750
D 1200
B



BREW LOW STOOL
All Weather - Aluminium

H 450
W 350
D 450
B



BREW BENCH
All Weather - Aluminium

H 450
W 350
D 1080
B



BREW HIGH STOOL
All Weather - Aluminium

H 760
W 350
D 350
B



BREW TABLE
All Weather - Aluminium

H 750
W 750
D 1200
B



BREW HIGH STOOL
All Weather Grey

H 760
W 350
D 350
B



BREW HIGH TABLE
All Weather Grey

H 1100
W 750
D 750
B



BREW HIGH TABLE
All Weather Aluminium

H 1100
W 750
D 750
B

CONTEMPORARY RANGE

Made from brushed steel on aluminium frame and hard wearing resin bleached wood effect table tops and chair slats.

Manufactured to the highest standards.

Chairs stack for easy storage. Colour may vary from images.



BUENOS BAR COLLECTION
Shown with 4 Bar Stools

Table
H 1100
W 1200
D 700





DEVON COLLECTION
Shown with Square Table

Table
H 720
W 900
D 900



DEVON CHAIR

H 900
W 430
D 520



DEVON TABLE SQUARE

H 720
W 900
D 900



DEVON COLLECTION
Shown with Round Table

Table
H 720
Ø 1200



DEVON TABLE ROUND

H 720
Ø 1200



SHERWOCK ROUND
PICNIC TABLE

Overall 1700
Ø 1100 Top



DURHAM PICNIC
TABLE

Length
1350



FOSTER PICNIC TABLE

Length
1770



OUTGANG | Indoor/Outdoor



Colours Available



PARASOL
Shown in Taupe

2m
2.5m
3m
Available



Colours Available



PARASOL BASE
ROUND

15kg



MEZZI
Alu 3 Leg Base
Recommended Top Size
600 to 700mm (Round)

H 710
W 3kg
B



MEZZI
Alu 4 Leg Base
Recommended Top Size
700mm (Round or Square)

H 710
W 3.3kg
B



MEZZI
Alu Rectangular Base
Recommended Top Size
1200 x 700 (Rectangular)

H 710
W 5.5kg
B



MEZZI TEAK
Alu 3 Leg Base
Recommended Top Size
600mm (Round)

H 710
W 3kg
B



MEZZI TEAK
Alu 4 Leg Base
Recommended Top Size
700mm (Round or Square)

H 710
W 3.3kg
B



MEZZI TEAK
Alu Rectangular Base
Recommended Top Size
1200 x 700 (Rectangular)

H 710
W 5.5kg
B



MEZZI TEAK GREY
3 Leg Base
Recommended Top Size
600mm (Round)

H 710
W 3kg
B



MEZZI TEAK GREY
4 Leg Base
Recommended Top Size
700mm (Round or Square)

H 710
W 3.3kg
B



MEZZI TEAK GREY
Rectangular Base
Recommended Top Size
1200 x 700 (Rectangular)

H 710
W 5.5kg
B

French Bistro



WOODEN SEAT PAD

H 860
W 450
D 400



BLUE

H 860
W 450
D 400
C



RED

H 860
W 450
D 400
C



TABLE

H 770
W 800
D 800
C



COPPER

H 830
W 440
D 450
SH440



GREEN

H 860
W 450
D 400
C



OLIVE

H 860
W 450
D 400
C



NOIR

H 860
W 450
D 400
C



SILVER

H 860
W 450
D 400
C



CLEAR

H 860
W 450
D 400
C



CLEAN ARM

H 860
W 450
D 400
C



UPH SEAT & BACK

H 860
W 450
D 400
C



HIGH STOOL

H 765
W 430
D 430
C



LOW STOOL

H 450
W 400
D 400
C





ARKAN DRIVER
On Splay Leg. Available in
Bronze or Black.

H 840
W 500
D 580



ARKAN DRIVER
On Sled. Available in
Bronze or Black.

H 840
W 500
D 580



ARKAN DRIVER
On Cross Frame. Available
in Bronze or Black.

H 840
W 500
D 580



ARTISAN BUCKET

H 840
W 500
D 580



ARTISAN SPLAY

H 840
W 500
D 580



ARTISAN

H 840
W 500
D 580



CANON ARM

H 700
W 700
D 800



CORTINA

H 890
W 520
D 500



CRANK BAR STOOL
With Back.

H 1070
D 380
I





CRANK LOW STOOL

H 500-650
 Ø 300
 J



CRUZ LOW STOOL

H 450
 W 400
 Ø 360



CRUZ SIDE CHAIR

H 890
 W 435
 D 545
 SH465



CURVE SEAT
 BARSTOOL

H 780
 W 390
 Ø 340



DONG SIDE CHAIR

BN



FOUNDRY LOW STOOL

H 540
 W 340
 Ø 340



FRENCH BISTRO
 HIGHBACK

H 930
 W 370
 D 370
 C



HAIRPIN LOW STOOL

H 620
 W 420
 Ø 420
 C



HAIRPIN CHAIR

H 805
 W 495
 D 570
 SH480 UK



HERRERO CHAIR

H 900
W 510
D 560
SH470



HIGH STOOL 1

H 850
W 370
D 420
IN



HIGH STOOL 2

H 720
D 400
IN



HIGH STOOL 4

H 800
W 500
D 500
IN



HIGH STOOL 5

H 850
W 380
D 460
IN



HIGH STOOL 7

Tutor

H 1330
W 410
D 410
IN



INDUSTRIAL RADIUS
STOOL

H 700-850
W 480
D 480
I



INDUSTRIAL UPH
HIGH CHAIR
With Back

H 1140
W 380
D 380
I



INDUSTRIAL SIDE
CHAIR

H 880
W 500
D 500
IN

Industrial



INDUSTRIAL UPH
HIGH STOOL

H 870
W 380
D 360

I



INDUSTRIAL UPH
CHAIR
With Back

H 660
W 380
D 380

I



INDUSTRIAL UPH
LOW STOOL

H 480
W 380
D 380

I



INDUSTRIAL
ROPEBACK

H 780
W 400
D 560

I



INDUSTRIAL
GRIDBACK

H 780
W 430
D 540

I



JUPITER LOW STOOL

H 440
-600
W 480
D 480

C



LOW STOOL 1

H 500
D 440

DI



LOW STOOL 2

H 600
D 360

IN



LOW STOOL 3

H 500
D 380

IN



LOW STOOL 5
Tutor

H 700
W 420
D 540

IN



MARS LOW STOOL

H 400-600
W 420
D 420

C



LUMBERJACK SOFA

H 860
W 1210
D 550
SH465



NAVY SOLID SEAT

H 850
W 400
D 450
C



NEW PATRIOT HIGH
On Skids

H 1030
W 450
D 510



PATRIOT CHAIR

H 760
W 520
D 520
IN



REFINERY HIGH
STOOL

H 750
W 430
D 410



MINERS HIGH STOOL

H 710
W 300
D 300



RYDER CHAIR

H 780
W 560
D 550

Industrial



SCHOOL STACKING SIDE
Shown with Wood Seat
and Back

H 820
W 430
D 490
UK



SCHOOL STACKING SIDE
Shown with Metal Seat
and Back

H 820
W 430
D 500
UK



SCHOOL 'GRADUATE'

H 850
W 450
D 490
UK



SCHOOL HIGH STOOL

H 770
W 380
D 360
UK



SCHOOL STOOL
With Back

H 1050
W 380
D 360
SH740 UK



SIDE CHAIR 3

H 850
W 490
D 430
UK



SINGER HIGH STOOL

H 770
Seat D 300
UK



TANNERY HIGH STOOL

H 760
W 340
D 340
UK



TEACHER HIGH STOOL

H 750
W 420
D 420
UK



TEACHER LOW STOOL
H 470
W 420
D 420
UK



TEACHER HIGH STOOL
With Back
H 970
W 420
D 420
SH750
UK



TEACHER LOW STOOL
With Back
H 850
W 520
D 530
SH460
UK



SADDLE TRACTOR
STOOL
H 820
W 430
D 460



TRACTOR LOW STOOL
Adjustable Seat
H 440
-700
W 440
D 350
NL



TABLE S
Coffee Table Available

H 700
-1300
D 750
Also
Available
900 SQ
I



WEBWIRE CHAIR

H 800
W 440
D 530



WEBWIRE STOOL

H 900
W 600
D 400



LHD-017-STW

H 790
W 520
D 540
SH460



LHD-018-H45-
STW

H 550
W 520
D 520
SH450



LHD-018-H65-
STW

H 750
W 520
D 540
SH650



LHD-018-H75-
STW

H 850
W 520
D 540
SH750

Heritage Range

Bespoke items
All sizes available.



HERITAGE RECLAIM
BENCH

W 900
D 450



HERITAGE RECLAIM
LAMP TABLE

W 450
D 350



HERITAGE RECLAIM
TABLE

W 1200
D 700



RUGGED TABLE
Available in Bespoke Sizes



RUGGED BENCH
Available in Bespoke Sizes



COFFEE TABLE D

H 450
W 1100
D 600



COFFEE TABLE E
Also Available W1600

H 450
W 1450
D 540



COFFEE TABLE F

H 400
W 1200
D 700



CRANK TABLE A
Extendable Additional
Leaf 460mm

H 760
W 1800
D 700



DING TABLE F

H 760
W 1200
D 700



RIVET STANDARD D

H 760
W 1200
D 700



RIVET LOW STOOL

H 450
W 390
D 390



BOLT TABLE

H 760
D 1370



WALLACE TABLE

H 760
D 800



MESH TABLE

H 760
D 600



RIVET NEST

H 700
W 550
D 450



RIVET LAMP

H 450
W 360
D 360



FRENCH BISTRO
TABLE

H 760
W 800
D 800



FRENCH BISTRO
WOOD TOP

H 760
W 800
D 800



RIVET COFFEE A

H 450
W 600
D 600



RIVET COFFEE B

H 420
W 1200
D 600



RIVET POSEUR C

H 1080
W 700
D 700



FRENCH BISTRO
BENCH WITH BACK
Wooden Seat

H 860
W 1230
D 510



FRENCH BISTRO
BENCH
Wooden Seat

H 460
W 1130
D 460



TROLLEY TABLE
SQUARE

H: 650
W: 500
D: 500



TROLLEY TABLE
RECTANGLE

H: 800
W: 1300
D: 400



RIVET COFFEE E

H: 420
W: 1200
D: 600



COFFEE WHEELS

H: 450
W: 1300
D: 600



COFFEE BOX I

H: 450
W: 1300
D: 800



COFFEE BOX II

H: 450
W: 600
D: 600



RIVET DINING A

H 750
W 1800
D 900



TABLE K

H 750
W 1800
D 900



TABLE L

H 760
W 1800
D 1000



TABLE M

H 500
W 1050
D 600



TABLE N

H 450
W 1200
D 600



RIVET TABLE O

H 760
W 2000
D 900



TABLE P

H 760
W 2400
D 900



RACK Q

H 2300
W 1250
D 400



RACK R

H 2000
W 900
D 450



RACK S

H 600
W 600
D 600



RACK T

H 2000
W 1500
D 450



RACK U

H 850
W 1600
D 450



STORAGE V

H 900
W 1200
D 400



STORAGE W

H 600
W 1200
D 500



STORAGE X

H 800
W 1800
D 450



STORAGE Y

H 820
W 1700
D 400



STORAGE Z

H 920
W 1680
D 450

CONTRACT
FURNITURE GROUP
THE COLLECTION

STURDY-LEG

SL011 - 110

STURDY-LEGS

**MADE TO
LAST...
MADE TO BE
DIFFERENT!**

Sturdy Legs



SL-001



SL-002



SL-003



SL-004



SL-005



SL-007



SL-008



SL-009



SL-010



SL-011
Available in all sizes. Adjustable in height from 750 - 1100mm



SL-012



SL-014
Available in all sizes. Adjustable in height from 760 - 1080mm

Sturdy Legs



SL-015
Available in all sizes. Adjustable in height from 760 - 1080mm



SL-016
Available in all sizes.



SL-037
Available in all sizes.



SL-117

H 440
W 2000
D 400



SL-25
Available in all sizes.



SL-016
Available in all sizes.



SL-056 TRACTOR SEAT
Adjustable in height from 470 - 800



SL-056 TRACTOR SEAT
Adjustable in height from 470 - 800



SL-051



SL-237
Available in all sizes



SL-056
Adjustable in height from 470 - 800



SL-081

Rattan



ISABELLA
Stacking Armchair

H: 877
W: 550
D: 453



ASHTON
Stacking Armchair

H: 890
W: 460
D: 440



ASHTON
Stacking Sidechair

H: 895
W: 430
D: 415



CREST SIDECHAIR

H: 840
W: 460
D: 600



CREST ARMCHAIR
new Product Range

H: 870
W: 570
D: 560
SH440



FRESH SIDECHAIR
All Weather, Mokka Resin

H: 850
W: 420
D: 540





FRESH ARMCHAIR
All Weather Moka Reeded

H: 850
W: 540
D: 560



LIVERPOOL SIDECHAIR
All Weather Moka Reeded

H: 850
W: 470
D: 540



LIVERPOOL ARMCHAIR
All Weather Moka Reeded

H: 880
W: 520
D: 540



MANO SIDECHAIR
All Weather Synthetic
Brown Leather/Weave

H: 870
W: 470
D: 570



MANO ARMCHAIR
All Weather Synthetic
Brown Leather/Weave

H: 870
W: 550
D: 570



MANO STOOL
All Weather High Stool
Synthetic Brown

H: 1060
W: 390
D: 480



PRIMA STOOL
Java Weave

H: 860
W: 575
D: 350



SALERNO Sidechair

H: 895
W: 495
D: 415



SALERNO Armchair

H: 890
W: 460
D: 440



Rattan



SALERNO
High Stool

H 1080
W 400
D 390



RATTAN CUBE SET
4/8 people

H 730
W 1140
D 1140



RATTAN CUBE SET
6/10 people

H 720
W 1660
D 1040



BALI LOUNGER



RATTAN ARMCHAIR

H 780
W 590
D 580
SH440



**RATTAN OPEN
ARMCHAIR**

H 780
W 580
D 580
SH440



RATTAN CHAIR

H 840
W 460
D 590
SH420



RATTAN TABLE & CHAIRS
Cushions Covers may vary



RATTAN COLLECTION
Cushions Covers may vary



RATTAN TABLE

H 750
W 700
D 700



SORENTO BAR STOOL

H 325
D 325
SH 760



SORENTO BOX CHAIR

H 760
W 560
D 540
SH 455



SORENTO POSEUR TABLE
Also sold as Set with 4 Bar Stools

H 1120
W 750
D 750



SORENTO TUB CHAIR

H 795
W 675
D 730
SH 445



SORENTO TWIN TUB CHAIR

H 795
W 1195
D 730
SH 455



Rattan



CUSHION
AVAILABLE

ARUBA 804

H 800
W 740
D 750
SH440



CUSHION
AVAILABLE

CALIFORNIA 806

H 900
W 590
D 630
SH420



CAPRI 820

H 820
W 580
D 620
SH450



DAYTONA 818

H 810
W 550
D 610
SH450



FLORIDA 816

H 870
W 450
D 520



IBIZA 810

H 870
W 580
D 590
SH460



JAMAICA 866

H 1080
W 400
D 510
SH750



PANAMA 808

H 800
W 580
D 640
SH450



VERONA 830

H 820
W 470
D 620
SH450

The items on this page are available in the following



MIAMI LOUNGE
SOFA 845

H: 890
W: 1260
D: 770
SH: 380



MIAMI LOUNGE
SIDE TABLE 858

H: 450
W: 450
D: 450



MIAMI LOUNGE
ARMCHAIR 850

H: 890
W: 720
D: 760
SH: 380

CUSHION
AVAILABLE



MIAMI LOUNGE
TABLE 855

H: 450
W: 920
D: 530



ORLANDO 140 878

H: 750
W: 1400
D: 800



ORLANDO 80 875

H: 750
W: 800
D: 800

The items on this page are available in the following



Rattan



MIAMI LOUNGE SET



RIVA 882

H 740
Ø 700



RIVA 884

H 740
W 700
Ø 700




RIVA BAR 886

H 1080
Ø 700



RIVA BAR 888

H 1080
W 700
Ø 700



RIVA 890

H 710
W 450
Ø 450



RIVA BAR 892

H 1040
W 450
Ø 450



TAHITI 880

H 750
W 1800
D 940

The items on this page are available in the following





CUSHION
AVAILABLE

FIR SUNLDUNGER 860

H 440
W 730
D 1870

BALI 870

H 750
W 940
D 940

The items on this page are available in the following



S STACKER
AVAILABLE

All items available in a range of colours, including customers own materials and fabrics. Items also available in frame only.

Fixed Seating



Contract Furniture Group are the UK's leading suppliers of bespoke upholstered seating for the contract market. We specialise in the supply to the leisure and hospitality industry & cover all aspects... Restaurants, Pubs, Bars, Nightclubs, Golf Clubs and Cafés.

We supply throughout the UK with our locally based fitters. Goods are manufactured in leather, faux leather and fabrics from the comprehensive ranges available. We can also supply in your own specified materials. Our client base is huge!

Ask for details of our ranges or request a site measure with a qualified representative. Contract Furniture Group... from concept to fitting... you can be assured of the highest level of Quality, Design and Value for money.



Plain



2 Horizontal Panel



4 Horizontal Panel



Fluted



Float Button



Diamond Deep Button





Armchairs & Sofas



BERWICK

Armchair	2str	3str
H 800	H 800	H 800
W 1140	W 1930	W 2180
D 1000	D 1000	D 1600



BLENHEIM

H 800
W 1800
D 920



BRANDO 2 SEATER
3 seater option available

H 640
W 1600
D 920



BRITANNIA

2str	3str
H 900	H 900
W 1600	W 2050
D 950	D 950



CAVALIER 2 SEATER

H 640
W 1600
D 920
M



CHAD BENCH

H 910
W 1185
D 460
SH490



CHELSEA

Armchair	2str	3str
H 800	H 800	H 800
W 1140	W 1930	W 2180
D 1000	D 1000	D 1000



CHELSEA

Armchair	2str	3str
H 800	H 800	H 800
W 1140	W 1930	W 2180
D 1000	D 1000	D 1000



CHELSEA BRONCO
(Natural product
colourway finish will vary)

Armchair	2str	3str
H 800	H 800	H 800
W 1140	W 1930	W 2180
D 1000	D 1000	D 1000



CHESTERFIELD CLEO

2str	3str
H 800	H 800
W 1930	W 2180
D 1000	D 1000



DINO 2 SEATER

H 640
W 1600
D 920
M

Armchairs & Sofas



DIEGO 2 SEATER
3 Seater option available

2str
H 700
W 1380
D 780



GROM RANGE

Armchair	2str	3str
H 780	H 780	H 780
W 740	W 1240	W 1600
D 780	D 780	D 780





JAZZ 2 SEATER

H 1070
W 1450
M



JAZZY

H 800
W 1800
D 900
UK



JEFF

H 800
W 1800
D 900
UK



LAUREN
Bespoke - All Sizes Available



MAYFAIR
H

2sr	3sr
H 930	H 920
W 1830	W 2000
D 920	D 1000



MODERNA

2sr	3sr
H 840	H 840
W 1600	W 1850
D 880	D 880

Armchairs & Sofas



NASSER SOFA

H: 960
W: 1280
D: 660
SH: 370



NASSER BENCH
BUTTON

H: 840
W: 1300
D: 520
SH: 450



NASSER BENCH PLAIN
All Lengths Available



PAMELA BENCH
Made to-size (Width Only)



PELHAM

H: 800
W: 1590
D: 880



PICASSO
(Patchwork colours may vary)

Armchair	2str	3str
H: 800	H: 800	H: 800
W: 1140	W: 1930	W: 2180
D: 1000	D: 1000	D: 1000



PRAGUE 3 SEATER
2 Seater Available

H 700
W 2100
D 860
M



RECTANGLE UNIT

H 460
W 1000
D 400



RETRO 2 SEATER
3 Seater Available

H 900
W 1260
D 700
M



ROCKET 2 SEATER
3 Seater Available

H 900
W 1340
D 700
M



SLOANE
M

2sr	3sr
H 930	H 930
W 1770	W 1940
D 920	D 920



SMITH SOFA
Available in 1500 mm,
1700 and 1900 mm lengths

H 980
D 700

Armchairs & Sofas



TIGER CORNER

H 790
W 1650
D 855



TIGER 3 SEATER
2 Seater Available

H 780
W 1600
D 860



TIGER CORNER

H 790
W 1650
D 855



VENUS

H 900
W 2380
D 1440



VENUS

H 900
W 2380
D 1440



WALTON TWEED

Armchair	2st	3st
H 800	H 800	H 800
W 1140	W 1930	W 2180
D 1000	D 1000	D 1000



WALTON STUD

Armchair	2st	3st
H 800	H 800	H 800
W 1140	W 1930	W 2180
D 1000	D 1000	D 1000



ALBERT

H 1055
W 1145
D 750
SH500



AMY

H 500
W 760
D 760
SH420



ANDERLY TUB

H 800
W 630
D 450
M



ANYA LOVE SEAT

H 900
W 700
D 800
SH450



ATHENA
Armchair UK finished
(Frame style may vary)

H 920
W 710
D 650
UK



ATOMIC

H 1015
W 720
D 700
SH505
MK

Armchairs & Sofas



BRANDO

H 700
W 730
D 880
M



BRANDO WOODEN TOP

H 720
W 730
D 880
M



BRANDO BUTTON

H 700
W 720
D 850



BRIERLY TUB

H 830
W 680
D 710



CL TUB

H 740
W 700
D 700
S-H450



CAMPBELL

H 1070
W 1100
D 1320



CANON ARM

H 700
W 700
D 800



CAVALIER ARMCHAIR

H 540
W 1600
D 920
M



CHARLIE

H 780
W 660
D 580
M



CORTINA

H: 900
W: 520
D: 630



CRESTON

H: 800
W: 600
D: 640



CHESTERFIELD CLEO
ARMCHAIR



DAVISON CHAIR

H: 790
W: 710
D: 690



DEBORA

H: 1030
W: 570
D: 660

M



DAME

H: 970
W: 800
D: 800

M

Armchairs & Sofas



DAVISON 2 SEATER

H 790
W 710
D 690



DEBBIE SCROLL

H 1030
W 700
D 580
SH-510
MK



DIEGO ARMCHAIR

H 700
W 850
D 740



DINO TUB

H 840
W 640
D 740
M



DOVE



FLORENCE

H 800
W 750
D 450
M



GINA TUB



GOLF

H 870
W 700
D 670



GOLDEN

H 840
W 630
D 600
SH 480
M



GRANGE TUB

Available in

H 770
W 670
D 670
UK



HAVARD TUB

H 800
W 630
D 450
M



HARRY

H 840
W 650
D 520
M



HARLEM

H 750
W 580
D 780



HARTWELL TUB

H 950
W 800
D 800



HILTON SQUARE ARM

H 850
W 670
D 800

Armchairs & Sofas



KING CARVER

H 940
W 630
D 540
SH480
M



HURON ARMCHAIR

H 800
W 900
D 800



ITAL NINA

H 850
W 630
D 550
M



JACKSON

H 790
W 650
D 600
SH470



JAZZ ARMCHAIR

H 1070
W 760
M



JIPPY

H 980
W 550
D 700
M



JUNO LOVE SEAT

H 850
W 900
D 900
M



KERR

H 830
W 730
D 750
M



KERRY

H 820
W 720
D 720
M



LABRA ARMCHAIR

H 800
W 690
D 630



LAWSON

H 950
W 800
D 950
M



LIPSY

H 900
W 1100
D 780
UK



LOUNGE

H 700
W 820
D 790



LOVE BARRELL

Ø 1200



LUCIANA

H 1050
W 620
D 690

Armchairs & Sofas



MAYFAIR ARMCHAIR

H 920
W 1060
D 920
M



MEMPHIS LOUNGE

H 760
W 580
D 570
M



MEMPHIS LOW BACK LOUNGE

H 810
W 670
D 780



MODERNA TUB

H 840
W 850
D 880



MONZA

H 770
W 580
D 540
M



NASSER CHAIR

H 940
W 840
D 700
SH380



NINA

H 850
W 620
D 550
M



OLIVER TUB



POLO

H 930
W 570
D 620

Armchairs & Sofas

CONTRACT
FURNITURE GROUP
THE COLLECTION



RICHMOND

H 850
W 670
D 590



RETRO ARMCHAIR

H 820
W 685
D 685
M



ROCKET ARMCHAIR

H 900
W 775
D 710
M



SLOANE ARMCHAIR

H 920
W 1060
D 920
M



SANI

H 990
W 580
D 630



NELSON
Left or Right Arm facing
options

H 1770
W 800
D 750

Armchairs & Sofas



SHERMA

H 800
W 590
D 550



SPIKE

H 750
W 670
D 700



SQUARE WING

H 1230
W 630
D 920



SMITH

H 1010
W 630
D 640



ST MORITZ CARVER

H 860
W 710
D 600
SH460

M



TAHOE

H 990
W 700
D 750



TEA CHAIR



TIGER ARMCHAIR

H 780
W 920
D 660



TUBBY

H 1130
W 840
D 860
M



WINTON

H 780
W 620
D 620



ZOE

H 860
W 660
D 780



WEDGE QUAD SEATS

M

Kids Korner



RETRO2 KID

H 440
W 930
D 440



ANDREW



HH KID

H 580
W 650
D 600



RETRO KID

H 440
W 490
D 440



MINSTER KID

H 500
W 320
D 440



CHESTER

H 500
W 600
D 500

Choose
from our
Faux
Leathers...



VENA WHITE



VENA IVORY



VENA
CAPPUCINO



VENA Z 03



VENA BR 04



VENA RE 09



VENA RED



VENA DARK RED



VENA WINE



VENA LIGHT
GREEN



VENA PURPLE



VENA BLUE



VENA SA 4



VENA
CHOCOLATE



VENA DARK
BROWN



VENA BLACK

Table Tops



With hundreds available, these are some of the more popular laminates to choose from...



43MM DEEP EDGE PROFILE
Laminate Top
Round
600/700/800/900/1000/1200mm

43MM DEEP EDGE PROFILE
Laminate Top
Square 600/700/800/900mm
Rectangle 1200mm x
600/700/750/800mm
Rectangle 1500mm x 800mm

25MM REVERSE CHAMFER
Laminate Top
Round 600/700/800mm
Square 600/700/800mm



INOX
Round 600 & 700 mm

INOX
Square 600 & 700 mm

INOX
Rectangle 1200 x 700 mm



Table Tops

RECLAIMED TIMBER TOPS



TEAK TABLE TOPS

Solid wood tops

Sizes available: 600 (round), 700 (round), 700 x 700 (square), 1200 x 700 (rectangular)

Suitable for outdoor use



SOLID TABLE TOPS



LIGHT OAK



WENGE



DARK OAK



WALNUT

Available in either Beech, Ash or Oak Solid. All bespoke sizes available with standard sizes as listed available from stock.

Disclaimer: Due to the nature of this product colour finishes may vary.

Standard Sizes

600 □
700 □
1200 x 600
1200 x 700

600 Ø
700 Ø
900 Ø



Rustic Oak



Standard Oak

werzalit®

Attractive design,
impressive craftsmanship.

Sun, rain, ashes, acid and grease - table tops have to stand up to a lot, especially outdoors. Table tops from WERZALIT shrug off almost everything without a trace. They are practically impervious to mechanical, thermal and chemical influences.

The smooth, closed surface that is homogeneously pressed onto the wood material is easy to clean and satisfies the hygiene requirements of the professional catering industry. For tables that can withstand particularly heavy wear, we have added the line of extra-robust dura table

tops to our selection.

Further designs and colourways available... please ask for further information.

Samples available on request.



067 GRAPHITE



316 ANTIQUE OAK



075 SAFARI GREY



076 SAFARI BROWN



112 PUNTINELLA



070 MARBLE BIANCO



019 PLANKED BEECH



035 TEAK



140 RATTAN MOCHA



036 MAPLE



058 NATURAL RATTAN



021 STRATOS



060 WALNUT



074 SAFARI BEIGE



095 WILD PEAR COGNAC



103 WENGE



134 RATTAN
ANTHRACITE



303 MAHOAGANY
MANAOS



312 ITALIAN
WALNUT



313 CRME



316 ANTIQUE
OAK



318 ZEBRAND



028 COOL METAL



342 OAK



052 MARBLE
ONYX



001 WHITE



147 ACANTHUS



321 PINE



758 PUNTINELLA/
MARBLE DE
GENES



761 CASCADE/
FONTANA



034 TRAVERTIN



046 TEMPERA
SILVER



047 TEMPERA
GOLD



734 VINO/
BORDEAUX



739 CATALAN/
WALNUT

Dining / Coffee Tables



ADMIRAL PEDESTAL
Shown in Walnut

M



BAMBINO HIGHCHAIR
Optional Colours Available

H 790
W 470
D 350
M



BISTRO COMPLETE TABLE
Veneer Top, Solid Painted Legs

26mm Top
Any Size Available
M



BOLTON TABLE

H 760
W 1300
D 800
M



CAPTAIN POSEUR

M



CHUNKY COFFEE TABLE COMPLETE
Made to measure item. Available as dining height. Solid Beech Wood

30mm Top
72mm Square Leg
M



DUMB WAITER CARMEN

H 1047
W 1000
D 400
M



DUMB WAITER ERIC
All Colours Available

H 1047
W 690
D 382
M



DUMB WAITER RICO
All Colours Available

H 1047
W 1000
D 382
M



DUMB WAITER TON
All Colours Available

H 1047
W 680
D 382
M



DUMB WAITER TWAN
All Colours Available

H 1047
W 1000
D 382
M



GASTRO COMPLETE TABLE
Any Size Available. Veneer Top, Solid Plinth Legs

50mm Top
M



GASTRO CIRCULAR COMPLETE TABLE
Any Size Available. Veneer Top, Solid Plinth Legs.

50mm Top
M



HARLEY
Single Pedestal

610
760mm
Round or
Square
M



HARLEY TWIN BASE
Twin Pedestal,
Sawn with Turned Leg

1220 x
690mm or
1220
x 760mm
M



KOBE KOFFEE TABLE

H 500
W 400
D 500
M



LUTON ROUND TABLE

H 760
W 890
D 890
M



MILANO TABLE
Rectangle

H 730





MILANO TABLE
Square

H 730



MILE TABLE
Small Round

H 730



MILE TABLE
Large Round

H 730



OLDHAM COFFEE TABLE

H 760
W 700
D 700
M



SAILORS PEDESTAL
Shown in Walnut

All Sizes Available
M



SLAB TABLE

H 760
Available:
700x700 &
800x800mm



SLAB BENCH

H 470
Available:
350 x 1000 &
350 x 1200mm



SLAB TABLE

H 760
Available:
1200 x 700 &
1400 x 800mm

Dining / Coffee Tables



SLAB POSEUR TABLE

H 1100
Available:
700x700 &
800x800mm



SLAB HIGH STOOL

H 770
W 350



SLAB LOW STOOL

H 470
W 350



TRENT BARSTOOL & POSEUR TABLE

A bespoke item made to any size, any colour available. Shown in Distressed Walnut



VENICE PEDESTAL

Any Size Available

H 760
Ø 600
M



WASHINGTON TWIN

Shown with square leg
Twin Pedestal
Recommended Top Size:
1220 x 760mm

Other Sizes
Are Available



WASHINGTON SINGLE

Single Pedestal. Shown with Square Leg and 760mm Solid Beech Round Top
Recommended top sizes 610 to 760mm
(Round or Square) M



YORK BAR TABLE

H 760
W 700
D 700
M



YORK TABLE

H 760
W 1200
D 760
M



HORIZON SQUARE
Low Column - Stainless Steel. Recommended Top Size 800mm max.

H 725



HORIZON RECTANGLE
Low Column - Stainless Steel. Recommended Top Size 1400x800mm max.

H 725



HORIZON RECTANGLE
High Column - Stainless Steel. Recommended Top Size 1000x700mm max.

H 1080



HORIZON SQUARE
High Column - Stainless Steel. Recommended Top Size 600x600mm max.

H 1080



HORIZON SQUARE
Low Column - Stainless Steel. Recommended Top Size 800mm max.

H 725



JOEL BASE
Recommended Top Size 700mm Square.

H 710



JOEL BASE
Recommended Top Size 700mm Round.

H 710



JULIANA PLUS
Recommended Top Size 700mm max. Round or Square.

H 710
W 675

Table Bases



DURHAM CT
Refectory

H 730
Span 540



DURHAM CT
Poseur Small

H 1100
Span 540



DURHAM CT
Coffee Height Small

H 430
Span 540



DURHAM CT
Small

H 730
Span 540



DURHAM CT
Medium

H 730
Span 740



DURHAM
Coffee Height Small

H 430
Span 540



DURHAM
Small

H 730
Span 540



DURHAM
Medium

H 730
Span 740



DURHAM
Std Large

H 730
Span 895

Table Bases



DURHAM
X Large

H 730
Span 895



DURHAM
Refectory

H 730
Span 540



DURHAM
Poseur Medium

H 1100
Span 740



DURHAM BEECH
COLUMN COFFEE
Shown in Natural Beech

H 430
Span 540



DURHAM BEECH
COLUMN STANDARD
Shown in Natural Beech

H 730
Span 540



DURHAM BEECH
COLUMN POSEUR
Shown in Natural Beech

H 1100
Span 740



STEP RECTANGLE

H 710
W 16kg



STEP B2 SQUARE

H 710
W 430
D 430
W 19kg



STEP B2 ROUND

H 710
W 435
D 435
W 17kg

Table Bases



OLYMPIC B1
Also Available in Chrome

H 730
Span 535



OLYMPIC B2
Also Available in Chrome

H 730
Span 560



OLYMPIC B3
Also Available in Chrome

H 730
Span 715



OLYMPIC B2 POSEUR

H 1055
Span 560



LINCOLN
5 Star

H 730
Span 810



LINCOLN
Small

H 730
Span 580



LINCOLN
Large

H 730
Span 810



LINCOLN
Refectory

H 730
Span 560



LINCOLN
Poseur Small

H 1100
Span 580



LINCOLN
Coffee Height - Large

H 730
Span 715



TRUMPET
Small Round

H 720
Ø 430
G



TRUMPET
Medium Round

H 720
Ø 530
G



TRUMPET
Large Round

H 720
Ø 600
G



TRUMPET
Poseur Round

H 1100
Ø 430
G



TRUMPET
Coffee Round - Small

H 430
Ø 430
G



ALUMINIUM
Poseur

H 1100
Span 550
G



ALUMINIUM
4 Star

H 710
Span 655
G



ALUMINIUM
Refectory

H 710
Span
600x630
G

Table Bases



CONTINENTAL
3 Leg

H 695
Span 450
Ø 700



CONTINENTAL
4 Leg Poseur

H 1100
Span 450
Ø 600



CONTINENTAL
4 Leg

H 695
Span 450
Ø 800



CONTINENTAL
4 Leg XL

H 695
Span 590
Ø T5 1000



CONTINENTAL
Refectory 1400 x 700mm

H 695
Span 450
Ø 890



FRESH
4 Star Dining

H 700
Span 460
Ø 800



FRESH
4 Star Poseur

H 1000
Span 460
Ø 600



STAINLESS STEEL
Floor Fixed Base



TAPERED STYLE
4 leg Set

H 720
G



LADDER STYLE
4 leg Set

H 720
G



TRIPOD STYLE
4 leg Set

H 720
G



ESTELLE
Cast Iron

Poseur Height 1100
Dining Height 730
Base 430 x 430

RAL COLOURS
ANY COLOUR
AVAILABLE



**PROFILE
SQUARE
BASE**
Steel

	Coffee	Lounge	Dining	Profile
Small Height	430	550	720	1080
Base	AR 400 x 400			
Large Height	All Heights the same			
Base	AR 550 x 550			



RAL COLOURS
ANY COLOUR
AVAILABLE

SIENNA BASE
Cast Iron

Poseur Height 1080
Dining Height 720
Base
Small 430 Ø
Small 550 Ø
Small 750 Ø



ZUTO
Steel Copper

Poseur Height 1060
Dining Height 720
Coffee Height 600
Base 405 Ø

Stabilise Align Instantly!

FLAT®'s patented technology is unique. It is incorporated into products at the design stage, so manufacturers aren't stuck with a clumsy, bolt-on afterthought. Each of our table bases comes with its own self-stabilising PAD, allowing users to seamlessly align table tops and eliminate wobbly tables.

FLAT –
The No.1
Solution to
Wobbly
Tables...

available from

CONTRACT
FURNITURE GROUP

Interested?

Just call

0115 965 9030



AUTO-ADJUST BX26
Height: 720mm/28.35in
Base Span: 670mm/26in
Base Spread: 490mm/19.3in
Weight: 6.0kg/13lb
Top Plate Size: 350mm/14in
Material/Finish: Aluminium/Polished
Max Tabletop Size Square: 650mm/26in
Max Tabletop Size Round: 750mm/30in
Post/Column Width: 65mm/2.56in



AUTO-ADJUST CX26
Height: 720mm/28.35in
Base Span: 660mm/26in
Base Spread: 480mm/19in
Weight: 3kg/7lb (5.6kg inc supplied weight attachment)
Top Plate Size: 345mm/14in
Material/Finish: Aluminium/Polished
Max Tabletop Weight: 10kg/22lb
Max Tabletop Size Square: 700mm/28in
Max Tabletop Size Round: 700mm/28in
Post/Column Width: 2.56mm/65mm



AUTO-ADJUST KT22
Height: 720mm/28.35in
Base Span: 560mm/22in
Base Spread: 128mm/5in
Weight: 8kg/18lb
Top Plate Size: 330mm/13in
Material/Finish: Cast Iron/Textured Finish
Max Tabletop Weight: 35kg/77lb
Max Tabletop Size Square: 900mm x 2100mm - 36in x 84in



AUTO-ADJUST KX22
Height: 720mm/28.35in
Base Span: 560mm/22in
Base Spread: 430mm/17in
Top Plate Size: 330mm/13in
Material/Finish: Cast Iron/Textured finish
Max Tabletop Weight: 16kg/35lb
Max Tabletop Size Square: 750mm/30in
Max Tabletop Size Round: 750mm/30in
Post/Column Width: 76mm/3in



AUTO-ADJUST KX2230
Height: 720mm/28.35in
Base Span: 560mm x 750mm - 22in x 30in
Base Spread: 505mm/20in
Weight: 11.5kg/25lb
Top Plate Size: 330mm/13in
Material/Finish: Cast Iron/Textured Finish
Max Tabletop Weight: 16kg/35lb
Max Tabletop Size Square: 600mm x 900mm - 24in x 36in
Post/Column Width: 76mm/3in



AUTO-ADJUST KX30
Height: 720mm/28.35in
Base Span: 760mm/30in
Base Spread: 570mm/22in
Weight: 12kg/26lb
Top Plate Size: 330mm/13in
Material/Finish: Cast Iron/Textured Finish
Max Tabletop Weight: 20kg/44lb
Max Tabletop Size Square: 1050mm/42in
Max Tabletop Size Round: 1050mm/42in
Post/Column Width: 76mm/3in



AUTO-ADJUST KX36
Height: 720mm/28.35in
Base Span: 915mm/36in
Base Spread: 680mm/27in
Weight: 28.5kg/63lb
Top Plate Size: 445mm/17in
Material/Finish: Cast Iron/Textured Finish
Max Tabletop Weight: 25kg/55lb
Max Tabletop Size Square: 1200mm/47in
Max Tabletop Size Round: 1500mm/60in
Post/Column Width: 102mm/4in



AUTO-ADJUST BX26 FLIP TOP
Height: 720mm/28.35in
Base Span: 670mm/26in
Weight: 4.5kg/10lb
Material/Finish: Aluminium/Polished
Max Tabletop Weight: 10kg/22lb
Max Tabletop Size Square: 800mm/32in
Max Tabletop Size Round: 800mm/32in

Contract Furniture Group produce bespoke interiors for the hotel and leisure furniture sectors. All our case goods are manufactured at our Nottingham production site where we can work closely with our clients to produce high quality, bespoke case furniture to suit your requirements.

Design: Our in house team will measure and design to a required specification supplying full CAD drawings and giving advise on construction and materials.

Manufacture: We can produce in a variety of finishes including, solid wood, laminate & MFC being amongst the most popular selections to suit all budgets & venues.

Delivery: Using our very own team of experienced furniture handlers we ensure all furniture arrives ready assembled and in perfect order.

Installation: On request we are able to offer our fully trained fitter who can install furniture in a designated area. Prices for this service are available on request.



2 OVER 2 CHEST



DRESSING TABLE



CONSOLE TABLE



DOUBLE WARDROBE



2 DOOR SIDEBOARD



TALL BOY



COFFEE TABLE

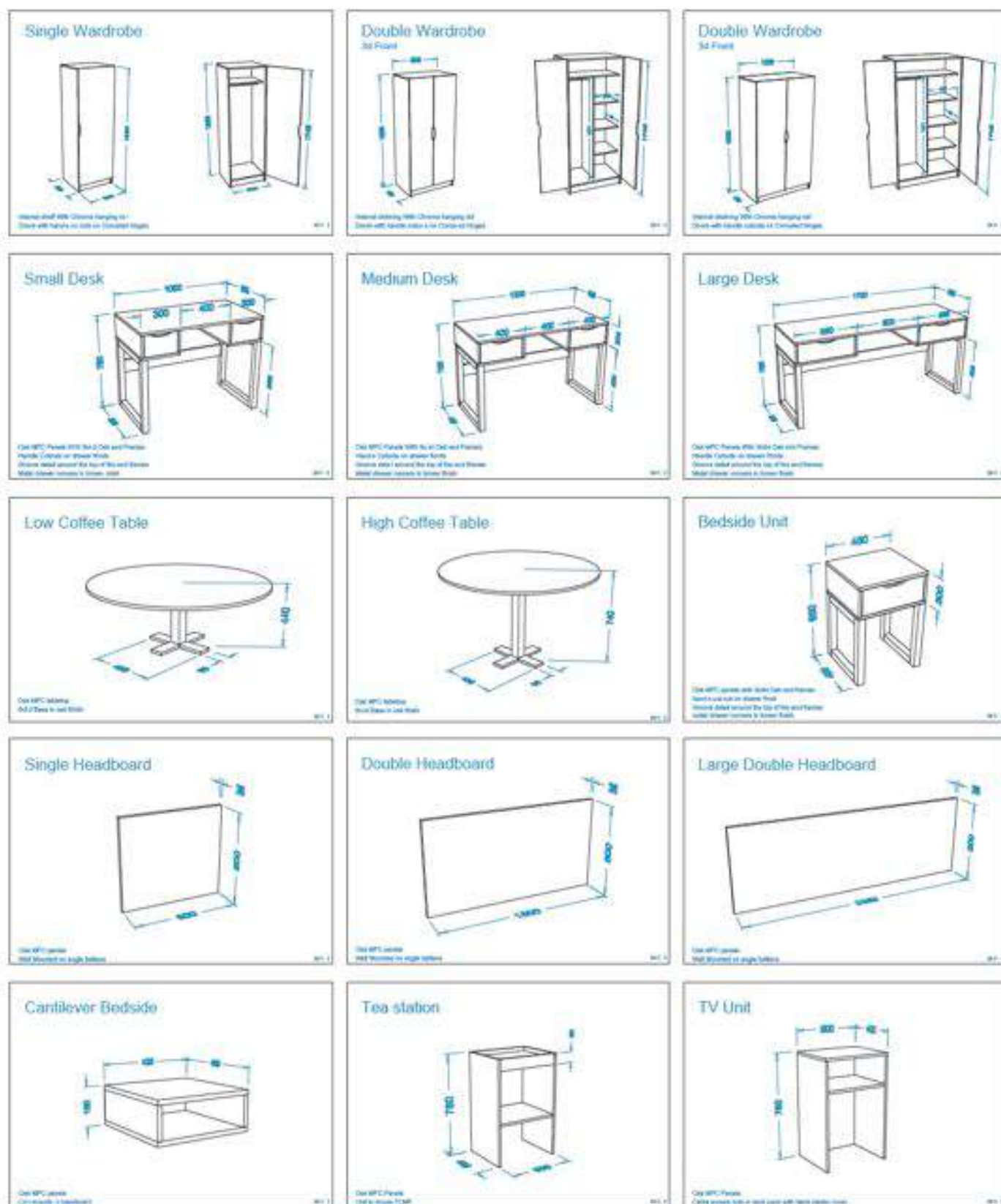


BEDSIDE WITH DRAWERS



LAMP TABLE

Standard & Bespoke Case Goods



Contract Furniture Group are very proud to introduce our latest range of contract beds and mattresses for the hospitality, educational and healthcare sectors. All our beds are produced to a high standard and manufactured in the UK.

Our experience over the years has resulted in us being able to offer our greatest selection of styles and specification levels ever. We really do believe in putting you, the customer first, every time. High quality contract beds, exceptional levels of customer service and our own fleet of modern vehicles allow us to deliver very cost effective solutions to perfectly match your requirements for contract beds.

As is legally required in today's contract beds market all of our products are manufactured to minimum standard. One service provided is our full "room by room" bed inspection report. This is an honest, unbiased inspection of the condition of all mattresses and bases, resulting in a written report being supplied and any recommendations by us. This is a true cost saving exercise, ensuring that only worn and damaged contract beds are replaced.

Another time and money saving service available (priced on enquiry) is our full "room by room" installation service. This entails positioning contract beds and mattresses into each room and removal of all packaging. This is a relatively cost effective service and lots of our customers have found it to be very useful.

Call our team to arrange a site visit.



natural sleep orthopaedic
12.5g ortho spring
rod edge wire support
hard pad
handle and vents
high loft fillings
organic cotton cover
tufted design



memory pocket (1000 pocket)
1000 pocket spring units
poly pad
polyester 1000g
memory 2 inch V 60
flag stitched handles
air breather vents
luxury silk stretch cover
wollen tufts



royal comfort 1500 pocket (pillow box)
1500 pocket spring units
hard pad
polyester 1000g
memory 2 inches V 60
flag stitched handles
side stitch borders
air breather vents
flag stitched handles
(extra foot end handle)



highlander ortho
12.5g open coil spring unit
6g rod edge wire
hard pad
polyester filling 1000g
poly pad
air breather vents
handles
quilted border
luxurious damask cover
tufted design



richmond
13.5g open coil spring unit
6g rod edge wire
polyester filling 1000/500
hard pad
quilted border
luxurious damask cover
quilted design

The Bed Collection

Contract Furniture / Dining Chairs UKs' aim is to provide customers with well-designed products of high quality flooring and all at the best value. Whilst we supply all types of products for all kinds of tastes including wool & synthetics, we have nevertheless built our reputation on supplying products that remain the first choice of the discerning British public.

Call our sales team for any more information on all our flooring products.



The Curtain & Soft Furnishing Collection

We are suppliers of beautiful high quality curtains and blinds that are made to measure and make your business feel like it is your creation. Whatever your style, we can offer a warm, personal service and guidance, to ensure you achieve your desired look.

We manufacture quality, made-to-measure soft furnishings for Hotels, Restaurants, Golf Clubs and the Interior Design trade.

Having such an established and strong manufacturing base has enabled us to pass on to you some genuine benefits.







How it will benefit your business?

What is Contract Furniture Group design services?

Complete your furniture purchase by surrounding it with a unique specially designed interior tailored to increase company profile, improve infrastructure resulting in smoother services and facility efficiency. This all results in customer satisfaction.

Attract new customers giving them a pleasurable experience through an exciting environment and service but more importantly see them return having spread the word.

From inception to completion your project will be professionally nurtured through the alliance of our experienced commercial designer.

No interior is too small or too big and projects can be employed from the initial start of a new build scheme or integrated into an existing facility.

Below are our design services which will be tailored to your criteria and budget. This is aimed at restructuring your businesses to maximize efficiency and turnover and not forgetting providing that ideal social retreat from the rigors of regimented society.

Site Surveys


Building visits, Site Analysis, Existing Site Measurements and observational Photography.

Existing Building Survey Plans drafted onto digital AUTOCAD drawings. This is available as a stand alone service where the drawings can be used for either planning applications or a footprint for a new interior design scheme.

It is so important to create that first impression that lasts as a memorable experience.

By creating that ideal interior your project guided by our interior design specialist will take your business forward and beyond any competition by creating that new brand image and improving service through carefully thought out design solutions developed from the initial client briefing.

By refreshing your facility with a whole new planned and detailed interior design featuring key functional areas and correct fixtures and fittings your operation will be vastly improved and will not only meet the requirements of that ever demanding customer but your updated facility will run smoother and more efficiently bringing new enthusiastic moral to your staff resulting in happy satisfied customers from their service.



Contract Furniture Group can now offer you a bespoke canvas framing service. Ideal for your business. Either provide images or tell us what you're after and let us find them.



All prints are on thick bright white 100% cotton canvas and warp resistant timber (18 mm deep). We use the latest light fast colour inks. (guaranteed up to 80 years) We can cater for any order at the best value you will find.

Your image will need to be over 2mb in size for the quality print you deserve. Good image banks are: www.istockphoto.com, www.shutterstock.com or www.crestock.com

*Email or call on
canvas@contractfurniture.com
 or 0115 965 9030*

CONTRACT

 FURNITURE GROUP

Prices				
Qty:	0-10	10-30	30-50	50+
Size				
16x12	£34	£33	£32	£31
16x16	£35	£34	£33	£32
20x16	£37	£36	£35	£34
20x20	£38	£37	£36	£35
20x12	£37	£36	£35	£34
24x12	£39	£38	£37	£36
24x24	£39	£38	£37	£36

Prices includes delivery

Canvas frames are available in two thicknesses. 18mm as advertised or 40mm 'Exhibition' quality available on request. Please ask for trade prices. All sizes catered for.



Design Services



DESIGN SERVICES

- Design Packages (Each item can be provided as an individual service or a selection hand picked based on your requirements)
- A full project managing program is offered but if, as the client, you nominate yourself we can liaise with you as your consultants giving you full support across the project time table
- Initial briefing meetings
- Initial Concept Design Proposals including sketch visuals and plans
- Design Image/Mood Boards & Action Plans
- Detail Design Packages from concepts
- Spatial planning/Furniture layouts
- Detail design (fixtures & fittings)
- Full CAD Drawing packages inc (Plans, Elevations & Sections)
- Detail CAD Working Drawings
- POS & graphic design
- Visual Illustrations. Can be a one off commission for your business concept or as a developing tool for publications

Eco Policy

With everyone looking for ways to create a better world we too are changing. Contract Furniture Group are one of the first UK importers/manufacturers to offer alternative fillings and coverings, our chairs are already manufactured with timbers from sustainable sources and in addition we can supply foams and covering that also support that.

We are introducing new measures to ensure that wherever possible we use non-toxic materials and foams as well as recyclable fabric to ensure we too are reducing our carbon footprint.

Please feel free to ask about our new policies and further options.

Construction

All our dining chairs are manufactured from sustainable sources using high quality Beech and Oak. All forests are well managed to ensure regular supply and environment friendly atmosphere.

All frames are glued and screwed and dowelled for maximum strength, all seats are made from solid timber or webbing to give you the comfort you require.

All chairs are hand constructed giving strength, comfort and design along with durability you would expect from Contract Furniture Group with the best prices in the UK guaranteed.

Website

Please visit www.contractfurniture.co.uk to view the full product range including additional products. The site is constantly updated with new collections that we introduce.

Sales Team

Our specialist sales team will only be too happy to assist with any enquires you may have. You are also welcome to visit our UK offices / showroom by appointment. For those unable to visit we can arrange for one of our sales team to visit you to develop an effective furniture solution.

UK showroom open 10am – 4pm Monday - Friday and weekends by appointment only.

Export

We export a vast amount of products all over Europe and are fast becoming a market leader in the supply of domestic and contract sofas, tubs and chairs.

All products are certified to their local authority specifications, all foams are combustion modified (CHMR) and fabrics can be to CRIB 5 contract standard where applicable.

Delivery

Delivery is usually taken on by our dedicated trailer company and any size order.

We offer a complete and specialised service from order to delivery, door to door.

Please ask for our full terms and conditions which are available upon request.







...for every occasion!

CONTRACT

FURNITURE GROUP

Contract Furniture Group
Contract House, Little Tennis Street South, Nottingham NG2 4EU
t: 0115 965 9030
e: info@contractfurniture.co.uk
w: www.contractfurniture.co.uk