



**Marine Standard
Flooring.
Tailored to you.**



**LVT flooring for
the marine sector**

UK made to order

0.55 mm wear layer

Contents

Introduction to Marine	4
Marine Planks and Tiles	10
Wood	14
Stone	16
Abstract	18
Laying Patterns	20
Simple Patterns	38
Project	42
Motifs & Borders	44
Stripping	47
Product Availability	49
Technical	52

Marine Standard Flooring.

**Designer
flooring
specifically
created for the
marine sector.**

Premium designs, inspired laying patterns, and the freedom to create something completely bespoke – use Amtico Marine to shape unforgettable customer experiences, at the highest industry safety standards.

Tailored to you.

32 Unique products

28 Marine laying patterns

3 Ways to specify


Creative adventures.

The interior design of any ship is the cornerstone of the onboard experience. And when every space, from cabin to ballroom, has a bespoke look and feel, a vessel becomes a high-end resort, not just a mode of transport.

The Amtico Marine collection is aimed at specifiers who are creating individual-level experiences and realising these personal touches at scale. Giving form to a vessel's brand experience while delivering quality and service rooted in a deep understanding of the realities of shipbuilding.

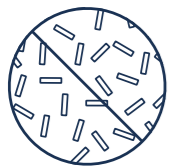
Complete safety.

Incredible performance, made to last. Officially accredited and rigorously tested, this collection is specifically created to deliver optimum performance and safety.



Wheelmark approval:

Amtico Marine is approved by Lloyd's Register Deutschland GmbH to the Marine Equipment Directive and SOLAS.



Peace of mind between cleaning cycles:

Our active antimicrobial technology has been proven to reduce bacteria present by more than 99% over 24 hours¹.



Effective fire resistance:

Verified low surface flammability.

¹Tested with E.coli and MRSA in laboratory test conditions using ISO22196 method.



Photo by Polina Rytova on Unsplash

Construction

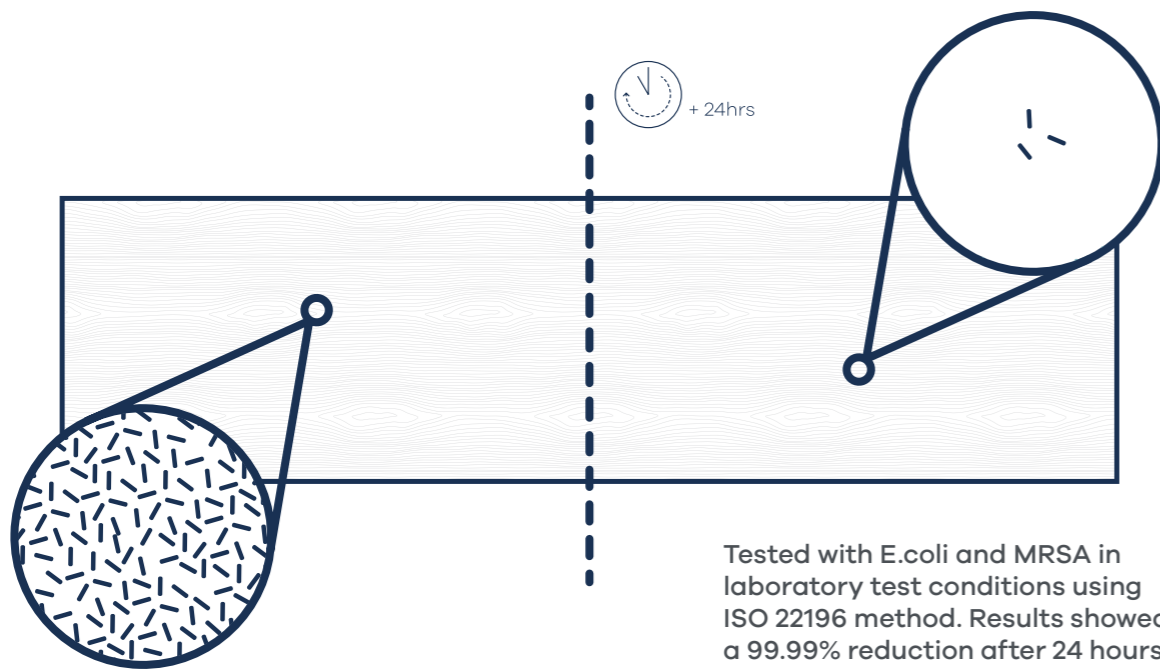
Antimicrobial

Any offshore locations, from oil rigs to luxury liners, are perfect grounds for bacteria to survive and multiply, due to people carrying out group activities in very close proximity.

So we have added our high-performance antimicrobial protection to the Amtico Marine collection. The ionic silver additive provides a hygienic surface where bacteria cannot multiply or survive.

Under independent tests this active ingredient has been proven to reduce bacteria present by > 99.99% over 24 hours.

This means Amtico Marine provides an extra layer of defence between cleanings and gives customers increased peace of mind.



"If extra levels of hygiene are needed, it's reassuring to know this floor is tested and proven to provide it."

John Baggaley
Technical Specialist

Product

Choose any of our Marine planks and tiles in a single colour and size to create a floor with simple elegance. Or design your own combinations of colours and sizes to make something that will deliver real impact.

Marine Planks



184.2 x 1219.2 mm



76.2 x 914.4 mm



114.3 x 914.4 mm



152.4 x 914.4 mm



304.8 x 609.6 mm



304.8 x 457.2 mm

and Tiles



457.2 x 457.2 mm



304.8 x 304.8 mm



Samples and support

We offer expert support worldwide, with a free online global supply service for samples. Your local Area Sales Manager will also be happy to supply full size samples.



Product Wood



Lloyd's Register
Deutschland GmbH



White Ash
AM5W2540



Nordic Oak
AM5W2550




Sash Oak
AM5W3032



Coastal Pine
AM5W3029



Dusky Walnut
AM5W2542



Pale Ash
AM5W2518



Featured Oak
AM5W2533



Honey Oak
AM5W2504



Traditional Oak
AM5W2514



Royal Oak
AM5W2530



Worn Ash
AM5W2539



Sun Bleached Oak
AM5W2531



Manor Oak
AM5W7970



Estuary Pine
AM5W3028



Shibori Sencha
AM5W7780



Warm Teak
AM5W2517



Warm Cherry
AM5W2506



Exotic Walnut
AM5W2541



Black Walnut
AM5W2534




Shibori Lapsang
AM5W7790

Product
Stone




Lloyd's Register
Deutschland GmbH



MP019 - Polygon Key | Compass Motif | Plank Border | Piping Border



Ceramic Frost
AM5S1591



Crema Travertine
AM5S1589



Ceramic Ecrú
AM5S3592



Plaza Concrete
AM5S3070




Ceramic Dark
AM5S3566



Dry Stone Cinder
AM5S4433



Ceramic Flint
AM5S2594



Ceramic Coal
AM5S4422

Product Abstract



DRYBACK LVT



ANTIMICROBIAL



Lloyd's Register
Deutschland GmbH



Mirus Cotton
AM5A6110



Linen Weave
AM5A3800



Satin Weave
AM5A3805



Linear Metallic Steel
AM5ALA21

Linen Weave - Broken Bond | Satin Weave stripping | Coastal Pine - Stripwood

The power of pattern

Wayfinding, zoning, mood and impact – the power of floor design is hard to overstate. We present a carefully balanced selection of laying patterns each with pre-defined product combinations that effortlessly cover everything from large scale circulation areas to intimate decorative spaces.



Laying Patterns

Small Parquet

The timeless sophistication of a wooden parquet floor can never be over-stated. Single colour designs celebrate the varied beauty of the wood grains, while the combinations opposite introduce a more contemporary edge.

TILE SIZE

76.2 x 228.6 mm



Small Parquet - MP006
Warm Teak



Small Parquet - MP011
Nordic Oak & White Ash



Small Parquet - MP012
White Ash & Nordic Oak



Small Parquet - MP007
Traditional Oak



Small Parquet - MP008
Honey Oak



Small Parquet - MP009
Coastal Pine



Small Parquet - MP010
Black Walnut



MP011 - Small Parquet

Laying Patterns



MP005 - Large Parquet

Large Parquet

If you have a larger space but still want the timeless sophistication of parquet, these two highly useable colourways in a larger size are perfect for flooding a space with a flowing herringbone design.

TILE SIZE

114.3 x 457.2 mm



Large Parquet - MP004
Royal Oak



Large Parquet - MP005
Sun Bleached Oak

Laying Patterns



MP017 - Pleat | White Ash - Stripwood

Pleat

The precise geometry in this seemingly simple design works brilliantly to bring direction and movement to a floor. Our design team have selected a combination of elegant single woods as well as lively multi-product creations to show how truly versatile Pleat can be.

TILE SIZE
114.3 x 457.2 mm



Pleat - MP014
Nordic Oak



Pleat - MP015
Estuary Pine



Pleat - MP016
Satin Weave, Ceramic Frost & Plaza Concrete



Pleat - MP017
White Ash, Dusky Walnut, Nordic Oak, Sash Oak & Sun Bleached Oak



All laying patterns can be ordered using the simple code.

Laying Patterns

Basket Weave

The directional, precision cut pieces in this classic weave are perfect for showcasing the highly realistic colours and grain textures of Amtico Marine woods.

TILE SIZE

76.2 x 304.8 mm 114.3 x 114.3 mm (key)



Basket Weave - MP002
Honey Oak



Basket Weave - MP003
Warm Cherry

Castel Weave

Castel Weave brings the drama and decoration of traditional parquetry but without the weight of real wood. From ballrooms to piano bars - this decadent floor demands to be looked at.

TILE SIZE

304.8 x 457.2 mm 107.7 x 431.0 mm



Castel Weave - MP001
Sash Oak



MP002 - Basket Weave | Plank Border, Black Walnut Stripping

Laying Patterns




MP027 - Check | Pale Ash - Stripwood, Plank Border

Check

A timeless pattern that's all about the colour combinations. Choose bold monochrome for a classic bar/diner, or a tonal palette for a soft, more contemporary finish.

TILE SIZE
152.4 x 152.4 mm



Check - MP027
Ceramic Frost & Ceramic Cool



Check - MP028
Plaza Concrete & Ceramic Frost

Laying Patterns

Polygon Key

Polygon Key provides pattern on a grand scale. The clean lines and simple shapes combined in a tonal palette create a decadent, luxury feel. Or, mix contrasting hues for a more dramatic, impactful statement.

TILE SIZE

431.8 x 863.6 mm 304.8 x 304.8 mm



Polygon Key - MP019
Ceramic Frost, Ceramic Ecu & Plaza Concrete




Polygon Key - MP020
Plaza Concrete, Ceramic Flint & Ceramic Coal

Key Stone


An iconic pattern in two versatile sizes. Key Stone Mini has a bold, graphic effect whereas Key Stone Small achieves a more classic Victorian look. Amtico's design team have employed complementary and contrasting colour palettes to create a selection of floor designs for grand dining rooms and lobbies right through to small chic bathrooms.

TILE SIZE

Mini: 152.4 x 152.4 mm 50.8 x 50.8 mm (key)
Small: 304.8 x 304.8 mm 50.8 x 50.8 mm (key)



Key Stone Mini - MP022
Crema Travertine & Ceramic Coal (key)



Key Stone Mini - MP023
Ceramic Frost & Ceramic Coal (key)



Key Stone Mini - MP024
Ceramic Ecu & Linen Weave (key)



Key Stone Small - MP025
Ceramic Ecu & Linen Weave (key)



Key Stone Small - MP026
Plaza Concrete & Linen Weave (key)

Laying Patterns



MP013 - Woven | Ceramic Frost - Uniform Tile Border | Piping Border | Diamond Border | Offset Stripe Border | Ceramic Frost - Uniform Tile, Cirrus Air Stripping

Woven

Perfect for detailed feature floors, Woven's impactful monochrome colourway emulates the feel of decorative ceramic tiles. Our precision cut LVT pattern pieces are larger than a traditional ceramic tile and more lightweight, so they go down quickly and easily for a striking result.

TILE SIZE

228.6 x 228.6 mm 107.6 x 323.3 mm



Woven - MP013
Ceramic Coal & Ceramic Frost

Laying Patterns




MP018 - Flagstone

Flagstone

Achieve a classic flagstone design without the weighty materials. This traditional pattern combines a soft concrete feel with clean directional lines.

TILE SIZE

152.4 x 152.4 mm 152.4 x 304.8 mm 304.8 x 304.8 mm 152.4 x 457.2 mm
304.8 x 457.2 mm 457.2 x 457.2 mm **Stripping:** 4.0 x 914.4 mm



Flagstone Large - MP018
Plaza Concrete & Satin Weave Stripping

Random Stone

This highly versatile shifting block pattern is perfect for delivering uniformity in a large space. The contrasting stripping throws out defined unbroken lines, making it perfect for zoning and wayfinding in circulation areas on a vessel.

TILE SIZE

152.4 x 457.2 mm 228.6 x 457.2 mm 304.8 x 457.2 mm **Stripping:** 4.0 x 914.4 mm



Random Stone - MP021
Ceramic Flint & Ceramic Ecru Stripping



All laying patterns can be ordered using the simple code.

Simple Patterns

Enhance every on-board experience

Whether it's for a hard-working commercial vessel or a luxury cruise liner, material selection is central to a user's experience.

Our versatile plank and tile sizes are the perfect basis for any interior scheme, delivering high-performance with real design impact.

Honey Oak



Coastal Pine

Deck Block



New 4mm bevelled stripping creates a classic Deck Block pattern when laid with any of the standard planks. Shown here with Black Walnut stripping.



A directional grain in long elegant planks creates lovely flow.

Stripwood



Uniform Tile



Square, bevelled tiles laid with stripping give a realistic ceramic feel, and are easy to maintain in high traffic spaces. Shown here with Ceramic Ecru stripping.



Ceramic Dark





Project



Spirit of the Wild

Location: Tasmania, Australia
Sector: Eco-tourism

“Spear Green Design are very comfortable specifying Amtico for many reasons – the main one being we have never had an issue in over 10 years, having specified Amtico on vessels from 30 feet to 30,000 tonnes.

We had specified Amtico on two successive vessels previously for this client – it was, therefore, the logical and safe move to use the same tried and proven product once again.”

Jeremy Spear
Founder and Director, Spear Green Design



Credit: Spear Green Design www.speargreen.com.au

35m-long with a capacity of 192 passengers, Spirit of the Wild is a purpose-built, luxury eco-tourism catamaran. Unlike entirely fossil fuel-driven vessels, Spirit of the Wild uses a unique hybrid propulsion system to provide passengers with a silent and more sustainable experience on the UNESCO protected Gordon River. Luxurious yet robust, all areas within Spirit of the Wild are marine code compliant, including Amtico Marine LVT on the Premium Upper Deck of the vessel.

Rigorously tested for durability, Amtico Marine is designed to withstand the everyday demands of a busy tourist vessel – ensuring easy maintenance for a floor that looks as good as new each morning.

Amtico Marine's enhanced composition provides essential health and safety benefits including slip and fire resistance, and the new Amtico Marine collection will further benefit from an

antimicrobial coating, providing lasting protection against bacteria such as MRSA and E.coli.

In addition to the collection's technical benefits, Amtico Marine's carefully crafted designs can be used to enhance the customer's experience through clear and clever design choices. Quarter-turned tiles in a Uniform Tile laying pattern, as seen at the Spirit of the Wild's food stations, create interest and subtly identify the servery areas.

What's more, the Amtico Marine borders found on the Spirit of the Wild's passageways act as a clever and robust zoning tool, helping guests navigate their way through the designated spaces of the catamaran – supporting both guests and crew.

*Please note the products used in this case study are now discontinued. We would recommend Mirus Cotton (AM5A6110) and Warm Cherry (AM5W2506) as an alternative to achieve a similar aesthetic.



Bringing inspiration to life.

Bring a full specification, or just your creative ideas and inspiration, and our in-house design specialists will work with you to create a completely bespoke floor. From one-off brand colour palettes to intricate logos and fabulous feature floors – we're here to help you create unique and memorable customer experiences.

The bespoke process


Developing your design

Our highly skilled CAD team will create a drawing of the final floor that our manufacturing experts will turn into a reality. The drawing approval process is collaborative, expertly managed through your Amtico representative to ensure that the final floor meets the specification.



Adding a personal finish

Over 50 years of manufacturing expertise means we have advanced finishing techniques and can add the finest of details – creating bespoke shapes, sizes and colours that no-one else can.



Hands-on checks

Our quality team test lays every bespoke design floor in our UK factory before shipping. This crucial part of the process means you can rely on Amtico flooring to fit first time and meet your tight project deadlines, even with the most intricate design.



Minimum orders apply for bespoke floors. Please speak to your local Amtico representative.


1

2

3

First class finishes

Whether you're drawing inspiration from the golden era of liners or reimagining nautical adventures, create a focal point and moment of individuality with our range of borders and motifs. From the simple to the elaborate, Art Deco or Gothic, define walkways and feature floors with Amtico motifs and borders.



Motifs

▶
Compass
AM5MC801A

Diameter
1700.0 mm

Product
Ceramic Coal,
Nordic Oak,
White Ash &
Sash Oak



◀
Compass Small
AM5MC802A

Diameter
850.9 mm

Product
Ceramic E cru,
Ceramic Flint,
Ceramic Frost
& Dry Stone
Cinder



▶
Apollo
AM5MC230A

Diameter
889.0 mm

Product
White Ash &
Nordic Oak



◀
Myron
AM5MC160A

Diameter
914.4 mm

Product
Honey Oak



▶
Constellation
AM5MC210A

Diameter
889.0 mm


Product
Pale Ash,
Royal Oak &
Black Walnut



◀
Small Star
AM5MC300A

Diameter
609.6 mm

Product
Ceramic Coal,
Plaza Concrete,
Ceramic Flint &
Ceramic Dark



◀
Pavillion
AM5MC9501A

Diameter
1562.1 mm

Product
Shibori Sencha



Borders & Corners

Simple or elaborate, define a floor with an Amtico border.

Letters indicate a product of your choice.



Piping

Border AM5B6400A – 12.7 x 914.4 mm

Shown here in AM5W2518 Pale Ash & AM5W2514 Traditional Oak



Offset Stripe

Border AM5B7000A – 38.1 x 914.4 mm

Shown here with AM5S3070 Plaza Concrete & AM5S2594 Ceramic Flint



Bevelled Diamond

Border AM5B270BA – 76.2 x 914.4 mm

Corner AM5C27SBA – 76.2 x 76.2 mm

Shown here in AM5S4422 Ceramic Coal & AM5S1591 Ceramic Frost

*45° angle corner also available



Etch

Border AM5B8060A – 152.4 x 914.4 mm

Corner AM5C806SA – 152.4 x 152.4 mm

Shown here with AM5W2504 Honey Oak & AM5W2530 Royal Oak

*45° angle corner also available

Stripping

Add contrast, create a grout effect or define tile and plank shapes with Amtico feature stripping. Available in a choice of five sizes.

Feature stripping is available in the following sizes, 2 mm thickness, bevelled*



4.0 mm x 914.4 mm



6.4 mm x 914.4 mm



9.5 mm x 914.4 mm



12.7 mm x 914.4 mm



19.1 mm x 914.4 mm



Cirrus Air
AM5W8100



Black Walnut
AM5W2534



Crema Travertine
AM5S1589



Ceramic Ecrú
AM5S3592



Satin Weave
AM5A3805



Honey Oak
AM5W2504



Marine Plain Black
AM5ASC22

Product Availability

Size & Specification:

Product Code	Product Name	Surface Texture	Straight Grain								Cross Grain								
			76.2 x 914.4 mm (3" x 36")	114.3 x 914.4 mm (4.5" x 36")	152.4 x 914.4 mm (6" x 36")	Xtra 184 x 1219.2 mm (7.25" x 48")	304.8 x 304.8 mm (12" x 12")	304.8 x 457.2 mm (12" x 18")	457.2 x 457.2 mm (18" x 18")	304.8 x 609.6 mm (12" x 24")	76.2 x 914.4 mm (3" x 36")	114.3 x 914.4 mm (4.5" x 36")	152.4 x 914.4 mm (6" x 36")	304.8 x 457.2 mm (12" x 18")					
AM5W2534	Black Walnut	Tick	•	•	•	•													
AM5W3029	Coastal Pine	Tick	•	•	•	•													
AM5W2542	Dusky Walnut	Tick	•	•	•	•													
AM5W3028	Estuary Pine	Tick	•	•	•	•													
AM5W2541	Exotic Walnut	Tick	•	•	•	•													
AM5W2533	Featured Oak	Tick	•	•	•	•													
AM5W2504	Honey Oak	Tick	•	•	•	•													
AM5W7970	Manor Oak	Tick	•	•	•	•													
AM5W2550	Nordic Oak	Tick	•	•	•	•													
AM5W2518	Pale Ash	Tick	•	•	•	•													
AM5W2530	Royal Oak	Tick	•	•	•	•													
AM5W3032	Sash Oak	Tick	•	•	•	•													
AM5W7790	Shibori Lapsang	Tick	•	•	•	•					•	•	•	•					
AM5W7780	Shibori Sencha	Tick	•	•	•	•					•	•	•	•					
AM5W2531	Sun Bleached Oak	Tick	•	•	•	•													
AM5W2514	Traditional Oak	Tick	•	•	•	•													
AM5W2506	Warm Cherry	Tick	•	•	•	•													
AM5W2517	Warm Teak	Tick	•	•	•	•													
AM5W2540	White Ash	Tick	•	•	•	•													
AM5W2539	Worn Ash	Tick	•	•	•	•													
AM5S4422	Ceramic Coal	Ceramic			•		•	•	•	•									
AM5S3566	Ceramic Dark	Ceramic			•		•	•	•	•									
AM5S3592	Ceramic Ecru	Ceramic			•		•	•	•	•									
AM5S2594	Ceramic Flint	Ceramic			•		•	•	•	•									
AM5S1591	Ceramic Frost	Ceramic			•		•	•	•	•									
AM5S1589	Crema Travertine	Ceramic			•		•	•	•	•									
AM5S4433	Dry Stone Cinder	Ceramic			•		•	•	•	•									
AM5S3070	Plaza Concrete	Ceramic			•		•	•	•	•									
AM5A3800	Linen Weave	Ceramic			•		•	•	•	•									
AM5A3805	Satin Weave	Ceramic			•		•	•	•	•									
AM5ALA21	Linear Metallic Steel	Ceramic		•	•	•	•	•	•	•	•	•	•	•	•	•	•	•	•
AM5A6110	Mirus Cotton	Ceramic		•	•	•													•

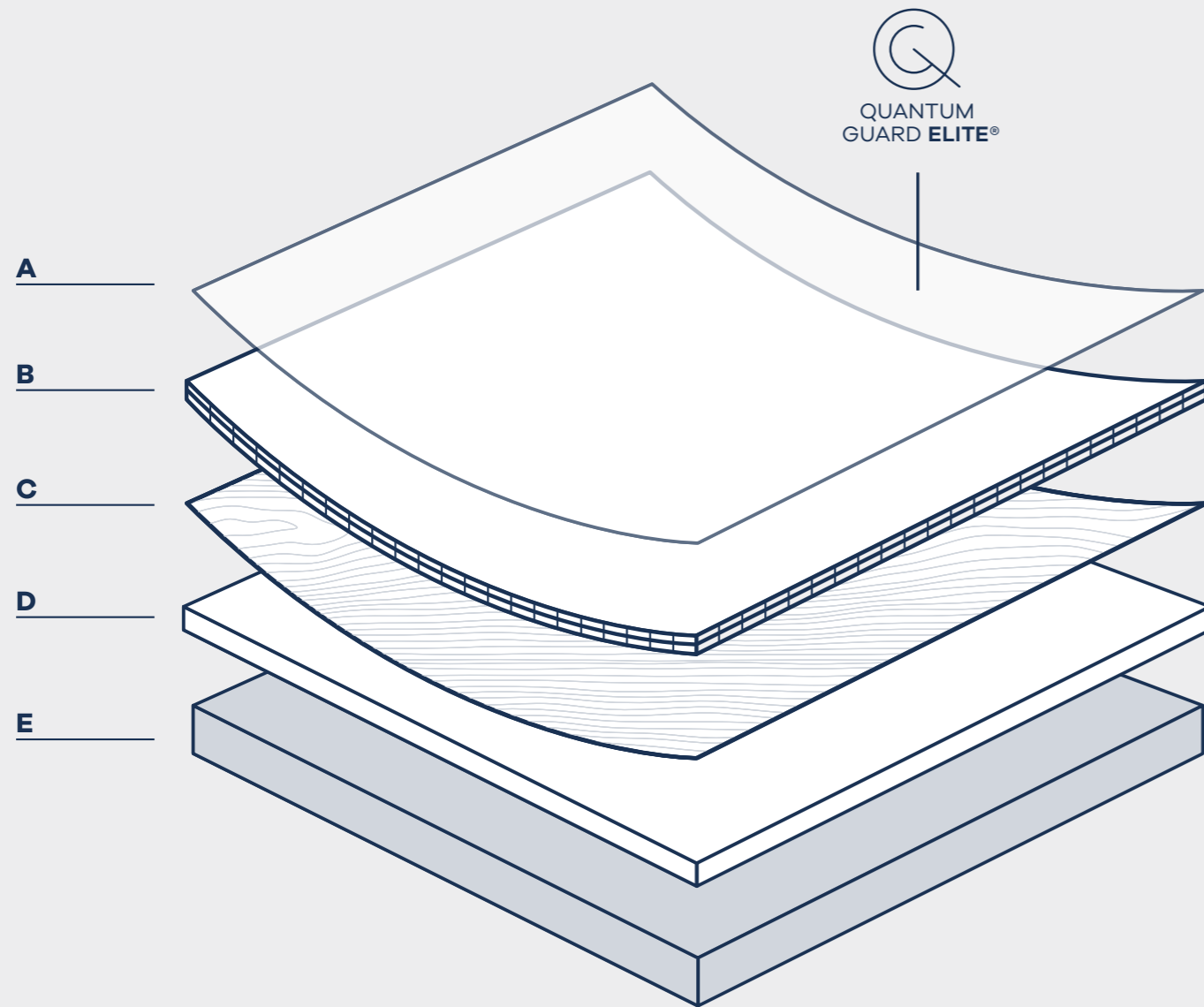
All products are Quantum Guard Elite coated and bevelled as standard. Please note all sizes and availability are correct at the time of press. Please contact your Area Sales Manager for the latest information.

Technical Specification

Name	Standard	Symbol	Result
Usage Classification	EN ISO 10874		33, 42
Manufacturing Standard	EN ISO 10582		Pass
Total Thickness	EN ISO 24346		2.0 mm
Wear Layer Thickness	EN ISO 24340		0.55 mm
Weight	EN ISO 23997		2,850 g/m ²
Abrasion Resistance	EN ISO 10582		Type 1
Residual Indentation	EN ISO 24343-1		≤ 0.10 mm
Dimensional Stability	EN ISO 23999		≤ 0.25 %
Curling	EN ISO 23999		≤ 2 mm
Slip Resistance	DIN 51130 EN 13893		R10 Class DS
Chemical Resistance	EN ISO 26987		Excellent
Light Stability	EN ISO 105-B02		≥ 6
Reaction to Fire Class	EN 13501-1		B _{fl} -s1
Flammability / Smoke Emissions	IMO MSC FTP Code 2010 (Parts 2 & 5)		Pass Approved by Lloyd's Register Deutschland GmbH
Heat of Combustion	EN ISO 1716		14 MJ/kg
Castor Chair Resistance (Type W)	EN ISO 4918		Pass
Thermal Resistance	EN 12664		0.012 m ² K/W (underfloor heating suitable)
Electrostatic Performance	EN 1815		≤ 2 kV
Emissions	IAC Gold		Certificate no. IACG-352-01-10-2020
Emissions	M1		https://cer.rts.fi/en/m1
Phthalate Free		Amtico Marine products are manufactured using both phthalate free and biobased plasticisers.	Yes
Surface Treatment			Quantum Guard Elite Urethane coating

Performance

Made in Britain, built to sail the world.



Globally accredited, performance assured

Every Amtico Marine product comes with International Maritime Organisation (IMO) approval, which means it has low surface flammability, and passes stringent tests for levels of smoke toxicity.

How it works

Because Amtico Marine uses the industry's most technically advanced layering system, your project will benefit from the kind of high performance which underpins our reputation as industry leaders. Our world-leading Multiple Performance System helps deliver enhanced safety, underfoot comfort and high resistance to wear. The result is unrivalled durability and long-lasting appearance, even after years of cleaning and heavy traffic.

A. Quantum Guard Elite

Amtico's patented urethane formula provides superior durability and resistance against abrasions and stains. The reinforced low gloss finish is highly realistic.

B. High density 0.55mm wear layer

Toughened upper layer, giving excellent impact resistance and high clarity, allowing the product designs to shine through.

C. Design layer

Carefully crafted print films create the distinctive Amtico Wood, Stone and Abstract product designs.

D. Core layer

Enhances low smoke and flammability characteristics.

E. Backing layer


The foundation of the product which provides long lasting stability.

Total thickness of product: 2.0mm

Amtico Marine is:

-  Light and resilient
-  Highly flame and smoke resistant
-  A low emission product
-  Hard-wearing
-  Antimicrobial

Certificates



Amtico Marine products are approved by Lloyd's Register Deutschland GmbH as compliant with the Marine Equipment Directive and SOLAS.



All Amtico LVT products and Amtico Marine comply with Indoor Air Comfort Gold version 6.0 and are certified as low emissions products contributing to a healthy indoor environment.



Amtico Marine has been certified to achieve the M1 building materials emissions classification for indoor air quality from the Finnish Information Foundation RTS.



Our Quality system complies with BS EN ISO 9001 and our Health & Safety management system complies with BS EN 18001. Both are certified by LRQA.



Recognised around the globe, our BSI accreditation represents the latest and highest standard of environmental impact awareness, operational control and use of materials.

Installation

Amtico Marine is a practical, dryback LVT designed for easy handling and straightforward installation. Please follow these preparation and installation guidelines to ensure a perfect fit.



Areas of Use

Amtico Marine is suitable for interior use only on ships and in other marine installations. Amtico Marine LVT products are approved by Lloyd's Register Deutschland GmbH as compliant with the Marine Equipment Directive and SOLAS.

Receiving materials, Conditioning & Storage

Before laying flooring, all materials must be checked to ensure that the batches are identical and free from defects. Complaints with regard to clearly identifiable defects cannot be accepted once the flooring has been laid.

Boxes of tiles should be removed from pallets and separated from one another as part of the acclimatisation process. Ensure that the heating/ air conditioning is fitted and operating. Alternatively, temporary heating or cooling may be used to maintain a constant temperature within the specified range.

Tiles, adhesive and subfloor must be allowed to stabilise to a constant temperature between 18°C-27°C for a period of at least 24 hours before, during and after installation. If tiles and adhesive have been stored outside of this temperature range, then it is recommended that acclimatisation is increased to 48 hours. Tiles must be stored flat and kept away from direct sunlight, heaters or air vents for proper conditioning.

Preparation and installation should not begin until all other trades have been completed.

Subfloors

Preparation

The suitability of subfloors and site conditions must be assessed prior to beginning an installation to ensure that they are in accordance with Amtico International, subfloor manufacturers' guidelines, national standards and within MED requirements. These must be of sound construction, hard, smooth and clean (free from grease, dust and other foreign matter), dry and free from cracks and defects.

Existing Resilient Floors:

It is recommended that Amtico Marine is not directly applied over existing resilient flooring. Generally, the old flooring should be removed and the base prepared to suit the type of subfloor uncovered.

Absorbent Subfloors / Smoothing Compounds:

Most subfloors will require an application of a compatible smoothing compound to provide a hard, smooth and level surface to which adhesive and tiles can be applied. Generally these compounds should be applied at a minimum of 3mm thickness. Consult the manufacturer for detailed guidance.

Non-absorbent Subfloors / Resin Based Substrates:

Non-absorbent subfloors should be shot blasted or abraded to create a more absorbent surface. It is then possible to bond directly using urethane adhesives.

Alternatively and in most instances, a smoothing compound, generally applied at a minimum of 3mm thickness can be applied.

Metal:

Direct Application:

The metal surface shall be cleaned/degreased and then prepared by grinding or scarifying to ensure that it is clean and free from any contamination, such as rust or metal oxide. It should be mechanically abraded to give a surface key. It is then possible to bond directly using urethane adhesives.

Indirect Application:

The metal surface shall be cleaned/degreased and then prepared by grinding or scarifying to ensure that it is clean and free from any contamination, such as rust or metal oxide. It should be mechanically abraded to give a surface key. A smoothing compound, generally applied at a minimum of 3mm thickness can then be applied.

Wood Based Substrates:

All existing timber decking must be overlaid with minimum 6mm flooring or Marine grade plywood. A suitable fibre-reinforced smoothing compound should be used to smooth the entire floor area.

Moisture

Substrates should be sufficiently dry, the relative humidity shall not exceed the adhesive/subfloor manufacturers' recommendation or regulations. Moisture measurements shall be documented prior installation.

Adhesive Selection & Application

Amtico Marine must be installed using specified adhesives. Please refer to Amtico Marine Module B for the current range.

Adhesive selection should be based on the conditions on site.

For directly bonding to non-absorbent subfloors only urethane based adhesives should be considered. For absorbent subfloors all adhesives in the MED Module B can be used.

Please note that in areas exposed to direct sun or large temperature variations a 2-part urethane or high temperature adhesive must be used.

Follow the instructions on the packaging. Spread the adhesive evenly using an A2 trowel. Do not use worn trowels.

Only spread sufficient adhesive that can be covered within the recommended working time.

Amtico Marine tiles should be rolled with a 45kg (100lbs) roller after laying and before the adhesive sets - timing will depend on site conditions and adhesive selection - see data sheets for more information. Always clean away excess adhesive before it is allowed to dry - use a soft cloth moistened with water.

Do not walk on newly installed floors. Furnishings or equipment can be positioned once the adhesive has fully cured, Refer to the instructions for the adhesive used.

The floor should not be cleaned for 48 hours following installation.

Cleaning and Maintenance

For the full Amtico cleaning and maintenance guidelines please refer to amtico.com

Packaging Information

	76.2 x 914.4 mm	114.3 x 914.4 mm	152.4 x 914.4 mm	Xtra 184.2 x 1219.2 mm	304.8 x 304.8 mm	304.8 x 457.2 mm	304.8 x 609.6 mm	457.2 x 457.2 mm
Plank/tile per box	60	40	30	23	45	30	23	20
M ² per box	4.18	4.18	4.18	5.162	4.18	4.18	4.276	4.18
Weight (kg) per box	12.27	12.29	12.27	15.17	12.30	12.28	12.57	12.17
Boxes per pallet	48	48	48	48	48	48	48	48
M ² per pallet	200.64	200.64	200.64	247.776	200.64	200.64	205.248	200.64
Weight (kg) per pallet	588.84	589.70	588.84	728.24	590.35	589.26	603.46	584.11

Volumes stated above are a guide, and may occasionally vary depending on order quantity and finished sizes.



Linear Metallic Steel - Uniform Tile

TRINITY
Club
CLASS
LOUNGE

amtico flooring

Amtico UK & European Sales

Solar Park Southside
Solihull, West Midlands
B90 4SH, UK
+44 (0) 121 745 0800
samples@amtico.com

Amtico Head Office

Kingfield Road
Coventry
CV6 5AA, UK
+44 (0) 24 7686 1400
samples@amtico.com

Amtico International Germany

Im Taubental 11
41468 Neuss, Germany
+49 (0) 2131 359 16 0
info@amtico.de

Amtico International France

36 Avenue Hoche
75008 Paris, France
+33 (0) 1 55 38 95 70
info@amtico.fr

Amtico International AB

S:t Olofsgatan 11A
753 21 Uppsala, Sweden
+46 (0) 8 584 233 24
info@amtico.se

Amtico International HK Ltd

Rm 2003
20/F OfficePlus @ Wan Chai
303 Hennessy Rd, Hong Kong
+852 2327 7703
samples@amtico.com

Amtico International Middle East, Africa & India

8th Floor
Building Number 2
J&G DMCC, Dubai, UAE
+971 (0) 50 192 33 46
samples@amtico.com

Amtico International Australia & New Zealand

PO Box 752
Jimboomba
QLD 4280, Australia
+61 (0) 477708418
australia.orders@amtico.com

amtico.com

Visit amtico.com for more information on our product range, inspiring ideas, maintenance and installation advice. Every effort is made to achieve accurate reproduction of products in this brochure, however printing limitations can be misleading. Selection of products should be made from actual samples. Samples are small pieces cut from standard tiles. They give only a general indication of the design. Tone and shading can vary slightly from batch to batch and it is not possible to guarantee that the sample will exactly match the material supplied. The policy of the Company is one of continuous development and improvement and the right is reserved to add or delete from the range or change patterns without prior notification. All metric sizes are rounded. All products are manufactured in line with EN ISO 10582 and EN1307. Brochure correct at the time of printing.

