

Section 1

Introduction to JET PRESS	2
Additional Products and Services	3 - 4
Catalogue User Guide	5
Technical Information	6 - 9
Picture Index	10 - 17
Part Number Index	18 - 23

Product Pages

Section 2	Cable Pipe and Hose	24 - 99
Section 3	Panel and Trim Fasteners	100 - 113
Section 4	Hole Plugs and Caps	114 - 119
Section 5	Plastic Rivets	120 - 129
Section 6	Nuts and Push-On Fasteners	130 - 164
Section 7	Appliance and Cabinet Fittings	165 - 178
Section 8	Nylon Electrical Accessories	179 - 194
Section 9	Fabric and Marine Fasteners	195 - 222
Section 10	Furniture Components	223 - 260

What we do

JET PRESS delivers essential fasteners and other components to industries around the world. We provide customers with the expertise to supply tried-and-trusted products or develop new solutions to achieve the best result on time and in budget.

Many of our core product ranges are engineered fasteners made from a surprising variety of materials to accommodate demands of customer applications. Produced by us, or by our leading manufacturing partners, these products have been designed for the real needs of businesses.



JET PRESS UK Head Office

Who we are

JET PRESS was established by Gustav Schwarz as a manufacturer of a range of fasteners to the German automotive industry in 1977. Decades later, we have a deep and broad knowledge of our vast product range making us the 'go to' supplier for businesses worldwide. Our growth has expanded our services beyond automotive into the furniture market, general industrial and a myriad of niche sectors.


Headquartered in Nottinghamshire in the UK, our key services include product and application expertise, distribution, manufacturing and design of engineered fasteners and components.

Why JET PRESS?

'Service' is not just a word for JET PRESS, it truly has always been core to our culture. We retain excellent staff for decades giving businesses dealing with us the benefit of huge experience. Our customers have the opportunity to build real, helpful relationships with people who want to understand their needs and deliver good service.

Customers tell us that they have found that our service, when coupled with expertise in products and distribution, is a winning combination. If you are already one of our valued customers, then thank you for your business and we hope you enjoy using our new catalogue.

If you have not yet dealt with us before, we look forward to an opportunity to be your best supplier.



Web

The web site at jetpress.com is the place to go to easily search for products, get the latest news, see new products and read inspiring case studies and articles.

Designed to be easy to use, quick and viewable on all platforms, it is a convenient way for you to find products anywhere, at any time.

Our full range of components is here for you with helpful media such as videos and datasheets to allow you be sure you have the right product for your application.



Components Direct

Our sister brand of Components Direct is aimed at giving you rapid delivery of stocked items direct from our warehousing facilities. Find your products easily at comdir.co.uk, add them to your basket and check out for hassle-free buying.

Extending the JET PRESS range you'll find many other fasteners and other components in stock to make it the convenient one-stop-shop, open for your business 24 hours a day.

Industrial Hardware

Our catalogue of industrial hardware components complements the engineered fasteners and other components you will find in this brochure.

It is a comprehensive collection of high-quality products selected by our product experts at JET PRESS.

All the hardware items are proven in a range of industries giving you assurance that your selected products will be a durable solution to fit your needs.



6



Warehousing

We hold a vast array of products in stock to ensure supply and we guarantee the best prices to our customers through bulk purchasing. We can hold stock specifically for your large volume, scheduled requirements.



Consignment Stock

We can manage our stock on your premises. We will monitor and replenish stock levels and only invoice you for the parts as you use them.




Special Packaging

JET PRESS can provide packaging to suit individual requirements including blank boxes, your boxes or bins and bagging in small quantities.




Kits & Assemblies

JET PRESS has the facilities to put together various products, ensuring correct and hassle-free assembly. We make kits on request - from furniture flat-pack kits to production kits.




Samples

For most small fasteners and components, free-of-charge samples can be supplied from stock. Bespoke samples are available from our in-house 3D printing.



Special Materials

We have expertise in using special materials to solve your problems - such as carbon nanotubes for plastic parts with electrical conductivity.



Specialist Engineers

Our specialist engineers combine their practical industry experience and knowledge to identify solutions that are cost-effective for your applications.



Global Sourcing


Our product and global sourcing expertise and knowledge, that has been built-up over decades, allows our technical specialists to provide you with existing or new solutions to fulfil your requirements. If the part you need exists outside our standard ranges, we'll find it for you.



Bespoke Development

Our CAD and 3D printing capabilities can help you design and produce a bespoke solution to your specific requirements. We have manufacturing capabilities within the JET PRESS group and proven global manufacturing partners to offer you bespoke products.

7



Cable Pipe and Hose Product Section

Product Photo (representational of the range) Product Name

Material (for further details see pages 7 - 8) Product Description

Page Number Application Example

Technical Drawings Part Number

Single Edge Type Cable and Pipe Clips - Standard

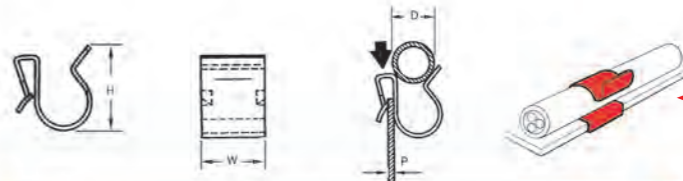
These popular and cost-effective clips are used throughout industry to hold pipes or cables onto panel edges.

Installation is simple. A light tap fastens the clip securely to the panel, so no special installation tools are required. The pipe or cable can then be inserted and removed as necessary without removing the clip from the panel.

Typical applications include motor vehicles, domestic appliances, electrical equipment, boats and caravans.

Material - Austempered Carbon Steel.

24



Ø	P	H	W	Part Number
3.2	0.6 - 1.2	14.3	12.7	CAC264
4.8	1.8 - 2.8	12.7	12.7	CAC674
5.5 - 6.0	0.8 - 1.5	9.5	13.0	CAC435
5.0	1.0 - 2.2	13.0	13.0	CAC824
5.6	0.2 - 1.6	17.5	12.7	CAC675
6.0	2.0	12.5	12.0	CAC817
6.1	0.5 - 1.2	12.3	12.7	CAC676
6.2 - 6.4	0.6 - 1.2	11.9	12.7	CAC741
6.2 - 6.4	0.8 - 1.2	11.9	12.7	CAC551
6.2 - 6.4	1.7 - 2.3	11.9	12.7	CAC265
6.4	0.6 - 1.2	12.7	12.7	CAC677
6.4	2.0 - 4.2	11.3	12.7	CAC535
6.4	4.8 - 7.1	15.9	12.7	CAC267
7.0 - 8.0	0.8 - 1.3	6.5	10.0	SCC072
7.0 - 8.0	1.8 - 2.3	11.0	10.0	CAC414
7.3	0.6 - 1.2	13.5	12.7	CAC742
7.9	1.0 - 1.6	20.8	13.0	CAC268
8.0	0.6 - 1.2	13.0	12.7	CAC269
8.2	1.8 - 2.4	12.3	12.7	CAC270
9.0 - 9.5	2.9 - 3.5	12.7	12.7	CAC538
9.1	1.0 - 2.4	14.3	12.7	CAC272
9.5	2.2 - 2.8	20.0	12.7	CAC743
9.7	1.0 - 1.6	14.3	12.7	CAC273
9.8	0.5 - 0.9	14.3	12.7	CAC274
10.0	0.6 - 1.3	14.3	12.7	CAC496
11.1	0.6 - 1.2	15.0	12.7	CAC275
11.1	1.6 - 2.4	15.0	12.7	CAC744
13.0	0.7 - 1.1	19.8	12.7	CAC491
13.8 - 14.3	0.7 - 1.2	20.6	12.7	CAC277
14.0	1.0 - 1.5	21.0	15.0	CAC825
31.8	0.5 - 1.2	32.8	14.3	CAC289

Telephone Number Product Section

+44 1623 551 800

All dimensions are in mm unless otherwise stated.

Please note:

Illustrations in this catalogue are representational of typical styles and designs may vary. Product images should not be used for product specification.

For new applications, we recommend that you carry out assembly tests using FREE samples supplied by us.

+44 1623 551 800

sales@jetpress.com

Finishes, Dimensions and Suitability for Purpose

Here at **JET PRESS**, we pride ourselves on keeping abreast of the various Environmental and Health & Safety issues that affect us. Our parts and corrosion-resistant finishes comply with statutory requirements such as the End-of-Life Vehicle (ELV), Waste Electrical and Electronic Equipment (WEEE), and Restriction of Hazardous Substances (RoHS). Our sales department can advise you which finishes are readily available for a particular part and will consult our technical department in order to advise on suitable alternatives or specific finishes. Plastic fasteners are usually available in Natural or Black, but we can colour match to a sample or RAL number if quantities are sufficient.

- All dimensions shown are in millimetres unless otherwise stated.
- Where overall dimensions are shown, these are generally rounded to full millimetres. Decimal points are carried only where it is important for the fit and function of the component.
- Please note that we make every effort to ensure that the data contained in this catalogue is accurate and **JET PRESS** cannot be held responsible for any errors, typographical or otherwise.

Drawings contained herein are for reference only and should not be used for product specification.

For new applications **we recommend that you carry out assembly tests using FREE samples supplied by us.**

- Drawings, Initial Sample Inspection Reports (ISIR) and Certificates of Conformity (C of C) are available on request.
- PPAPs and other types of specialised Quality Support documentation can be supplied where applicable. There may be a charge for this service.
- All dimensions and technical specifications are subject to change without notice. Improvements to tooling, design and finish are carried out constantly. If these improvements affect the fit or function of a part that you already take from us, we will advise you of the change.
- Load values refer to static condition only, unless otherwise stated. Varying conditions and environments can result in different load values, therefore, we recommend that tests are carried out using samples supplied by us.

Materials - Plastics

Please note that the following information is for guidance only. If you require the exact material specification for one of our parts, please contact our sales office.

Nylon (Polyamide - PA)

A range of high-grade engineering thermoplastics displaying strength, toughness and flexibility. They are resistant to oils, fats, and most solvents and have good fatigue and creep resistance. Degrades in sunlight, but external durability can be improved by the addition of weather-resistant black colourant. Mechanical performance can be enhanced by the addition of minute glass beads (hence "Glass-Filled Nylon"). Typical service temperature -50°C to +85°C.

Acetal (Polyoxymethylene) - POM)

A rigid and tough thermoplastic which has spring-like qualities with good impact-resistance and dimensional stability. It has good electrical insulation, friction and wear properties. Typical service temperature range is -15°C to +85°C.

Polythene (Polyethylene - PE)

Provides a high level of toughness and flexibility at low temperatures and is impact-resistant and weatherproof. Typical service temperature -30°C to +50°C for low-density grades (LDPE), and -40°C to +60°C for high-density grades (HDPE).

EPDM

Has similar properties to rubber and is primarily used for seals and moulded flexible parts. Outstanding ozone and weather resistance. Service temperature typically -70°C to +200°C.

PVC (Polyvinyl chloride)

A durable, flexible plastic which has excellent electrical properties. Often used as an inexpensive alternative to rubber, especially for grommets, hole plugs and sealing applications. Typical service temperature -35°C to +50°C, but higher temperature grades are available.

Duroplast

An extremely durable thermosetting plastic which can be made with a high-gloss finish on decorative items such as knobs and handles.

Polypropylene (PP)

A versatile thermoplastic which is resistant to many solvents and acids.

Polycarbonate (PC)

An extremely tough, usually transparent, material. Service temperature is typically -100°C to 135°C.

Materials - Metals

Please note that the following information is for guidance only. If you require the exact material specification for one of our parts, please contact our sales office.

Carbon Steel

A high-quality spring steel which is Austempered to give the best combination of flexibility and toughness. We have strong connections with all of our coatings' suppliers and can offer many different corrosion-resisting finishes, including zinc plating and dip-and-spin coatings to comply with the more commonly-used automotive and industrial finishes.

Mild Steel

High-quality deep-drawn or cold-rolled steel which can be finished to our customers' specifications.

Stainless Steel

There are many different grades of stainless steel, all having a degree of corrosion-resistance to water and chemicals. Our suppliers select the grade with properties most suited to their products and applications.

Brass

A corrosion-resistant metal which readily lends itself to cold-forming and so is ideal for clothing and marine fasteners. We can offer several decorative finishes, the most popular by far being nickel plate.

Zinc Alloy

High-quality material which is suitable for die-casting intricate shapes, is corrosion-resistant and readily lends itself to zinc plating to enhance its appearance.

Quality Statement

We at **JET PRESS** are committed to supplying you with quality products and services. Our comprehensive documented quality procedures are continually reviewed to ensure that you the customer not only receive excellent quality parts but also timely and efficient delivery. Our ISO 9001 status has provided a stable platform for us to develop, enhance and control all our existing quality procedures.



Environmental Statement

JET PRESS is a distributor of Specialist Fasteners, Industrial Components and Tools to the Industrial, Automotive and Furniture Industries. We are committed to conducting business in a manner deemed ethically and environmentally responsible.

To achieve this goal **JET PRESS** has developed an environmental management system that meets the requirements of ISO 14001.



Conversion Factors

IMPERIAL	METRIC		IMPERIAL	METRIC
1/32	0.8		1 1/32	26.2
1/16	1.6		1 1/16	27.0
3/32	2.4		1 3/32	27.8
1/8	3.2		1 1/8	28.6
5/32	4.0		1 5/32	29.4
3/16	4.8		1 3/16	30.2
7/32	5.6		1 7/32	31.0
1/4	6.4		1 1/4	31.8
9/32	7.1		1 9/32	32.5
5/16	8.0		1 5/16	33.3
11/32	8.7		1 11/32	34.1
3/8	9.5		1 3/8	34.9
13/32	10.3		1 13/32	35.7
7/16	11.1		1 7/16	36.5
15/32	11.9		1 15/32	37.3
1/2	12.7		1 1/2	38.1
17/32	13.5		1 17/32	38.9
9/16	14.3		1 9/16	39.7
19/32	15.1		1 19/32	40.5
5/8	15.9		1 5/8	41.3
21/32	16.7		1 21/32	42.1
11/16	17.5		1 11/16	42.9
23/32	18.3		1 23/32	43.7
3/4	19.1		1 3/4	44.5
25/32	19.8		1 25/32	45.2
13/16	20.6		1 13/16	46.0
27/32	21.4		1 27/32	46.8
7/8	22.2		1 7/8	47.6
29/32	23.0		1 29/32	48.4
15/16	23.8		1 15/16	49.2
31/32	24.6		1 31/32	50.0
1	25.4		2	50.8

Force 1N = 0.225lbf
1lbf = 4.44N Force shown in Newtons (N) and Newton Metres (Nm)

Cable Pipe and Hose



Cable Pipe and Hose




Cable Pipe and Hose

Panel and Trim Fasteners

Hole Plugs and Caps

Plastic Rivets

Nuts and Push-On Fasteners



Nuts and Push-On Fasteners



Page 156 - 160

Page 156 - 160

Page 161

Page 162

Page 163

Page 164

Page 164

Appliance and Cabinet Fittings



Page 165

Page 165

Page 166

Page 166

Page 167

Page 167

Page 168

Page 168

Page 169

Page 169

Page 170



Page 171

Page 172

Page 172

Page 173

Page 173

Page 174

Page 175

Page 176

Page 176

Page 177

Page 178

Nylon Electrical Accessories



Page 179

Page 180

Page 180

Page 181

Page 182

Page 183

Page 184

Page 185

Page 185

Page 185

Page 186

Nylon Electrical Accessories



Page 188

Page 190

Page 190

Page 191

Page 191

Page 192

Page 192

Page 193

Page 193

Page 194

Fabric and Marine Fasteners



Pages 195 - 196

Page 198

Pages 195 - 196

Page 199

Pages 195 - 196

Pages 199 - 201

Pages 195 - 196

Pages 199 - 201

Page 197

Page 200

Page 197

Page 200

Page 197

Page 201

Page 197

Page 202

Page 198

Pages 202 - 204

Page 198

Pages 202 - 204

Page 198

Page 203

Fabric and Marine Fasteners



Furniture Components



Furniture Components



0

00001-00 201
00002-00 201
00003-00 200
00004-00 199
00021-00 196
00052-00 195
00053-00 195
00063-C0 195
00082-00 195
00082-0A 195
00082-0C 195
00295-0A 204
00400-00 199
00400-00 200
00400-00 201
00400-0B 199
00400-0B 200
00400-0B 201
00410-0A 200
00457-EE 197
00541-00 206
00541-0A 206
00548-C0 196
00548-E0 196
00548-T0 196
00550-00 196
00550-00 206
00550-0A 196
00550-0A 198
00550-0A 206
00550-0B 196
00550-0B 206
00550-0C 196
00550-0C 206
00608-00 202
00608-00 203
00608-00 204
00609-00 202
00609-00 203
00609-00 204
00665-00 196
00670-00 196
00671-00 196
00708-0A 202
00708-0A 203
00708-0A 204
00757-01 197
00844-00 203
00844-0A 203
00852-00 202
00882-B6 202
00895-00 204

1

18100-XE 198
18201-XB 198

18201-XX 198
18303-BS 198
74879-00 206
78874-08 197

A

ADE004 - ADE005 211
ADF017 - ADF019 166
ADF020 - ADF025 165
ADF026 - ADF027 166
ADF035 165
ADF037 - ADF038 166
ADF040 - ADF042 165
ADF043 166
ADF044 - ADF045 165
ADJ005 251
ADJ007 - ADJ008 251
ADS007 211
ADS009 - ADS011 211
ANB001 - ANB002 248
ANB003 - ANB004 249
ANB005 248
ANB006 249
ANB007 250
ANB009 250
ANB011 250
ANB013 249

B

BC0001 - BC0003 217
BCC015 31
BCR001 - BCR003 210
BHE007 216
BHE010 216
BON001 - BON072 157
BON073 - BON096 158
BON100 - BON156 159
BON157 - BON210 160
BOR004 - BOR009 135
BOR011 135
BS0001 - BS0003 213
BSR004 - BSR005 209
BSR007 209
BSR009 209
BSR016 209
BUF034 - BUF037 168
BUF059 168
BUF072 - BUF078 169
BUF080 - BUF083 170
BUR006 127
BUR019 127
BUR022 - BUR025 127
BUR027 - BUR063 127
BUR065 - BUR070 127
BUS023 46
BUS026 - BUS027 46
BUS029 - BUS031 46

BUS032 - BUS039 45
BUS041 45
BUS048 45
BUS057 45

C

CAC014 - CAC016 42
CAC018 - CAC020 42
CAC076 - CAC077 42
CAC105 59
CAC117 60
CAC123 50
CAC126 25
CAC133 - CAC143 40
CAC146 - CAC147 42
CAC148 40
CAC163 26
CAC164 33
CAC179 43
CAC182 31
CAC188 - CAC191 33
CAC193 34
CAC195 33
CAC196 26
CAC202 31
CAC203 51
CAC212 - CAC213 28
CAC215 28
CAC216 52
CAC217 - CAC226 43
CAC241 33
CAC242 - CAC250 26
CAC252 - CAC253 26
CAC255 26
CAC257 - CAC258 26
CAC260 - CAC262 26
CAC263 60
CAC264 - CAC265 24
CAC266 25
CAC266 26
CAC267 - CAC270 24
CAC272 - CAC275 24
CAC276 25
CAC277 24
CAC279 28
CAC284 - CAC287 30
CAC289 24
CAC297 33
CAC298 - CAC299 31
CAC300 61
CAC301 52
CAC303 32
CAC308 50
CAC309 51
CAC316 - CAC327 27
CAC328 95
CAC329 - CAC330 31

CAC331 95
CAC332 52
CAC333 - CAC334 61
CAC339 39
CAC341 - CAC344 39
CAC346 39
CAC348 39
CAC350 39
CAC352 - CAC353 39
CAC355 - CAC358 39
CAC361 - CAC368 39
CAC370 - CAC372 39
CAC373 - CAC374 28
CAC376 - CAC377 41
CAC379 - CAC381 51
CAC386 - CAC387 51
CAC388 - CAC393 34
CAC400 - CAC401 59
CAC402 34
CAC404 - CAC405 33
CAC407 33
CAC411 51
CAC414 24
CAC415 53
CAC417 39
CAC435 24
CAC437 52
CAC439 52
CAC442 52
CAC444 52
CAC446 53
CAC447 - CAC449 52
CAC481 40
CAC491 24
CAC492 - CAC493 28
CAC496 24
CAC497 25
CAC535 24
CAC536 26
CAC538 24
CAC539 25
CAC542 25
CAC544 25
CAC545 26
CAC546 25
CAC548 25
CAC549 32
CAC551 24
CAC553 32
CAC556 33
CAC561 - CAC566 44
CAC588 59
CAC590 59
CAC594 31
CAC596 31
CAC600 - CAC605 56
CAC607 - CAC608 55

CAC611.....	52
CAC615.....	52
CAC644.....	51
CAC658.....	51
CAC663.....	52
CAC674 - CAC677.....	24
CAC675.....	26
CAC678.....	26
CAC690.....	31
CAC696 - CAC697.....	31
CAC698.....	32
CAC699.....	52
CAC702.....	31
CAC704.....	33
CAC710.....	56
CAC711.....	61
CAC719.....	33
CAC722.....	33
CAC725.....	59
CAC727.....	31
CAC730.....	31
CAC733.....	52
CAC735.....	31
CAC736.....	51
CAC740.....	33
CAC741 - CAC744.....	24
CAC745.....	25
CAC748.....	32
CAC749.....	33
CAC750.....	51
CAC757.....	31
CAC770.....	31
CAC778.....	33
CAC817.....	24
CAC824 - CAC825.....	24
CAC826.....	51
CAC830.....	52
CAC840.....	31
CAG032 - CAG034.....	77
CAG036 - CAG050.....	77
CAG161 - CAG164.....	76
CAN015.....	142
CAN030.....	144
CAN042.....	144
CAN044 - CAN045.....	144
CAN053.....	143
CAN056.....	142
CAN057 - CAN058.....	144
CAN064.....	144
CAN068.....	143
CAN070.....	143
CAN072.....	142
CAN076.....	142
CAN078.....	144
CAN079.....	142
CAN081.....	144
CAN082.....	142

CAN096.....	144
CAN101.....	144
CAN107.....	142
CAN112.....	144
CAN115.....	144
CAN117.....	144
CAN121 - CAN122.....	144
CAN125 - CAN133.....	142
CAN134.....	143
CAN135 - CAN137.....	142
CAN139 - CAN140.....	145
CAN171 - CAN188.....	143
CAP031.....	163
CAP033.....	242
CAP054.....	117
CAP245 - CAP302.....	119
CAP458 - CAP460.....	163
CAS001 - CAS003.....	133
CAS008 - CAS009.....	133
CAS013.....	133
CAS016 - CAS020.....	133
CAS023 - CAS030.....	133
CAS032.....	133
CAT035.....	72
CAT043.....	65
CAT047 - CAT048.....	67
CAT050.....	67
CAT053.....	66
CAT056.....	74
CAT080.....	67
CAT092 - CAT092.....	73
CAT093.....	72
CAT094 - CAT096.....	74
CAT098 - CAT114.....	63
CAT115 - CAT127.....	64
CAT128 - CAT131.....	65
CAT132 - CAT136.....	66
CAT137.....	67
CAT141.....	63
CAT152.....	71
CAT154.....	67
CAT155.....	72
CAT168 - CAT173.....	65
CAT174 - CAT175.....	72
CAT177.....	64
CAT178.....	63
CAT179.....	64
CAT181.....	71
CAT183.....	63
CAT184.....	64
CAT186 - CAT189.....	68
CAT192.....	63
CAT202.....	63
CAT203 - CAT205.....	64
CAT206.....	74
CAT208.....	74
CAT219.....	70

CAT226 - CAT228	69
CAT229 - CAT231	70
CAT252	72
CAT257	67
CAT260 - CAT262	73
CAT264	64
CAT265	73
CAT266	75
CAT301 - CAT302	68
CCR001	58
CCR011	58
CCR020	58
CCR031 - CCR032	58
CCR041	58
CCR044 - CCR045	58
CHS001 - CHS008	180
CNU005	161
CNU007	161
CNU009	161
CNU011	161
CNU034	162
CNU035	161
CNU038 - CNU040	162
COL001	213
COL005 - COL006	215
COL007 - COL008	214
COL009 - COL011	215
COS003 - COS018	179
CPN001 - CPN006	185
CRF002	30
CRF005 - CRF006	30
CRF012	30
CRF038	30
CRF041	30
CRF044 - CRF046	30
CRF050	30
CSC009	86
CSC010	88
CSC013 - CSC016	86
CSC017	87
CSC018	86
CSC019	87
CSC020	86
CSC022 - CSC024	86
CSC025 - CSC026	88
CSC028	88
CSC029 - CSC032	89
CSC033 - CSC034	91
CSC037	87
CSC038 - CSC039	91
CSC040	87
CSC041 - CSC042	91
CSC045 - CSC046	91
CSC048 - CSC049	91
CSC050	87
CSC052 - CSC056	89
CSC062 - CSC063	86

CSC068	95
CSC070	95
CSC122	95
CSC124 - CSC129	95
CSC132	92
CSC145 - CSC148	86
CSC150 - CSC151	86
CSC152	88
CSC154 - CSC157	91
CSC158 - CSC159	92
CSC160 - CSC165	94
CSC173 - CSC176	90
CSC217	92
CSC219 - CSC221	92
CSC223	93
CSC224	87
CSC231 - CSC236	57
CSC239	89
CSC295	95
CSC296 - CSC297	86
CSC327	93
CTC001 - CTC009	54
CTF019	252
CTR060	253
CTR062	253
CTR130 - CTR131	252
CTR132 - CTR133	253
CTR134 - CTR135	252
CTR136 - CTR137	253
CTR138	252
CTR141	252

D

DOC009 - DOC011	175
DOC013 - DOC014	171
DOC041 - DOC042	174
DOC043	171
DRR001	121
DRR005	121
DRR006 - DRR007	121
DRR010 - DRR012	121
DRR021	121
DRR023	122
DRR027	122
DRR031 - DRR033	122
DRR035	122
DRR038	122
DRR041	122
DRR050 - DRR051	121
DRR054	121
DRR056 - DRR058	121
DRR065 - DRR067	128
DRR072	121
DRR073	123
DRR074	122
DRR075 - DRR076	129
DRR079	129

Single Edge Type Cable and Pipe Clips - Standard

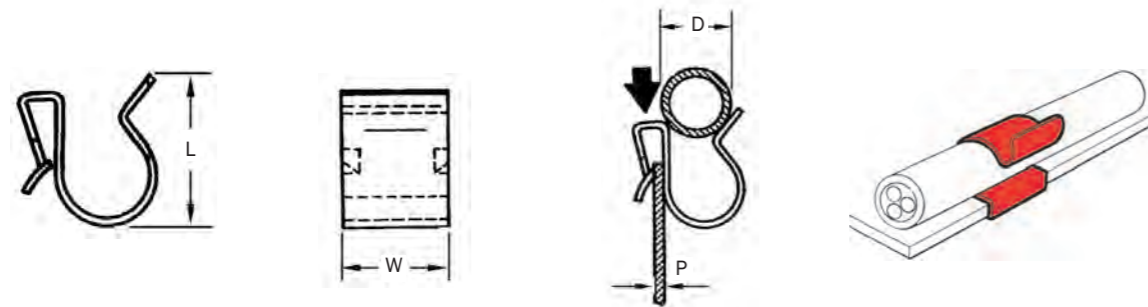


These popular and cost-effective clips are used throughout industry to hold pipes or cables onto panel edges.

Installation is simple. A light tap fastens the clip securely to the panel, so no special installation tools are required. The pipe or cable can then be inserted and removed as necessary without removing the clip from the panel.

Typical applications include motor vehicles, domestic appliances, electrical equipment, boats and caravans.

Material - Austempered Carbon Steel.



D	P	L	W	Part Number
3.2	0.6 - 1.2	14.3	12.7	CAC264
4.8	1.8 - 2.8	12.7	12.7	CAC674
5.5 - 6.0	0.8 - 1.5	9.5	13.0	CAC435
5.0	1.0 - 2.2	13.0	13.0	CAC824
5.6	0.2 - 1.6	17.5	12.7	CAC675
6.0	2.0	12.5	12.0	CAC817
6.1	0.5 - 1.2	12.3	12.7	CAC676
6.2 - 6.4	0.6 - 1.2	11.9	12.7	CAC741
6.2 - 6.4	0.8 - 1.2	11.9	12.7	CAC551
6.2 - 6.4	1.7 - 2.3	11.9	12.7	CAC265
6.4	0.6 - 1.2	12.7	12.7	CAC677
6.4	2.0 - 4.2	11.3	12.7	CAC535
6.4	4.8 - 7.1	15.9	12.7	CAC267
7.0 - 8.0	0.8 - 1.3	6.5	10.0	SCC072
7.0 - 8.0	1.8 - 2.3	11.0	10.0	CAC414
7.3	0.6 - 1.2	13.5	12.7	CAC742
7.9	1.0 - 1.6	20.8	13.0	CAC268
8.0	0.6 - 1.2	13.0	12.7	CAC269
8.2	1.8 - 2.4	12.3	12.7	CAC270
9.0 - 9.5	2.9 - 3.5	12.7	12.7	CAC538
9.1	1.0 - 2.4	14.3	12.7	CAC272
9.5	2.2 - 2.8	20.0	12.7	CAC743
9.7	1.0 - 1.6	14.3	12.7	CAC273
9.8	0.5 - 0.9	14.3	12.7	CAC274
10.0	0.6 - 1.3	14.3	12.7	CAC496
11.1	0.6 - 1.2	15.0	12.7	CAC275
11.1	1.6 - 2.4	15.0	12.7	CAC744
13.0	0.7 - 1.1	19.8	12.7	CAC491
13.8 - 14.3	0.7 - 1.2	20.6	12.7	CAC277
14.0	1.0 - 1.5	21.0	15.0	CAC825
31.8	0.5 - 1.2	32.8	14.3	CAC289

Single Edge Type Cable and Pipe Clips



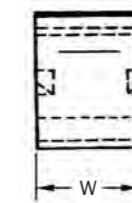
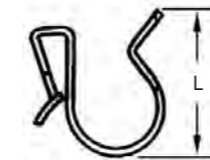
These popular and cost-effective clips are used throughout industry to hold pipes or cables onto panel edges.

Installation is simple. A light tap fastens the clip securely to the panel, so no special installation tools are required. The pipe or cable can then be inserted and removed as necessary without removing the clip from the panel.

The flared design helps to minimise the effects of chafing on cables or pipes where vibration or movement could cause damage.

The removable feature allows the clip to be quickly and easily released from the panel edge, offering easy access or for recycling purposes.

Material - Austempered Carbon Steel.

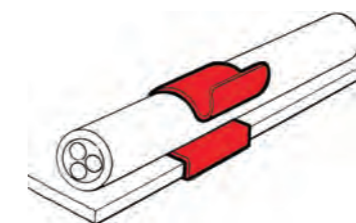


Flared

D	P	L	W	Part Number
4.8 - 5.3	0.8 - 1.0	13.0	13.0	CAC126
6.3 - 7.2	1.0 - 1.5	17.5	12.7	CAC266
8.0	0.4 - 0.9	18.5	12.7	CAC544
12.7	1.4 - 1.9	19.8	12.7	CAC745
13.0	0.6 - 0.9	19.8	12.7	CAC276
15.9	1.4 - 2.0	19.8	12.7	CAC542
16.0	0.7 - 2.1	20.0	12.7	CAC546

Removable

D	P	L	W	Part Number
5.0 - 6.0	0.6 - 0.9	11.9	15.0	CAC497
8.0	0.9	11.0	15.0	CAC539
8.0	3.0 - 4.5	25.0	15.0	CAC548





Double Edge Type Cable and Pipe Clips

These clips are designed to hold two cables or pipes to panels without pre-drilling, allowing components to be removed without unclipping. They are ideal for use where electrical equipment or pipes have to be fitted.

Some of these clips have radiused edges, making them particularly suitable for retaining insulated cables without chafing.

Typical applications include motor vehicles, domestic appliances, boats, machinery and electrical equipment.

Material - Austempered Carbon Steel.

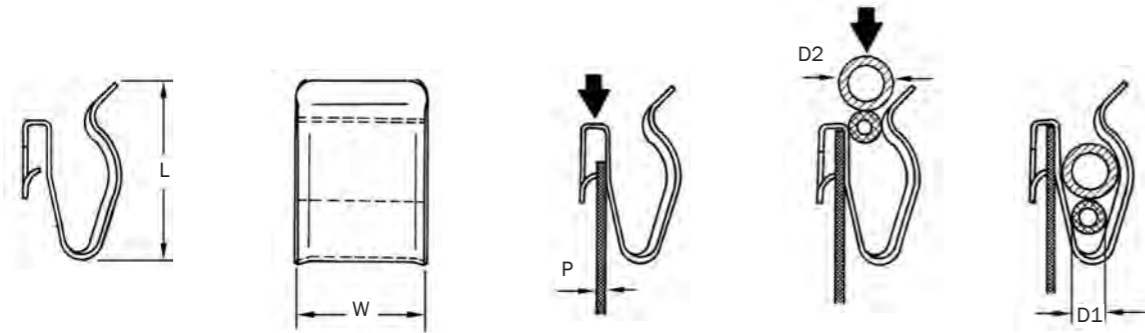
Heavy-Duty Edge Type Cable and Pipe Clips - Standard

We have re-introduced the most popular of our range of industry-standard clips, sometimes known as "Girder Clips" or "Cable Run Clips". We have also added some with a flared cable area and retained our multi-fit types, thus enabling us to offer the widest possible range.

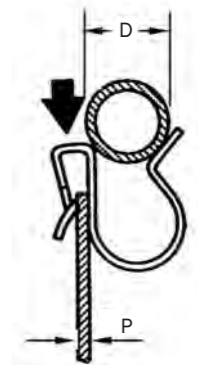
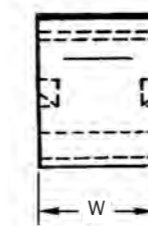

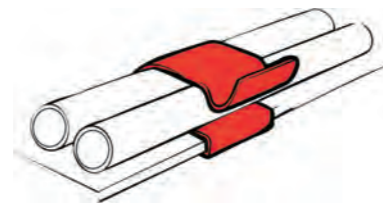
Installation is simple. A light tap fastens the clip securely to the panel, so no special installation tools are required. The pipe or cable can then be inserted and removed as necessary without removing the clip from the panel.

Typical applications include electrical contracting, heavy goods vehicles and machinery.

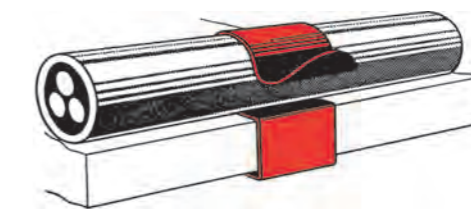
Material - Austempered Carbon Steel.



D1	D2	P	L	W	Part Number
2.4	5.6	0.2 - 1.6	17.5	12.7	CAC675
2.4	5.6	1.0 - 1.6	17.6	12.7	CAC266
2.5	2.5	3.5	21.2	12.7	CAC242
3.2	3.2	2.0 - 4.0	16.3	12.7	CAC243
3.2	8.0	0.8 - 1.3	15.9	13.0	CAC244
3.6	3.6	0.6 - 1.6	19.5	12.7	CAC245
3.6	3.6	1.1 - 2.0	18.5	12.7	CAC246
3.6	3.6	1.2	14.8	12.7	CAC678
3.6	3.6	1.6	15.5	12.7	CAC247
4.0	4.0	0.7	15.7	9.5	CAC248
4.0	4.0	1.1	14.2	9.5	CAC249
4.0	4.0	1.2	15.9	9.5	CAC250
4.0	4.0	2.0	16.4	9.5	CAC252
4.8	4.8	0.6 - 4.5	20.9	12.7	CAC253
4.8	4.8	0.6 - 4.5	20.9	12.7	CAC536
4.8	4.8	2.0 - 4.0	16.3	12.7	CAC255
6.0	8.0	2.0 - 2.5	19.8	12.7	CAC163
6.3	9.5	0.2 - 1.3	21.5	12.7	CAC196
6.3	9.5	4.8 - 7.1	19.8	12.5	CAC257
6.4	6.4	0.9 - 1.2	15.9	7.9	CAC262
6.4	6.4	1.0 - 1.6	19.0	12.7	CAC258
8.0	8.0	0.6 - 1.6	28.6	12.7	CAC260
8.0	8.0	4.0	21.8	12.7	CAC545
8.0	10.4	0.2 - 1.2	23.6	12.7	CAC261



P	D	W	L	Part Number
2 - 4	6 - 7	14	14.3	CAC316
2 - 4	8 - 9	14	15.9	CAC317
2 - 4	10 - 11	14	19.0	CAC318
2 - 4	12 - 14	14	21.4	CAC319
2 - 4	15 - 19	14	23.0	CAC320
2 - 4	20 - 24	14	27.8	CAC321
2 - 4	25 - 30	14	30.9	CAC322
4 - 7	6 - 7	14	14.3	CAC323
4 - 7	8 - 9	14	15.9	CAC324
4 - 7	10 - 11	14	22.4	CAC325
4 - 7	12 - 14	14	21.4	CAC326
4 - 7	15 - 19	14	23.0	CAC327



Heavy-Duty Edge Type Cable and Pipe Clips



Multi-Fit



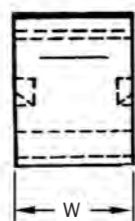

Flared

Along with our range of industry-standard clips, sometimes known as “Girder Clips” or “Cable Run Clips”, we have also added some with a flared cable area, and retained our multi-fit types, thus enabling us to offer the widest possible range.

Flared clips are designed to minimise the effects of chafing on cables or pipes where vibration or movement could cause damage. This is a particularly important feature in automotive applications. Multi-fit clips are an alternative to the industry-standard range of parts. Designed to fit a wider panel range, they offer stockists and end-users the opportunity to lower their inventory costs by stocking fewer parts to achieve the same purpose.

Typical applications include electrical contracting, heavy goods vehicles and machinery.

Material - Austempered Carbon Steel.

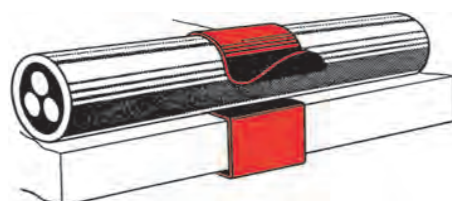


Multi-Fit

P	D	W	L	Part Number
2 - 7	6 - 9	12.0	16.7	CAC279
2 - 7	10 - 14	12.0	21.4	CAC280
2 - 7	15 - 21	12.0	30.0	CAC281
2 - 7	22 - 32	12.0	32.0	CAC282
8 - 12	6 - 9	12.0	16.5	CAC215
8 - 12	10 - 14	12.0	17.0	CAC213
8 - 12	15 - 21	12.0	23.0	CAC212

Flared

P	D	W	L	Part Number
2 - 4	10 - 11	14.0	19.0	CAC492
2 - 4	12 - 14	14.0	21.4	CAC493
2 - 4	15 - 19	14.0	23.0	CAC373
2 - 4	20 - 24	14.0	27.8	CAC374



Saddle Washers

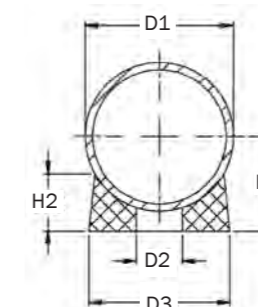
Saddle Washers provide an efficient method of rigidly joining round tubes to various surfaces and can eliminate the cost of coping or welding. These fasteners are designed for easy consumer assembly and can lower transportation costs by promoting the shipment of tubular products in their unassembled form.

Saddle Washers are ideal for use as bearing surfaces where rotation has to take place.

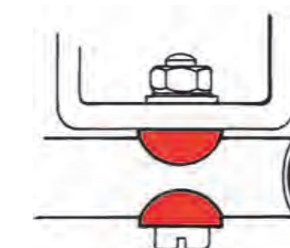
Typical applications include display racks, television stands and infant seats.

Material - Nylon.

Typical Colour - Natural.



D1	D2	D3	H1	H2	Part Number
12 - 14	4.2	13	8.2 - 9.2	5.5	SAW001
12 - 14	5.2	13	8.2 - 9.2	5.5	SAW002
15 - 17	5.0	16	9.9 - 10.9	6.8	SAW003
18 - 20	5.2	19	11.7 - 12.7	8.0	SAW004
18 - 20	6.2	19	11.7 - 12.7	8.0	SAW005
21 - 23	5.2	22	13.5 - 14.5	9.0	SAW006
21 - 23	6.2	22	13.5 - 14.5	9.0	SAW007
24 - 26	6.2	25	15.1 - 16.1	10.0	SAW008
24 - 26	8.3	25	15.1 - 16.1	10.0	SAW009
27 - 29	6.2	28	16.8 - 17.8	11.0	SAW010
27 - 29	8.3	28	16.8 - 17.8	11.0	SAW011
30 - 34	8.3	32	18.4 - 20.4	12.0	SAW012
30 - 34	10.4	32	18.4 - 20.4	12.0	SAW013
50 - 60	6.6	40	55.0 - 65.0	13.0	SAW014
50 - 60	16.5	40	55.0 - 65.0	12.0	SAW015
50 - 60	10.4	40	55.0 - 65.0	14.0	SAW016





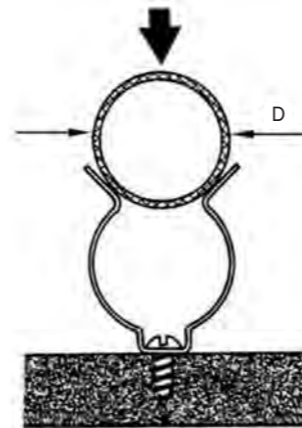
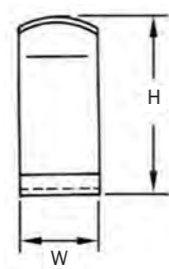
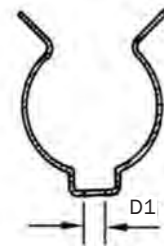
Retention Type Cable and Pipe Clips

This range of fasteners is designed to rotate through 360° to allow pipes or cables to follow their natural contour without vibration or chafing. The central mounting hole allows rivet or screw fixing. The stand-off base configuration isolates the fixing head from the retained cable or pipe.

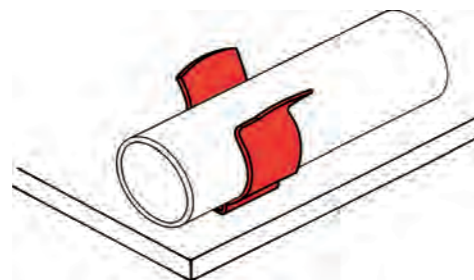
These fasteners can be fixed together at their base to form a Swivel Type In-Air Cable and Pipe Clip.

Typical applications include agricultural equipment, motor vehicles, domestic appliances, plumbing and electrical contracting.

Material - Austempered Carbon Steel.



D	D1	H	W	Part Number
5.5 - 8.5	3.5	11.5	16.0	CRF002
9.0 - 10.0	3.5	12.5	15.0	CRF005
10.0 - 12.0	3.5	15.5	20.0	CRF006
12.0 - 13.0	5.0	21.3	19.0	CAC284
12.0 - 16.0	4.0	19.8	20.0	CRF012
13.0 - 16.0	5.0	20.6	19.0	CAC285
17.0 - 20.0	5.0	23.8	19.0	CAC286
21.0 - 25.0	5.0	27.8	19.0	CAC287
26.0 - 30.0	5.0	32.6	20.0	CRF038
31.0 - 36.0	5.0	38.5	20.0	CRF041
31.0 - 36.0	6.0	35.3	11.0	CRF044
31.0 - 36.0	6.0	39.5	17.5	CRF045
35.0 - 40.0	5.2	46.0	17.5	CRF046
55.0 - 58.0	6.0	69.0	17.5	CRF050



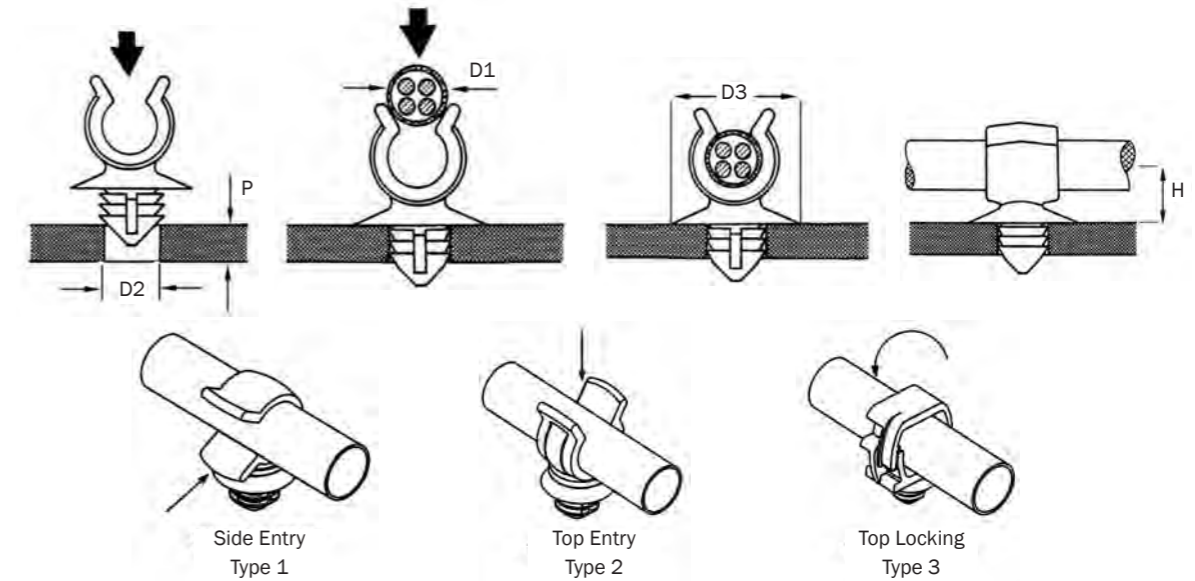
Fir Tree Cable and Pipe Clips - Single

These fasteners are suitable for use in various applications where cables or pipes need securing, with the fir tree nose-form enabling them to be inserted into a wide range of panel thicknesses.

Different pipe entry orientation options are available as shown below. We also offer a range of Top Locking versions, which are suited to applications where there is a risk of the pipe being forced out of the clip due to vibration or movement. Typical applications include agricultural equipment, motor vehicles, domestic appliances, electrical equipment, boats, furniture and garden equipment.

Materials - Acetal or Nylon.

Typical Colours - Black, Natural.



D1	D2	P	D3	H	Type	Part Number
5.0 - 8.0	M8	2.0 - 3.5	No Skirt	4.5	1	CAC735
6.0 - 8.0	7.5	0.8 - 4.0	18.0	-	2	PIC028
8.0	M5	10.0	-	-	2	BCC015
8.0	8.0	0.7 - 3.5	16.3	8.0	2	CAC330
8.0	8.0 / M10	1.6 - 5.5	16.0	11.4	2	CAC702
8.0 - 9.0	6.3 - 6.7	1.5 - 5.0	20.0	11.2	1	CAC840
8.0 - 18.0	8.7	3.0 - 15.0	-	-	3	CAC182
8.5	6.5	0.6 - 15.0	No Skirt	6.3	3	CAC730
9.0	6.0	2.0	16.3	8.0	3	CAC594
9.0	6.0	2.8	17.5	11.0	2	CAC298
9.5	6.0	2.0	16.3	9.0	3	CAC596
9.5	6.0	2.0	16.3	-	3	CAC757
10.0	7.0 / M8	1.5 - 8.0	No Skirt	8.3	2	CAC329
12.0	8.0	1.6 - 5.5	16.0	11.7	2	CAC696
13.0 - 14.0	6.4	0.8	20.0	11.2	2	CAC690
15.0	8.0 / M10	1.6 - 5.5	16.0	13.2	2	CAC697
15.7 - 16.3	6.4 - 6.6	0.6 - 4.0	20.0	17.0	1	CAC727
16.0 - 17.0	8.0 - 8.2	0.8 - 4.0	22.0	13.9	2	CAC299
20.2 - 24.2	7.9 - 8.2	1.5	21.9	16.2	1	CAC770
22.0	8.0	0.7 - 2.0	17.5	16.2	2	CAC202



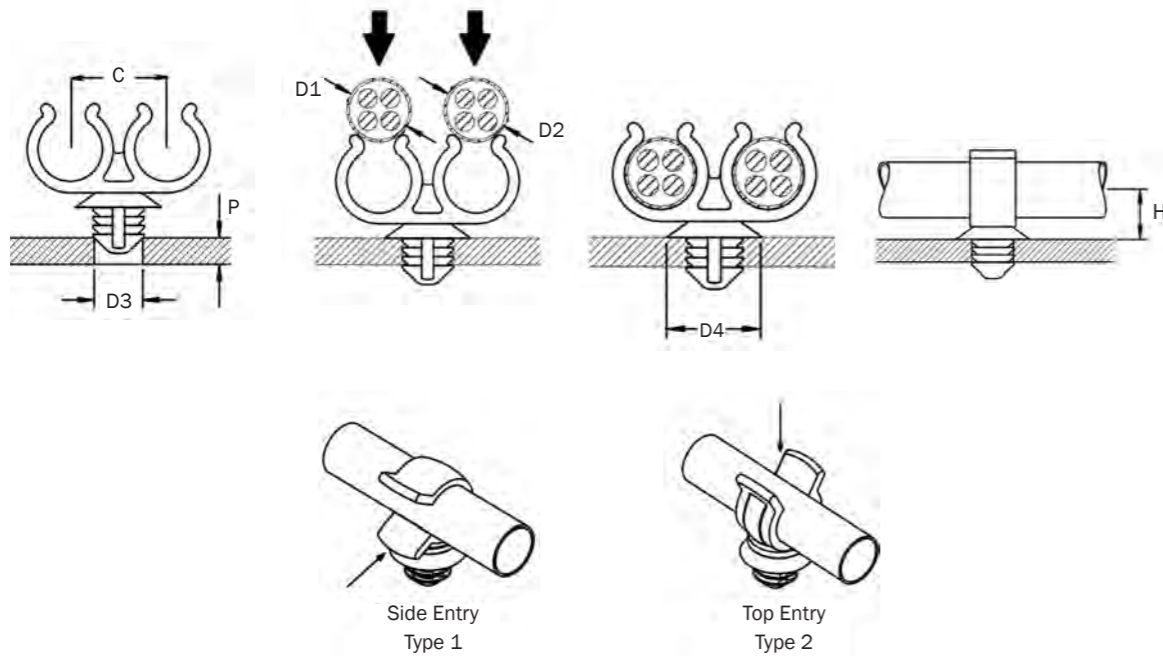
Fir Tree Cable and Pipe Clips - Double

These fasteners are suitable for use in various applications where a combination of cables or pipes need securing to each other. The Fir Tree nose-form on these clips can be inserted into a wide range of panel thicknesses.


Pipe entry orientation options are available as shown below.

Typical applications include agricultural equipment, motor vehicles, domestic appliances, electrical equipment, boats, furniture and garden equipment.

Materials - Acetal or Nylon.
Typical Colours - Black, Natural.



D1	D2	D3	P	D4	H	C	Type	Part Number
4.0 - 6.0	4.0 - 6.0	6.5	0.8 - 4.0	No Skirt	7.2	8.5	2	CAC698
4.8	4.8	8.0	0.7 - 4.0	22.4	9.0	12.0	1	CAC549
6.0 - 8.0	6.0 - 8.0	8.0	0.7 - 8.0	-	8.0	11.0	2	PIC033
6.1	9.3	8.0	0.7	22.4	9.0 - 11.1	12.5	2	CAC748
8.0	8.0	6.8	1.0	18.0	34.0	11.9	2	CAC553
8.0 - 10.0	8.0 - 10.0	8.0	0.7 - 8.0	22.4	8.0	12.0	2	CAC303



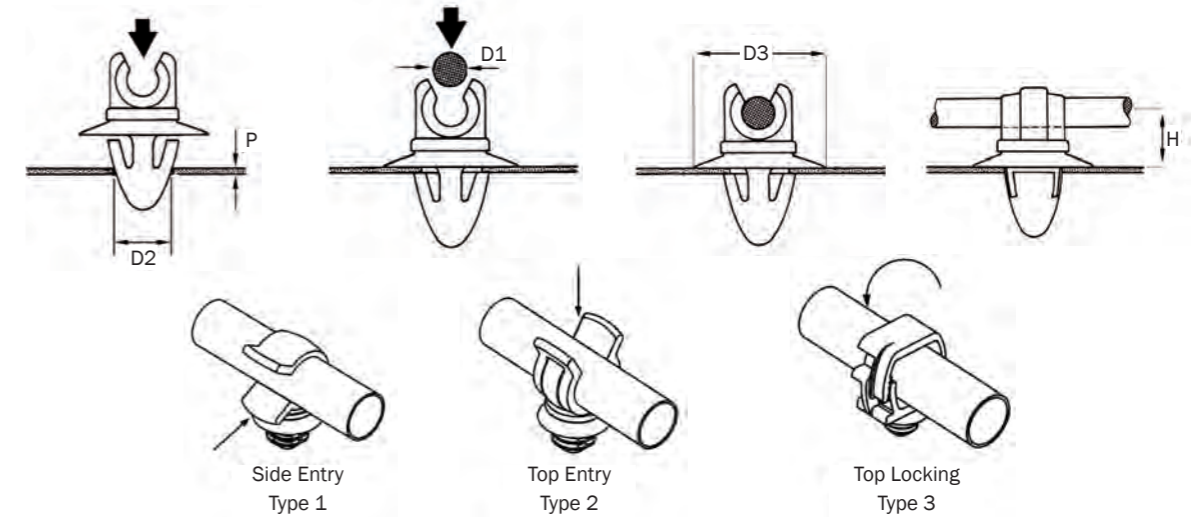
W Button Cable and Pipe Clips - Single

These push-in W Button Clips are ideal for use wherever cables and pipes have to be installed and fitted onto a panel.

Pipe entry orientation options are available as shown below. Top Locking versions are suited to applications where there is a risk of the pipe being forced out of the clip due to vibration or movement.

Typical applications include motor vehicles, garden equipment, domestic appliances, machinery and boats.

Materials - Acetal, Nylon.
Typical Colours - Black, Natural.



D1	D2	P	D3	H	Type	Part Number
3.0 - 8.0	6.7	0.7 - 2.5	18.0	-	1	CAC297
3.0 - 10.0	6.5	0.8 - 2.5	18.0	-	1	CAC722
3.0 - 16.0	6.4	2.0	20.0	-	3	CAC719
3.5	7.9	0.7 - 1.0	16.3	5.0	2	CAC237
4.8	8.0	1.0 - 3.5	7.7 x 30.0	12.7	2	CAC190
4.8	8.0	1.2 - 1.3	16.3	8.0	2	CAC238
5.0	6.4	1.6 - 2.0	18.0	6.5	2	CAC749
5.2	7.9	0.7 - 2.0	22.4	9.0	2	CAC195
5.2 x 9.5	4.8	0.4 - 1.8	5.5 x 12.5	6.5	3	CAC404
6.0	7.9	0.7 - 2.0	22.4	9.0	2	CAC239
6.4	7.9	0.8 - 2.0	16.0	8.6	2	CAC188
7.9	8.0	0.8 - 2.0	15.6	9.6	2	CAC240
8.0 - 10.0	6.5	0.7 - 1.8	6.5	16.0	3	CAC405
8.8	6.0	0.8	16.3	9.5	2	CAC241
9.3	7.9 - 8.0	1.0 - 3.5	7.7 x 30.0	8.2	2	CAC191
10.0 - 11.0	6.7	0.7 - 3.0	-	12.7	1	CAC164
11.0 - 18.0	6.4	0.7 - 3.0	20.0	20.0	3	CAC407
12.7	8.0	3.3	16.3	11.5	2	CAC189
14.0	8.0	2.5	22.4	8.5	1	CAC740
17.0 - 21.0	6.5	0.7 - 2.0	20.5	17.0	2	CAC778
17.3 - 19.3	6.5	0.5 - 2.5	21.0	15.0		CAC704
26.0	6.5	0.7 - 2.5	27.0	20.0	3	CAC556



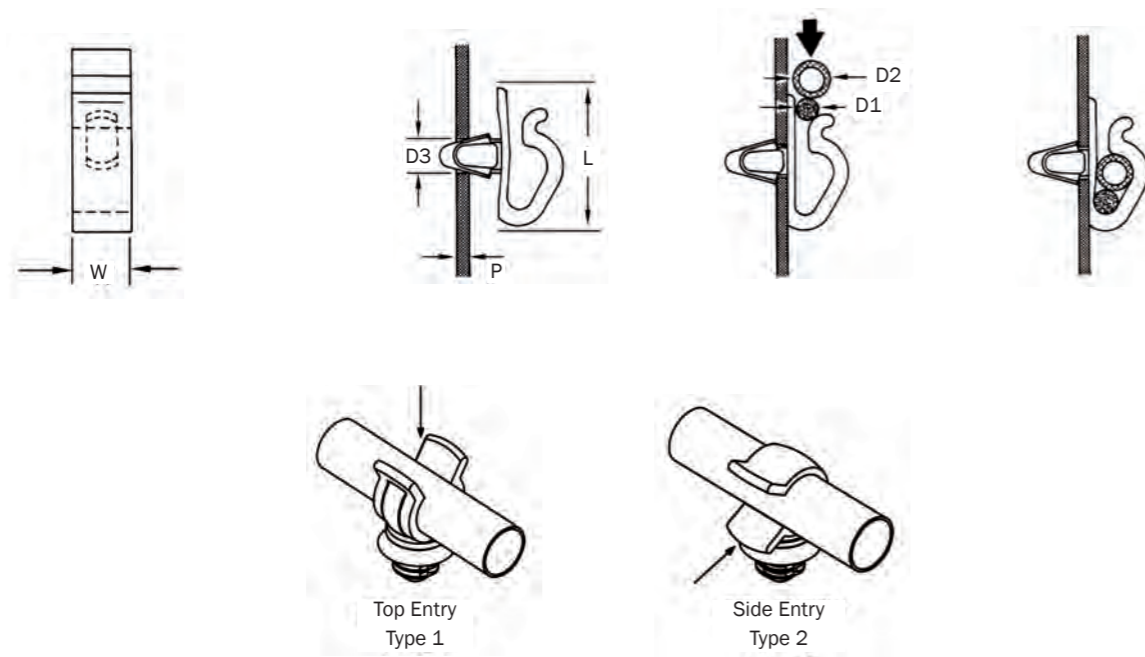
W Button Cable and Pipe Clips - Multi

This push-in range of W Button Multi Cable Clips is designed to fit any suitable clean pre-punched or drilled hole and is ideal for use wherever cables or pipes have to be fitted onto a panel.


Pipe entry orientation options are available as shown.

Typical applications include motor vehicles, railway rolling stock, electrical equipment, garden equipment and boats.

Material - Acetal, Nylon.
Typical Colours - Natural, Black.



D1	D2	D3	P	L	W	Type	Part Number
3.2	4.8	5.0	0.5 - 0.7	18	6.0	2	CAC388
4.8	4.8	7.0	0.8 - 1.2	24	12.0	1	CAC402
6.0	6.0	8.0	1.0 - 3.5	30	10.0	1	CAC389
6.4	6.4	7.8	0.7 - 2.0	20	16.0	1	CAC390
7.9	7.9	7.8	0.7 - 2.0	22	13.0	1	CAC391
9.0	9.0	8.0	1.0 - 3.5	30	7.7	1	CAC392
12.0	12.0	6.3	1.2 - 1.9	35	8.0	2	CAC393
12.0	12.0	7.9	1.0 - 3.5	30	7.7	1	CAC193



Strain Relief Bushings

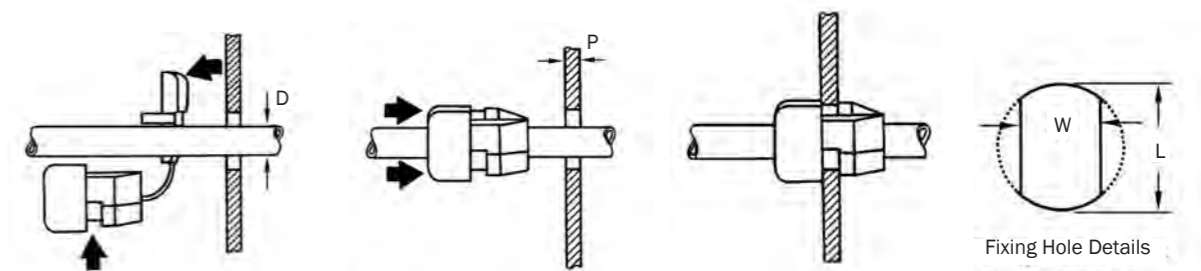
Used throughout the computer, domestic appliance and electrical industries, these Strain Relief Bushings also protect the cable from chafing when passing through metal panels.

We offer Strain Relief Bushings for both flat and round cables.

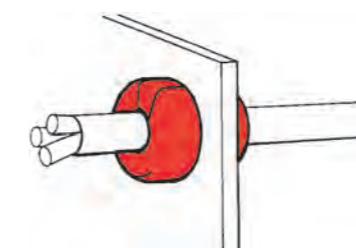
This one-piece part is simple to install. The two hinged halves of the bushing are folded over the wire or cable and then applied together using the Installation Pliers (Part Number INT015). The Bushing is applied into the panel hole in one, smooth movement.

Typical applications include domestic appliances.

Material - Nylon.
Typical Colour - Black.



D	P	L	W	Part Number
2.3 x 4.5 - 2.8 x 5.3	0.5 - 1.6	9.5	8.7	SRB001
2.3 x 4.5 - 2.8 x 5.3	1.8 - 3.2	9.5	8.7	SRB002
3.0 x 5.6	1.0 - 1.6	11.0	9.9	SRB003
3.0 x 5.6	1.9 - 2.5	11.0	9.9	SRB004
3.0 x 7.1 - 3.8 x 7.6	0.5 - 1.6	12.7	11.8	SRB005
3.0 x 7.1 - 3.8 x 7.6	1.8 - 2.5	12.7	11.8	SRB006
5.0 x 10.4	0.5 - 1.6	14.3	13.2	SRB007
5.0 x 10.4	1.8 - 3.5	13.2	13.0	SRB008
6.2 - 7.4	0.5 - 1.6	12.7	11.5	SRB009
6.2 - 7.4	1.8 - 2.5	12.7	11.5	SRB010
7.4 - 8.2	0.5 - 1.6	15.9	14.0	SRB012
7.4 - 8.2	1.9 - 3.2	15.9	14.0	SRB013
7.6	1.8 - 2.3	12.7	11.8	SRB011
8.2 - 9.2	0.5 - 1.6	15.9	14.0	SRB014
8.2 - 9.2	0.9 - 3.2	15.9	14.0	SRB015
9.2 - 11.0	1.9 - 3.2	19.0	16.5	SRB016
12.0 - 15.2	1.9 - 3.2	22.2	21.3	SRB017
15.2 - 17.5	1.0 - 7.2	28.0	25.5	SRB018



Strain Relief Clamps



These Strain Relief Clamps have been designed to accommodate a wide range of shapes and sizes of electrical cables.

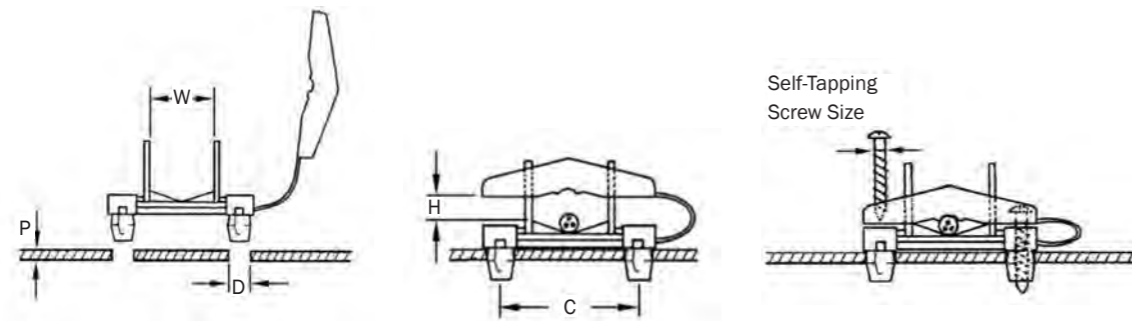
The Clamp is securely fixed over the cable and to its base by using two self-tapping screws.

Typical applications include domestic appliances and electrical equipment.

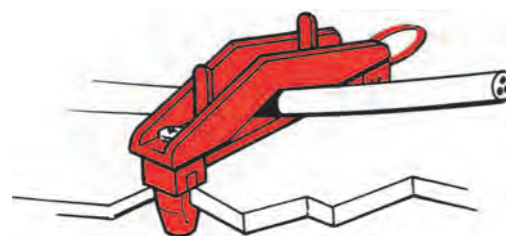
Dimensions H x W represent the maximum cable holding area.

Material - Nylon.

Typical Colours - Natural, Black.



H	W	P	D	C	Screw	Part Number
15	15	0.6 - 1.5	7 x 7	31	8	SRC003
17	21	0.6 - 1.5	7	37	8	SRC002



Tube Connector Nuts

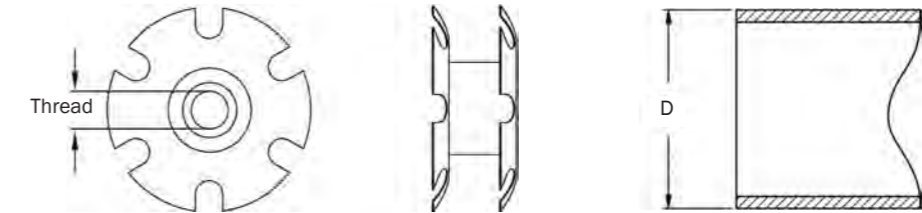


An innovative method for tube connection which eliminates the need for other more costly methods such as welding or flow drilling.

The Connector Nut is simply pushed into the tube (direction shown below) where it provides a threaded anchor for the mating component.

D = Outer Diameter of Tube.

Materials - Austempered Carbon Steel (Retainer), Mild Steel (Thread).



Thread	D	Part Number
M6	16.0	TUI092
M6	19.0	TUI093
M6	22.0	TUI094
M6	25.0	TUI095
M8	25.0	TUI096
M8	31.5	TUI097
M8	38.0	TUI098
M8	50.0	TUI113
M10	38.0	TUI099
M10	50.0	TUI100

Square Threaded Tube Inserts - Metal

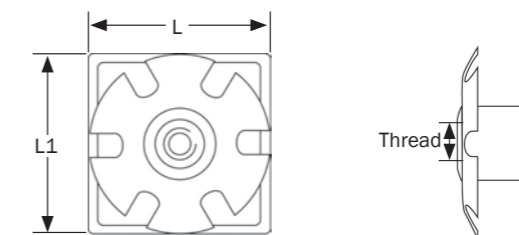


These Inserts provide a high-strength, cost-effective method of fitting threaded components such as feet, castors and glides onto the end of square tubes on desks, appliances and similar products.

They are simply tapped into place and the carbon steel retaining washer grips tightly to the inside of the tube, whilst the housing provides a neat finish to the cut end of the tube.

L, L1 = Outer Dimensions of Tube.

Materials - Mild Steel (Housing), Carbon Steel (Washer).



Thread	L	L1	Part Number
M6	22.0	22.0	TUI109
M6	25.0	25.0	TUI110
M8	25.0	25.0	TUI111

Circular Threaded Tube Inserts



Metal



Plastic

These metal and plastic Inserts provide a high-strength, cost-effective method of fitting threaded components such as feet, castors and glides onto the end of round tubes on desks, appliances and similar products.

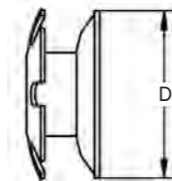
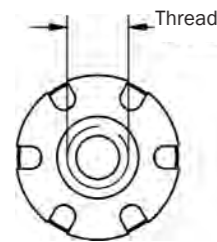
Metal Inserts are simply tapped into place and the carbon steel retaining washer grips tightly to the inside of the tube, whilst the housing provides a neat finish to the cut end of the tube.

Plastic Inserts are simply tapped into place and the special ribs grip tightly to the inside of the tube, whilst the outer face provides a neat finish to the cut end of the tube.

D = Outer Diameter of Tube.

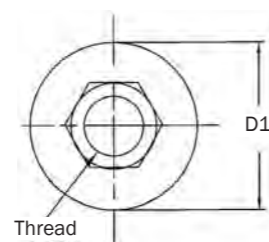
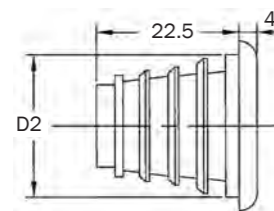
Materials - Mild Steel (Housing), Carbon Steel (Washer) - Metal Inserts.

Materials - Nylon (Housing), Mild Steel (Thread) - Plastic Inserts.



Metal

Thread	D	Part Number
M6	16.0	TUI101
M6	19.0	TUI102
M6	22.0	TUI103
M6	25.0	TUI104
M8	25.0	TUI105
M8	31.5	TUI106
M8	38.0	TUI107



Plastic

Thread	D1	D2	Part Number
M8	19.0	16.0	TUI082
M8	22.0	18.3	TUI083
M8	25.0	20.4	TUI084
M8	31.5	26.3	TUI085
M8	38.0	30.0	TUI086


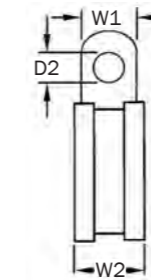
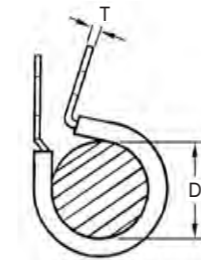


Metal P Type Cable and Pipe Clips

These Metal P Clips are designed for securing pipes, hoses and cables in applications where there is the possibility of chafing and damage to the component. Rubber lined electro zinc plated steel, they are ideal for mounting all types of wiring and cables to the chassis of vehicles and other industrial enclosures.

Typical applications include motor vehicles, electrical equipment, domestic appliances, machinery and boats.

Materials - Mild Steel (Clip), EPDM (Liner), Stainless Steel to special order.



D1	D2	W1	W2	T	Part Number
4.0	6.8	12.7	16.0	0.9	CAC339
6.0	6.8	12.7	16.0	0.9	CAC341
8.0	6.8	12.7	16.0	0.9	CAC342
9.0	6.8	12.7	16.0	0.9	CAC343
10.0	6.8	12.7	16.0	0.9	CAC344
12.0	6.8	12.7	16.0	0.9	CAC346
14.0	6.8	12.7	16.0	0.9	CAC348
16.0	6.8	12.7	16.0	0.9	CAC350
19.0	6.8	12.7	16.0	0.9	CAC352
20.0	6.8	12.7	16.0	0.9	CAC353
22.0	6.8	12.7	16.0	0.9	CAC355
23.0	6.8	12.7	16.0	0.9	CAC356
24.0	6.8	12.7	16.0	0.9	CAC357
25.0	6.8	12.7	16.0	0.9	CAC358
30.0	6.8	12.7	16.0	0.9	CAC361
32.0	6.8	12.7	16.0	0.9	CAC362
33.0	6.8	12.7	16.0	0.9	CAC363
35.0	6.8	12.7	16.0	0.9	CAC364
38.0	6.8	12.7	16.0	0.9	CAC365
40.0	6.8	12.7	16.0	0.9	CAC366
42.0	6.8	12.7	16.0	0.9	CAC367
44.0	6.8	12.7	16.0	0.9	CAC368
50.0	6.8	12.7	16.0	0.9	CAC370
53.0	6.8	12.7	16.0	0.9	CAC371
55.0	6.8	12.7	16.0	0.9	CAC372
60.0	6.8	12.7	16.0	0.9	CAC417

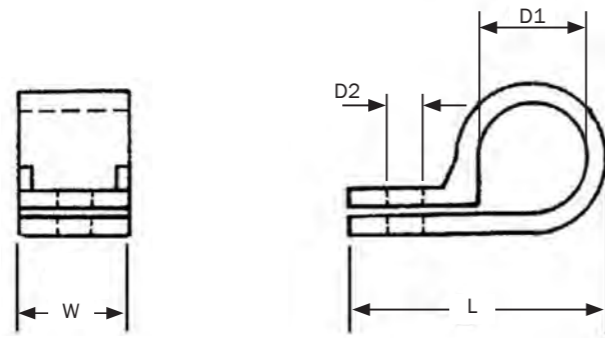


Plastic P Type Cable and Pipe Clips


These Plastic P Clips are designed to fix cables, pipes, hoses or components in applications where a screw or bolt is the easiest method of fixing. Ideal for use in domestic appliances, vehicles, electrical equipment and interior or exterior installation work.

Typical applications include domestic appliances, electrical appliances and domestic wiring.

Material - Nylon.
Typical Colours - Black, Natural.



D1	D2	L	W	Part Number
3.2	5.0	19.8	9.6	CAC133
4.8	4.6	18.8	9.6	CAC148
6.4	4.6	20.0	10.0	CAC134
7.9	4.6	22.0	10.0	CAC135
9.5	4.2	27.0	9.5	CAC481
9.5	4.6	24.0	12.0	CAC136
12.7	4.6	31.0	12.0	CAC137
15.8	4.6	34.3	12.0	CAC138
19.4	4.6	35.0	12.0	CAC139
25.4	4.6	43.0	12.0	CAC140
27.5	4.6	50.0	12.0	CAC141
31.8	4.6	46.2	12.0	CAC142
36.7	4.6	50.0	12.0	CAC143



Wire Type



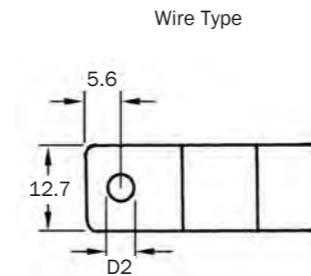
Spring Type

Quick Release Cable Clips

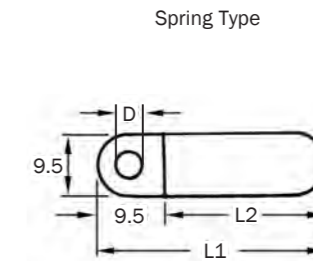
These Quick Release Cable Clips provide a fast, secure assembly and routing of wires, cables and tubing. Simply pull back the clip to inspect, add or replace wires and release to snap back to original position once completed.

Typical applications include domestic appliances, electrical equipment and motor vehicles.


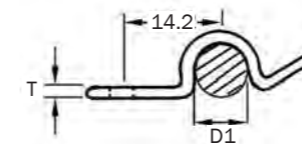
Material - Nylon.
Typical Colour - Natural.



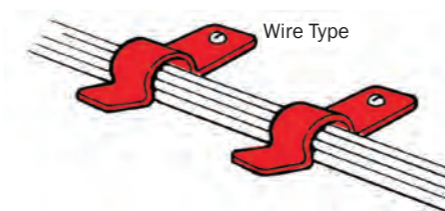
Wire Type



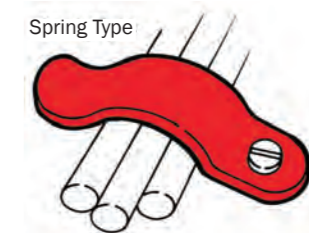
Spring Type



Description	D	D1	D2	L1	L2	T	Part Number
Wire Type	-	8.0	4.6	-	-	1.5	CAC376
Spring Type	3.8	-	-	33.3	23.8	1.5	CAC377



Wire Type



Spring Type

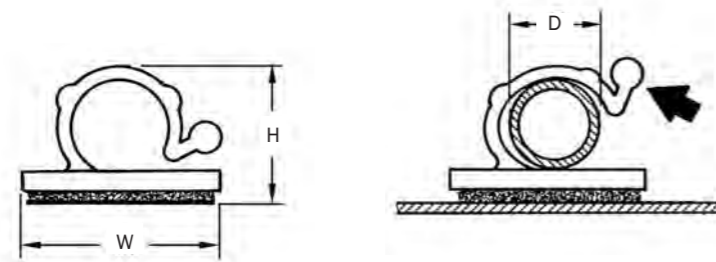


Self-Adhesive Cable and Pipe Clips - Standard

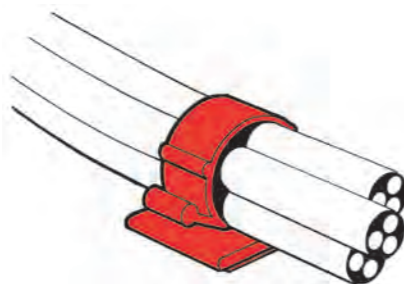
Designed to secure cables or harnesses where fixing holes are impractical, this range of Self-Adhesive Clips keeps labour costs to a minimum and can be applied to most smooth, clean surfaces.

Typical applications include electrical equipment, domestic appliances, computers, telephone wiring, air conditioning and domestic wiring.


Material - Nylon.
Typical Colours - Natural, Black.




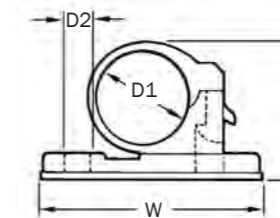
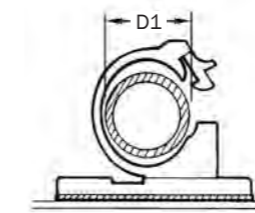
D	H	W	Part Number
3.0	5.0	13.0 x 13.0	CAC014
4.0 - 5.0	7.0	16.0 x 16.0	CAC146
5.0	6.0	19.0 x 19.0	CAC015
6.0	9.0	19.0 x 19.0	CAC016
8.0 - 13.0	10.9	24.6 x 24.6	CAC147
8.0	11.7	25.4 x 25.4	CAC077
9.0	12.5	19.0 x 19.0	CAC018
13.0	16.5	25.0 x 25.0	CAC019
14.0	16.0	33.0 x 28.0	CAC020
14.0 - 16.0	15.5	31.8 x 31.8	CAC076



Locking



Adjustable



Self-Adhesive Cable and Pipe Clips

These Self-Adhesive Cable Clips offer an economical method of securing cables onto most smooth, clean surfaces. The Clips open easily for insertion or removal of wires and cables and can then be snapped shut to securely lock the wires or cables into position.


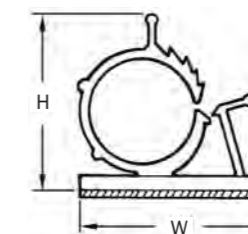
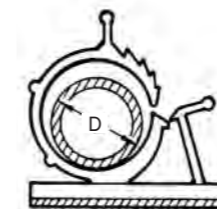
The Locking type fasteners also have a fixing hole, which provides the opportunity to achieve a better attachment by screw, bolt or rivet particularly in harsh environments.

Typical applications include electrical equipment, domestic appliances, computers, telephone wiring, air conditioning and domestic wiring.

Material - Nylon.
Typical Colour - Black.

Locking

D1	D2	H	W	Part Number
5.5	5.0	12.2	25.8 x 13.4	CAC221
7.5	5.0	14.5	28.8 x 13.4	CAC222
12.0	5.3	18.5	34.8 x 16.5	CAC223
14.0	5.0	19.5	36.5 x 16.4	CAC224
15.0	5.0	20.3	38.2 x 16.0	CAC225
17.0	4.8	25.0	41.3 x 15.6	CAC226



Adjustable

D	H	W	Part Number
7.9 - 10.3	22.2	25.4 x 19.1	CAC217
10.0 x 12.5	27.8	31.8 x 19.1	CAC218
12.6 - 15.4	31.8	37.0 x 18.4	CAC219
16.5 - 20.1	37.0	42.0 x 25.0	CAC179
22.2 - 25.4	43.5	41.8 x 21.5	CAC220

Flexible Aluminium Cable Clips

These versatile self-adhesive Cable Clips are quick and easy to use, saving time and labour costs. No special tools are required - simply peel off the backing tape, stick to a suitable surface, then bend to the required shape.

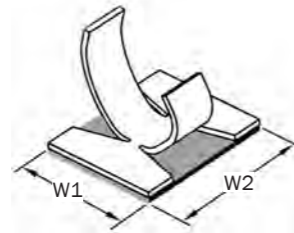

- Reliable, long-lasting adhesion - ask us for special adhesives for difficult environments.
- Colours available to special order - can be Anodised or Polyester-coated.
- Embossed printing available for a small tooling charge (subject to minimum order quantity).

Hook Clips are coated in white matt Polyester - colours available to special order.

Typical applications include electrical equipment.

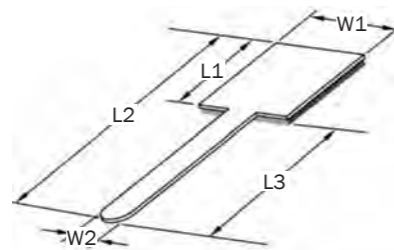
C = Maximum Cable Diameter.

Materials - Aluminium, Self-Adhesive Polyester Foam.



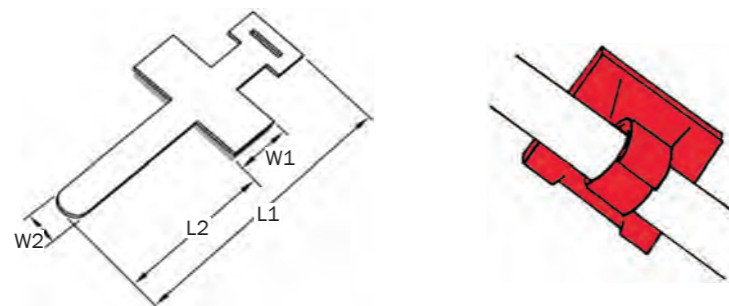
Open Arm

C	W1	W2	Part Number
6.3	11.1	15.9	CAC561
10.0	15.9	19.0	CAC562



Hook Type

C	L1	L2	L3	W1	W2	Part Number
8.0	16.0	41.0	25.0	16.0	5.0	CAC565
15.0	25.4	69.8	44.4	25.4	7.9	CAC566



Buckle Type

C	L1	L2	W1	W2	Part Number
13.0	63.5	35.8	12.0	6.4	CAC563
19.0	89.0	44.5	16.3	8.0	CAC564

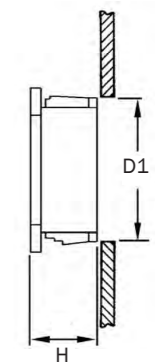
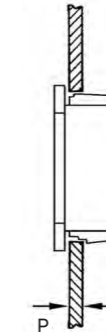


Snap Bushings

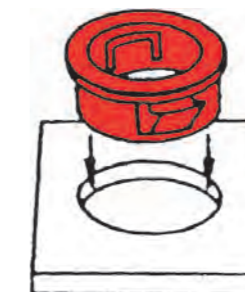
This range of Snap Bushings provides protection for wires, cables, tubing and hoses from sharp, uneven, drilled or punched holes in sheet metal. Manufactured from weather-resistant nylon, these bushings are also suitable for many outdoor installations.

Typical applications include domestic appliances and motor vehicles.

Material - Nylon.
Typical Colour - Black.



D1	P	D2	D3	H	Part Number
7.8	3.2	5.1	10.5	8.0	BUS032
9.5	3.2	6.4	12.0	10.3	BUS033
12.7	3.2	6.4	14.7	10.3	BUS048
12.7	3.2	8.0	15.0	10.3	BUS034
12.7	3.2	9.5	14.7	10.3	BUS057
15.9	3.2	12.7	18.6	10.3	BUS035
19.1	3.2	14.3	21.7	10.3	BUS036
22.2	3.2	17.5	24.2	11.5	BUS037
25.5	3.2	19.5	28.5	11.5	BUS038
30.0	3.2	24.1	33.3	11.5	BUS039
31.8	3.2	23.8	34.5	11.5	BUS041



Universal Bushings

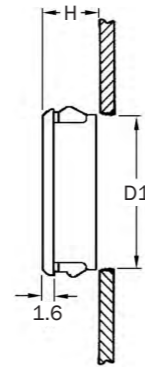
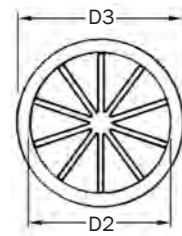


This range of Bushings is designed to protect wire, cable and tubing from sharp, unfinished edges. They absorb shock and vibration and can adjust to accept various diameters and shapes.

Columns P and D2 show the maximum panel thickness and bundle diameter.

Typical applications include domestic appliances and motor vehicles.

Material - Nylon.
Typical Colour - Black.



D1	P	D2	D3	H	Part Number
15.9	3.2	11.1	18.2	10.3	BUS026
19.0	3.2	12.7	21.8	9.9	BUS027
20.6	3.2	12.7	22.6	9.9	BUS023
22.2	3.2	14.2	23.8	11.5	BUS029
25.4	3.2	19.0	26.9	11.5	BUS030
27.8	3.2	20.6	29.3	11.5	BUS031



PVC Grommets

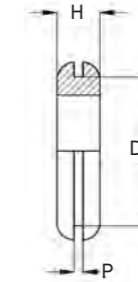
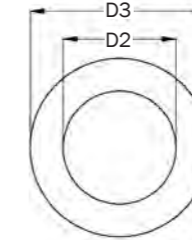


This range of Grommets is ideal for sealing pipes or cables passing through a metal panel and will protect the cable or pipe from chafing, negating the need to deburr the panel hole.

Made from plasticised PVC, these grommets are available in both 80 and 65 Shore Hardness.

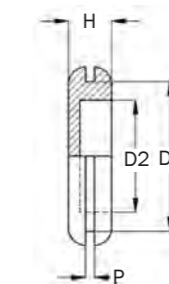
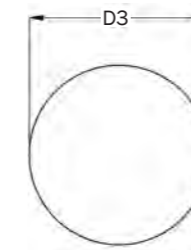
Typical applications include motor vehicles and domestic appliances.

Material - PVC.
Typical Colour - Black.



Open

D1	P	D2	H	D3	Part Number
6.0	1.7	3.0	4.7	8.5	GR0084
7.2	1.7	5.0	4.4	10.2	GR0085
10.0	1.7	6.4	6.3	13.3	GR0086
10.9	2.3	7.8	7.8	15.5	GR0087
11.0	3.0	7.8	9.0	15.5	GR0088
13.9	3.4	10.5	6.4	19.5	GR0089
20.1	1.7	15.5	6.1	23.7	GR0090
25.1	1.5	18.9	7.2	29.9	GR0091
31.7	1.5	25.0	7.8	38.1	GR0092



Closed

D1	P	D2	H	D3	Part Number
6.0	1.7	3.0	4.7	8.5	GR0093
7.2	1.7	5.0	4.4	10.2	GR0094
10.0	1.7	6.3	6.3	13.3	GR0095
10.9	2.3	7.8	7.8	15.5	GR0096
11.0	3.0	7.8	9.0	15.5	GR0097
13.9	3.0	10.5	6.4	19.5	GR0098
20.1	1.7	15.5	6.1	23.7	GR0099
25.1	1.5	18.9	7.2	29.9	GR0100
31.7	1.5	25.0	7.8	38.1	GR0101



Grommets - Self-Sealing

Self-Sealing Grommets are ideal for use in oily and greasy environments, snapping into round holes without the use of special tools. They can be removed and re-used as required.

Typical applications include motor vehicles, domestic appliances, electrical equipment, fascia panels and telecom equipment.

Material - Polythene.
Typical Colours - Natural, Black.



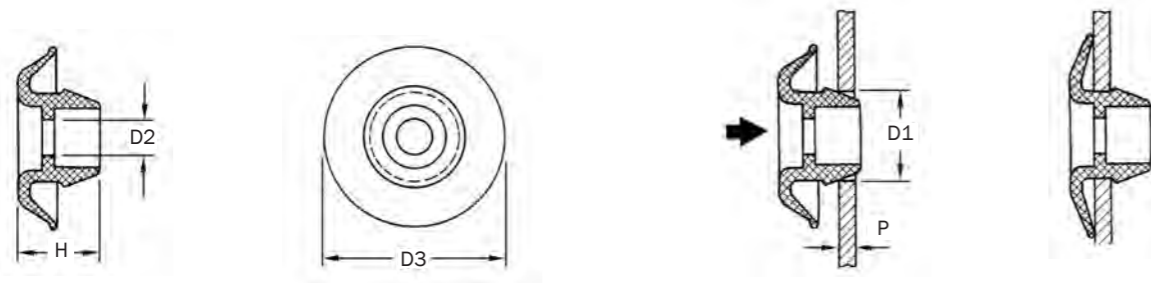
In-Air Cable and Pipe Clips - Metal

A useful range of fasteners designed to hold pipes, cables or tubular components to any other pipe or cable running in parallel. Clipping the components together avoids vibration or chafing.

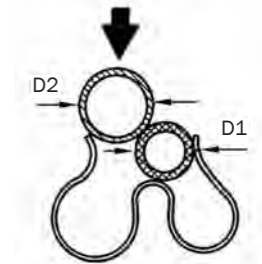
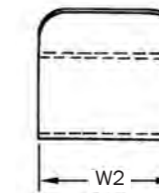
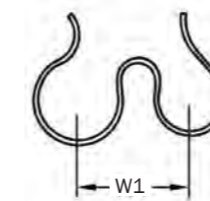
The Metal In-Air Clip is particularly suitable for use in high temperature environments. The illustrations show a typical style but designs may vary slightly.

Typical applications include motor vehicles, domestic appliances, electrical equipment, machinery, railway rolling stock and boats.

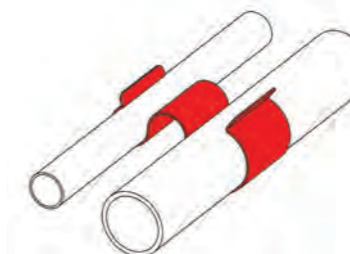
Material - Austempered Carbon Steel.



D1	P	D2	D3	H	Part Number
12.7	0.9 - 1.5	8.7	23.8	9.1	GR0026
15.9	0.9 - 1.5	11.9	26.2	9.1	GR0073
19.0	0.9 - 1.5	15.1	31.0	9.1	GR0074
22.2	0.9 - 1.5	18.2	32.5	9.1	GR0075
25.4	0.9 - 1.5	21.4	35.7	9.1	GR0077
31.8	0.9 - 1.5	27.8	42.0	9.1	GR0076



D1	D2	W1	W2	Part Number
6.0	8.0	11.5	12.0	IAC033
8.0	8.0	12.1	12.7	IAC034
8.0	12.0	12.2	-	IAC070
9.5	12.5	10.8	-	IAC069
16.5	16.5	20.5	10.0	IAC053





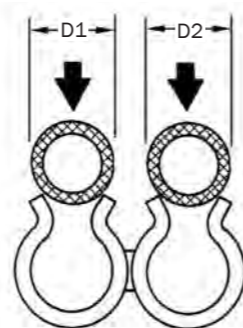
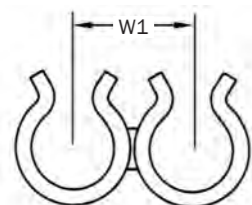
In-Air Cable and Pipe Clips - Plastic

A range of fasteners designed to hold pipes, cables or tubular components to any other pipe or cable running in parallel. Clipping the components together avoids vibration or chafing.

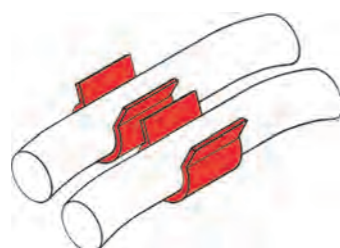
Plastic In-Air Clips are particularly suitable for high humidity locations.

Typical applications include motor vehicles, domestic appliances, electrical equipment, machinery, boats, railway rolling stock and industrial catering equipment.

Material - Nylon.
Typical Colour - Black.



D1	D2	W1	W2	Part Number
4.8	4.8	10.0	9.5	IAC027
4.8	4.8	17.4	9.5	IAC029
4.8 - 5.2	4.8 - 5.2	6.3	12.0	IAC074
4.8 - 6.0	4.8 - 6.0	17.0	10.0	IAC064
4.8	6.4	17.5	9.5	IAC056
5.0 - 8.0	8.0 - 10.0	8.3	8.0	IAC065
5.6	5.6	12.0	8.0	IAC090
6.0	6.0	7.7	8.0	CAC123
6.0	6.0	16.0	10.0	IAC030
6.0 - 6.4	9.8 - 10.7	13.0	10.0	IAC066
6.0 - 7.0	8.0 - 9.0	8.7	8.0	IAC057
7.1	7.1	12.0	8.0	IAC031
7.5	7.5	12.0	8.0	IAC032
8.0	8.0	10.0	8.0	IAC026
9.5	9.5	17.1	15.0	CAC308
10.0	10.0	12.1	10.0	IAC067
12.0	12.0	18.0	10.0	IAC068
16.0	16.0	24.0	12.0	IAC039



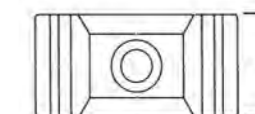
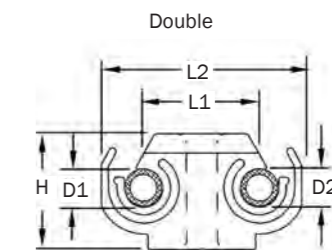
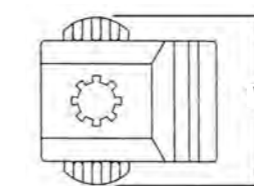
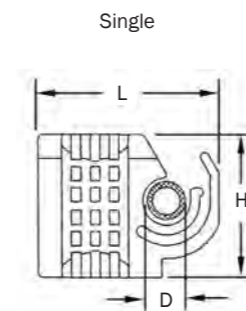
5mm Weld Stud Cable and Pipe Clips

These fasteners are ideal for securing cables or pipes to industry standard 5mm weld studs. They can also be screwed onto a panel if required.

Please request samples as styles may differ from those shown.

Typical applications include motor vehicles, domestic appliances, wiring harness, electrical equipment.

Material - Acetal.
Typical Colours - Black, Natural.




Single

D	L	H	W	Part Number
4.8	21.5	15.0	14.0	CAC736
5.1	19.7	15.0	13.0	CAC826
6.0	20.0	15.0	18.0	CAC411
8.0	21.0	16.0	13.0	CAC379
9.3	33.5	17.0	13.0	CAC644
10.0	21.3	17.5	12.0	CAC380
12.0	23.0	19.0	16.1	CAC381
13.0	22.6	27.7	16.0	CAC658
15.0	34.0	23.0	12.0	CAC309

Double

D1	D2	L1	L2	H	W	Part Number
5.3 - 5.6	5.3 - 5.6	17.0	31.2	14.6	13.0	CAC750
6.0 - 8.0	6.0 - 8.0	20.0	34.2	28.5	13.0	CAC386
8.0	8.0	19.5	36.5	16.0	13.0	CAC387
8.0	10.0	19.0 - 21.0	36.0	19.0	12.0	CAC203



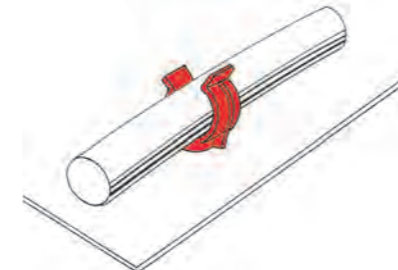
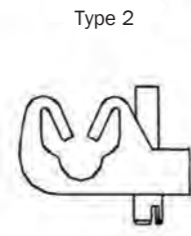
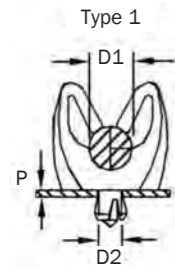
Drive Rivet Pipe Clips

These Drive Rivet Pipe Clips are ideal for use in applications where the work area is only accessible from one side. The rivet expands in the hole as the drive pin is pushed inwards, locking the clip firmly into place.

Type 1 has a central rivet. Type 2 has an offset rivet.

Typical applications include domestic appliances, motor vehicles, electrical equipment and air conditioning.

Materials - Nylon or Acetal.
Typical Colours - Natural, Black.

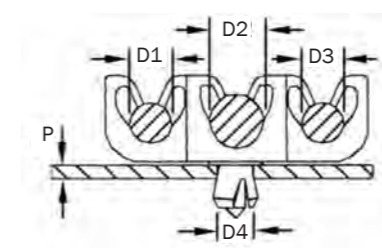


Drive Rivet Pipe Clips - Triple

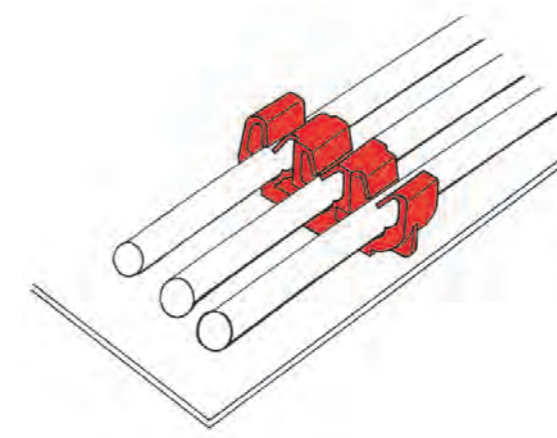
These triple Drive Rivet Pipe Clips are ideal in applications where the work area is only accessible from one side. The Rivet expands in the hole as the drive pin is pushed inwards, locking the clip firmly into place.

Typical applications include domestic appliances, motor vehicles, electrical equipment and air conditioning.

Materials - Nylon or Acetal.
Typical Colour - Black.

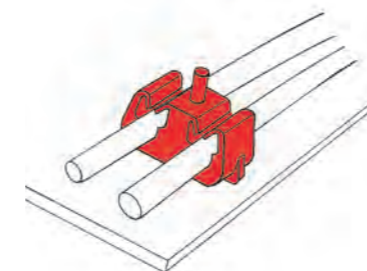
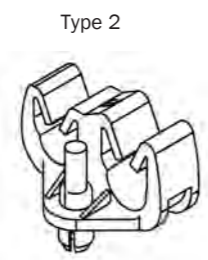
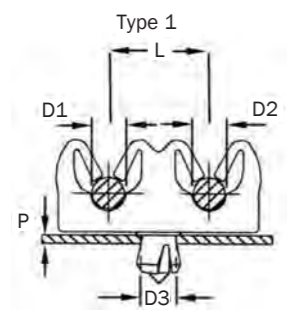


D1	D2	D3	P	D4	Part Number
4.8	4.8	4.8	0.5 - 2.5	6.5	CAC415
4.8	8.0	8.0	0.5 - 2.5	6.5	CAC446



Single

D1	D2	P	Type	Part Number
4.7 - 5.1	6.5	0.5 - 4.0	2	CAC301
4.8	6.5	0.5 - 3.0	1	CAC332
4.8 - 6.0	6.5	0.5 - 3.0	2	CAC437
4.8 - 6.0	6.5	0.5 - 4.0	1	CAC615
8.0 - 10.0	6.5	0.5 - 4.5	1	CAC216
17.0 - 19.0	6.5	0.5 - 4.0	2	CAC439
25.0	6.9	4.0	1	CAC733
39.0 - 42.0	7.0	3.0 - 4.5	1	CAC611



Double

D1	D2	P	D3	L	Type	Part Number
4.8	4.8	0.5 - 3.0	6.5	14.0	1	CAC830
4.8 - 10.0	4.8 - 10.0	0.5 - 2.5	6.5	20.0	2	CAC448
6.0	6.0	0.5 - 3.0	6.5	14.0	1	CAC442
6.0 - 10.0	6.0 - 10.0	0.5 - 4.0	6.5	16.5	2	CAC444
6.6	6.6	0.7 - 4.0	6.5	10.0	1	CAC699
8.0	8.0	0.5 - 2.5	6.5	22.0	1	CAC447
8.0	10.0	0.5 - 2.5	6.5	18.4	2	CAC449
13.0 - 15.0	13.0 - 15.0	0.5 - 4.0	6.5	19.0	2	CAC663

Corrugated Conduit Clips



Fir Tree Fitting

W Button Fitting

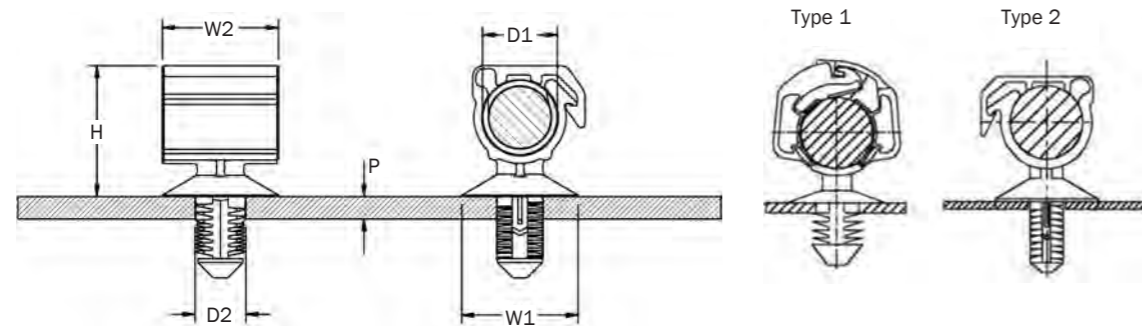
This push-in range of self-mounting Conduit Clips has been designed to easily secure corrugated conduit onto panels without the need for additional fasteners.

The clip opens easily for installation and removal, and snaps shut to secure the majority of popular conduit sizes.

The Fir Tree Fitting Type 1 has a clam-type closing. Type 2 has a top throw over closing.

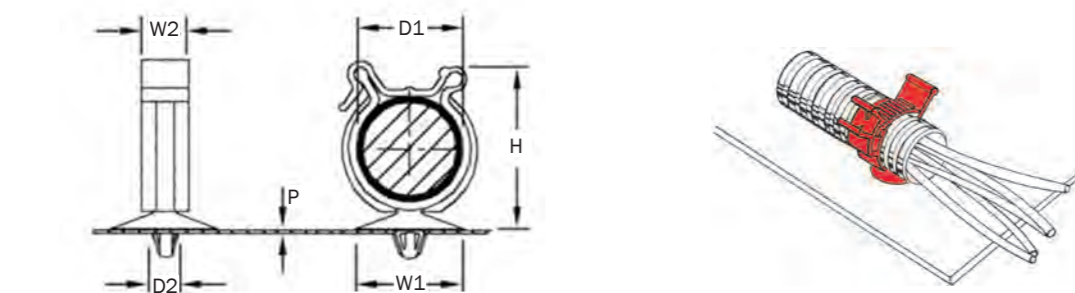
Typical applications include domestic appliances, motor vehicles and wiring looms.

Material - Nylon.
Typical Colour - Black.



Fir Tree Fitting

D1	D2	P	H	W1	W2	Type	Part Number
6.8 - 7.4	6.5	1 - 6	10.5	-	10	2	CTC001
7.1 - 9.9	6.5	1 - 6	19.0	15	10	1	CTC002
9.6 - 10.2	6.5	1 - 6	17.0	15	15	2	CTC003
11.5 - 12.7	6.5	1 - 6	23.0	18	10	1	CTC004
12.6 - 13.2	6.5	1 - 6	19.7	20	15	2	CTC005
15.5 - 16.1	6.5	1 - 6	23.0	20	20	2	CTC006
15.8 - 18.3	6.5	1 - 6	28.5	20	10	1	CTC007



W Button Fitting

D1	D2	P	H	W1	W2	Part Number
20.6 - 21.4	6.5	0.8 - 2.5	28.0	22	20	CTC008
25.1 - 25.9	6.5	0.8 - 2.5	32.5	22	20	CTC009



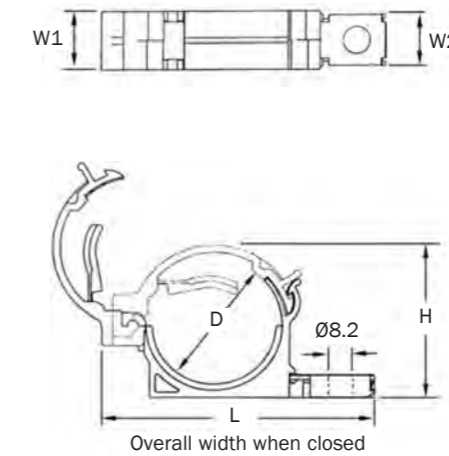
Corrugated Conduit Clips - Screw Mount

These clips are designed to hold corrugated conduit in heavy-duty applications where a secure fixing is necessary. The ribs on the clips are designed to locate in the groves of the conduit to prevent lateral movement.

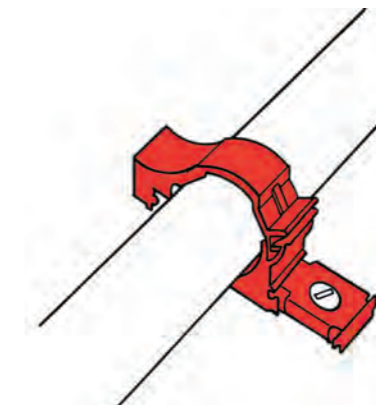
The clip snaps shut by means of a strong locking device and can be re-opened to allow positional adjustment if necessary. The fixing hole is surrounded by a steel reinforcement cage which provides an extremely strong fixing point.

Typical applications include motor vehicles, agricultural machinery, wiring looms and production equipment.

Materials - Nylon, Mild Steel.
Typical Colour - Black.



D	H	L	W1	W2	Part Number
28 - 30	36	64.5	18	16	CAC608
30 - 32	42	70.5	18	16	CAC607



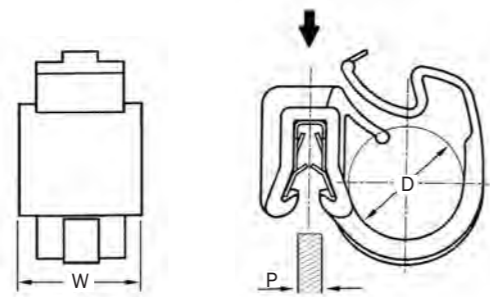


Plastic Edge Type Cable and Pipe Clips - Metal Insert


These clips combine the benefits of a nylon pipe clip with the extra gripping strength of a carbon steel insert. There are slight differences in the design, but all have the same benefits - they are simply tapped onto a panel edge, and the special arms ensure that the pipes or cables are retained safely inside the clip.

Typical applications include motor vehicles, domestic appliances, electrical equipment, boats and caravans.

Materials - Nylon (Clip), Coated Carbon Steel (Insert).
Typical Colour - Black.



D	P	W	Part Number
3.0 - 13.0	0.7 - 3.0	14.0	CAC710
3.0 - 13.0	3.5 - 4.5	14.0	CAC600
13.0	2.0	14.0	CAC601
14.0	2.0	14.0	CAC602
15.0	2.0	14.0	CAC603
15.0 x 26.0	2.0	14.0	CAC605
23.0	2.0	14.0	CAC604



2-Way



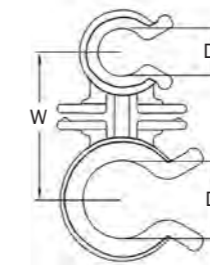
1 + 2-Way

Flexible Swivel Clips

These clips offer the features of a traditional swivel clip with the innovation of a flexible "joint" which allows nearly 360° of swivel movement in a cost-saving, one-piece injection-moulded part.

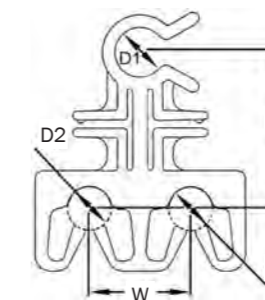
The illustration shows typical types, and the table shows parts already in use with large automotive customers. We welcome enquiries for other sizes and combinations where our customers are looking to obtain cost savings and where quantities are substantial enough to merit the cost of new tooling.

Material - Nylon.
Typical Colour - Black.



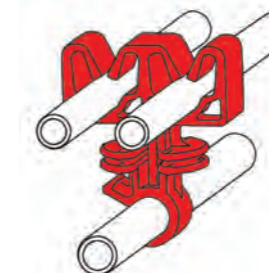
2-Way

D1	D2	W	Part Number
6.0 - 6.5	9.5 - 10.5	15.0	CSC231
9.0	16.0 - 18.0	22.5	CSC232
11.0 - 13.0	16.0 - 18.0	26.0	CSC233



1 + 2-Way

D1	D2	D3	H	W	Part Number
6.0	4.8 - 5.3	4.8 - 5.3	18.5	12.6	CSC234
10.0	4.8 - 5.3	4.8 - 5.3	17.5	12.9	CSC235
13.0 - 14.0	4.8 - 5.3	4.8 - 5.3	22.4	12.6	CSC236



Cable and Pipe Clip Retainers



Designed to fasten to any convenient metal flange to hold a Grommet or, alternatively, a Fir Tree or W Button type Cable/Pipe Clip.

When used in this way, the combination of the two fasteners provides an insulated stand-off position allowing pipe runs to follow a natural contour without chafing.

Available with a 90° angle or straight.

Typical applications include electrical equipment and domestic appliances.

Material - Austempered Carbon Steel.

Omega Clips



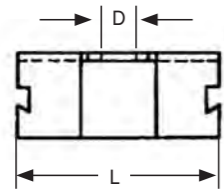
These simple to install Omega Clips wrap around a single or bundle of cables, and when pushed into the panel will secure cables firmly into place.

Typical applications include electrical equipment, domestic appliances, telephone systems and audio equipment.

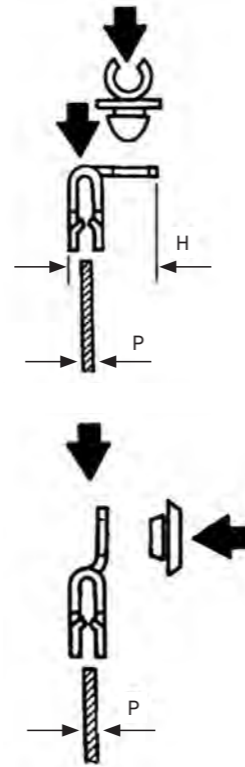
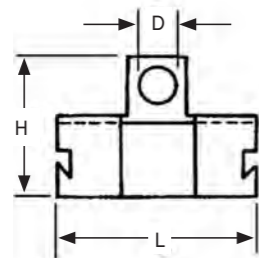
Material - Nylon.

Typical Colours - Black, Natural, Blue.

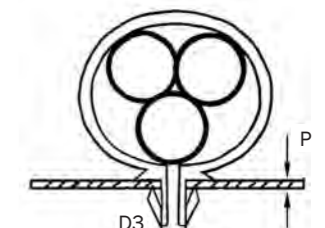
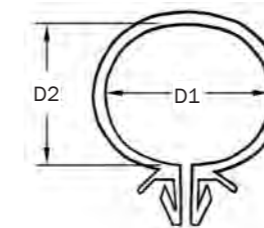
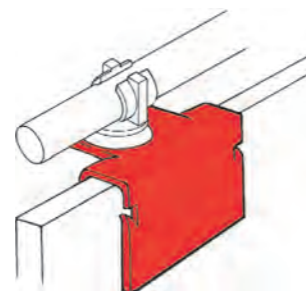
Type 1 - 90°



Type 2 - Straight



P	D	H	L	Type	Part Number
0.5 - 2.0	6.1	13.4	33.0	1	CCR001
0.7 - 2.0	6.7	22.0	28.0	2	CCR011
1.5 - 3.0	6.7	21.8	28.0	2	CCR020
1.6 - 2.5	6.3	14.0	29.0	1	CCR044
2.0 - 2.5	6.5	18.0	26.0	1	CCR045
2.0 - 5.0	6.4	22.8	25.0	1	CCR041
4.0 - 4.5	7.1	17.1	33.0	1	CCR031
4.0 - 5.5	6.7	17.1	33.0	1	CCR032



D1	D2	D3	P	Part Number
7.5	7.5	6.2	2.0	CAC725
7.8	6.0	6.5	0.5 - 1.2	CAC588
14.5	11.0	6.5	0.7 - 2.0	CAC590
16.5	12.8	6.0 - 7.0	0.5 - 2.0	CAC105
16.8	13.5	6.5	0.7 - 2.0	CAC400
18.5	15.5	6.5	0.7 - 2.0	CAC401



Wiring Harness Supports - W Button Type



W Button Wiring Harness Supports are fixed into a pre-drilled hole in a panel, and support the cable loom running within a vehicle, domestic appliance or other electrical equipment.

Cables can be fixed to the Harness Support by tape or by using cable ties.

Typical applications include heavy goods vehicles, railway rolling stock, cars, computers, telephone exchanges and boats.

Material - Nylon.
Typical Colour - Black.

Wiring Harness Supports - Fir Tree Type

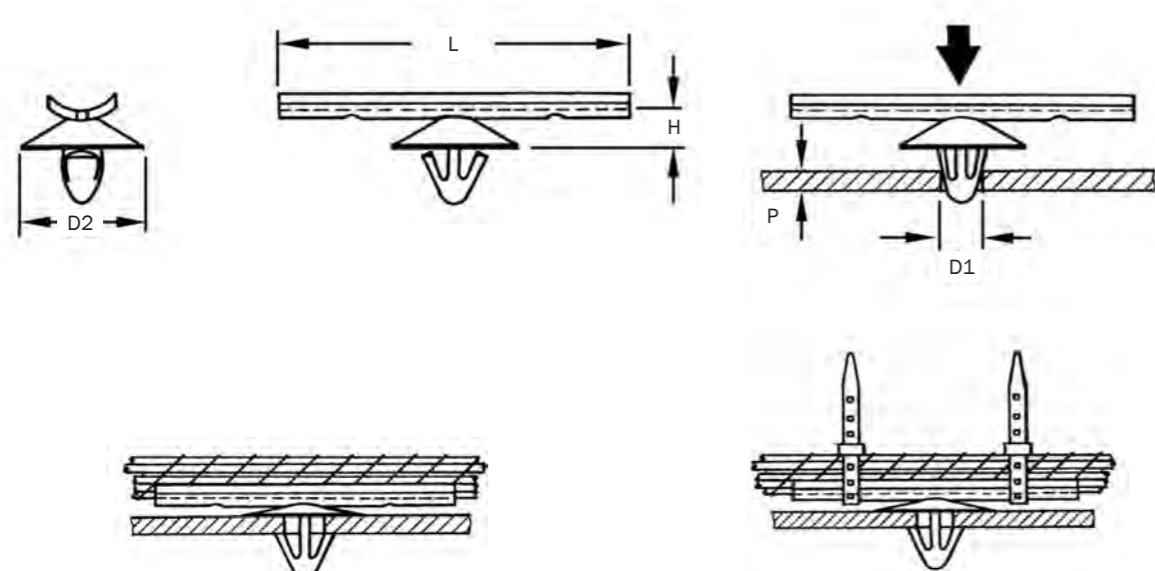


Fir Tree Wiring Harness Supports are fixed into a pre-drilled hole in a panel, and support the cable loom running within a vehicle, domestic appliance or other electrical equipment.

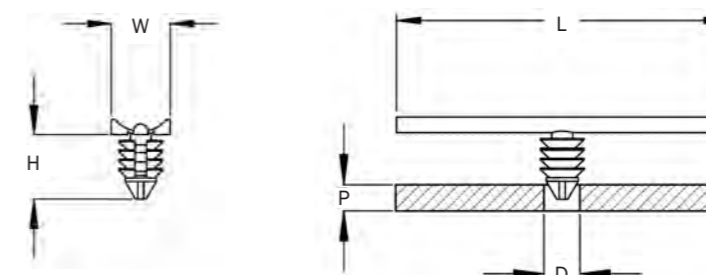
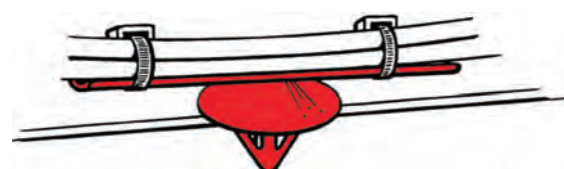
Cables can be fixed to the Harness Support by tape or by using cable ties.

Typical applications include heavy goods vehicles, railway rolling stock, cars, computers, telephone exchanges, boats and audio equipment.

Material - Nylon.
Typical Colour - Natural.



P	D1	D2	H	L	Part Number
0.7 - 2.0	6.7	18	5.2	50	CAC263
0.8 - 3.0	7.0	14	5.0	50	CAC117



P	D	H	L	W	Part Number
0.5 - 5.0	6.5	11.1	24.1	10.1	CAC333
0.6 - 2.5	6.5	10.9	55.0	10.0	CAC300
0.6 - 5.0	6.5	11.0	36.3	9.7	CAC334
0.6 - 7.0	6.5	17.6	56.0	16.0	CAC711


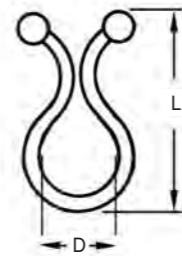
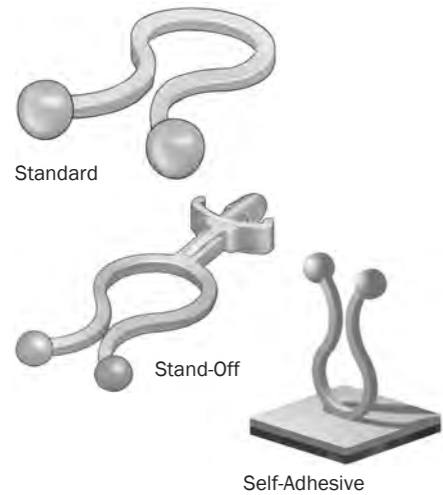


Twist Type Wire Ties

Just one quick twist secures these Wire Ties to hold cables, pipes and cords securely. A reverse twist releases them just as easily. This range caters for in-air and panel fixing applications.

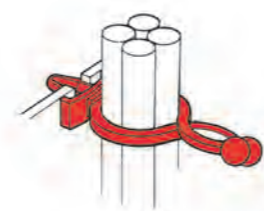
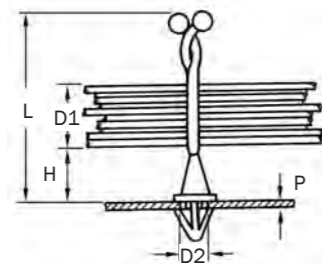
Typical applications include electrical equipment, domestic appliances, telephone systems, air conditioning and audio equipment.

Material - Nylon.
Typical Colours - Natural, Black.



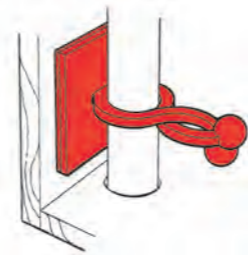
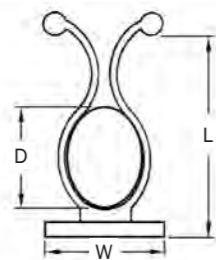
Standard

D	L	Part Number
4.0 - 6.5	20.0	WIT001
7.0 - 9.5	25.0	WIT002
10.0 - 13.0	29.3	WIT028
13.0 - 16.5	34.0	WIT027
16.5 - 20.0	40.0	WIT019
17.5 - 19.8	40.2	WIT017
20.0 - 26.0	45.5	WIT020



Stand-Off

D1	D2	P	H	L	Part Number
4.0 - 6.5	4.8	0.5 - 1.2	1.8	18.7	WIT010
6.0	4.8	0.5 - 2.0	31.0	52.0	WIT021
11.0	4.8	0.5 - 2.0	4.0	34.0	WIT022
11.0	4.8	0.5 - 2.0	18.0	48.0	WIT023



Self-Adhesive

D	L	W	Part Number
7.0 - 10.0	27.5	17.4 x 17.4	WIT025

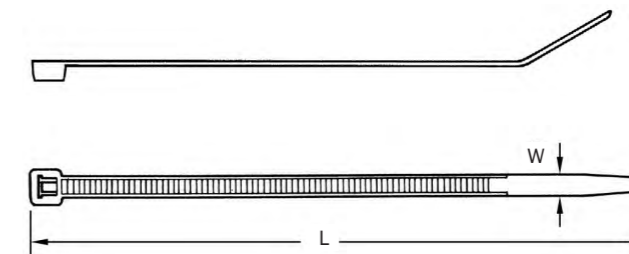
Standard Cable Ties - Continued on page 64

These Standard Cable Ties are non-corrosive and are designed to secure loose cables and wires in electrical equipment. Installation tools are also available, please speak to our sales team for further information.

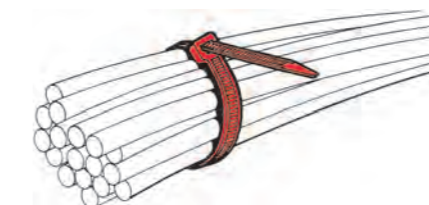
B = Maximum Bundle Diameter.
S = Minimum Strength Kg.

Material - Nylon.
Typical Colours - Black, Natural.

CAT099, CAT105 and CAT111 are available in black, blue, green, red and



L	W	B	S	Part Number
75	2.4	15	8	CAT098
100	2.5	22	8	CAT099
120	2.5	28	8	CAT100
120	3.2	27	18	CAT101
120	4.8	24	22	CAT102
140	3.6	30	18	CAT202
142	2.5	35	8	CAT103
142	3.2	34	18	CAT104
150	3.6	36	18	CAT105
150	7.6	36	55	CAT192
165	2.5	43	8	CAT107
160	4.8	36	22	CAT106
180	3.6	46	18	CAT108
200	2.5	50	8	CAT109
200	3.6	50	18	CAT183
200	4.8	50	22	CAT178
203	7.6	52	55	CAT112
203	3.2	53	18	CAT110
203	4.6	52	22	CAT111
240	7.6	61	55	CAT113
250	3.6	68	18	CAT114
250	4.8	68	22	CAT141





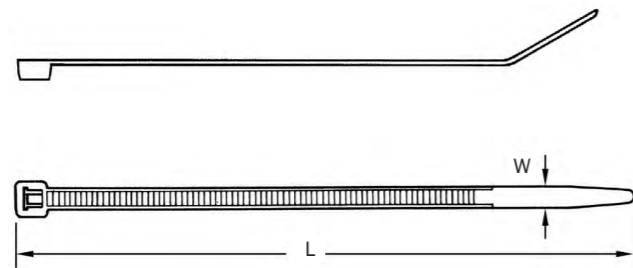
Standard Cable Ties - Continued from page 63

These Standard Cable Ties are non-corrosive and are designed to secure loose cables and wires in electrical equipment. Installation tools are also available, please speak to our sales team for further information.

B = Maximum Bundle Diameter.
S = Minimum Strength kg.

Material - Nylon.
Typical Colours - Black, Natural.

CAT099, CAT105 and **CAT111** are available in black, blue, green, red and yellow. **CAT264** is available in blue, green, red and yellow.



L	W	B	S	Part Number
280	4.8	77	22	CAT115
280	7.6	74	55	CAT116
295	3.6	75	18	CAT184
295	4.8	75	22	CAT179
300	4.8	83	22	CAT264
300	7.6	80	55	CAT117
310	4.8	86	22	CAT118
340	7.6	92	55	CAT119
368	3.6	105	18	CAT120
370	4.8	100	22	CAT121
370	7.6	105	55	CAT177
380	7.6	105	55	CAT122
385	4.8	110	22	CAT123
432	4.8	125	22	CAT124
450	8.0	128	80	CAT125
450	9.0	115	79	CAT203
550	8.0	160	80	CAT126
550	9.0	140	79	CAT204
550	12.7	159	114	CAT127
762	9.0	190	79	CAT205



Releasable Cable Ties

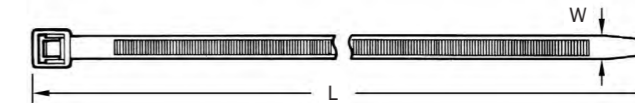
These Cable Ties are easily assembled by hand and remain locked until intentionally released by the finger catch. They can be used in a variety of applications where temporary fastening or servicing/replacement is required.

Each Cable Tie has a tapered tip to ensure simple and quick installation. Installation tools are also available.

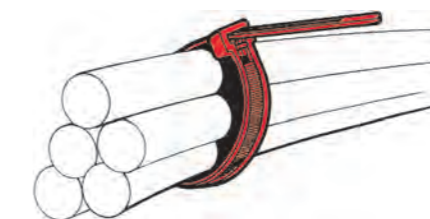
Typical applications include electrical equipment, motor vehicles, domestic appliances, lawn mowers, computers and telephone systems.

B = Maximum Bundle Diameter.
S = Minimum Strength Kg.

Material - Nylon.
Typical Colours - Black, Natural.



L	W	B	S	Part Number
100	3.6	25	18	CAT168
125	7.6	30	23	CAT128
150	4.7	39	22	CAT169
150	8.0	35	22	CAT129
200	4.7	55	22	CAT170
200	8.0	50	22	CAT130
250	4.8	74	22	CAT171
250	7.5	68	20	CAT043
300	4.8	88	22	CAT172
300	8.0	80	22	CAT131
370	4.8	102	22	CAT173



Cable Ties with Mounting Head

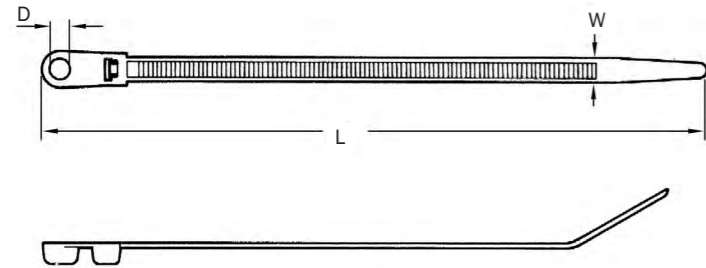


Designed to secure loose cables and wires, these Cable Ties feature a mounting head and fixing hole for ease of assembly.

Typical applications include electrical equipment, motor vehicles, domestic appliances, lawn mowers, computers, telephone systems, wiring assemblies and caravans.

B = Maximum Bundle Diameter.
S = Minimum Strength Kg.

Material - Nylon.
Typical Colours - Black, Natural.



L	W	B	S	D	Part Number
100	2.5	25	8	3.1	CAT132
155	3.7	40	18	4.6 - 5.0	CAT133
205	4.2	60	22	4.6 - 5.0	CAT134
370	4.8	102	22	4.6 - 5.0	CAT135
400	7.9	122	55	4.6 - 5.0	CAT136

Self-Adhesive Cable Ties

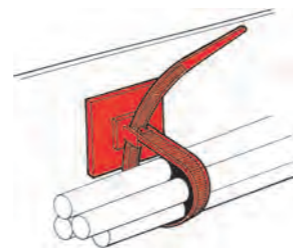
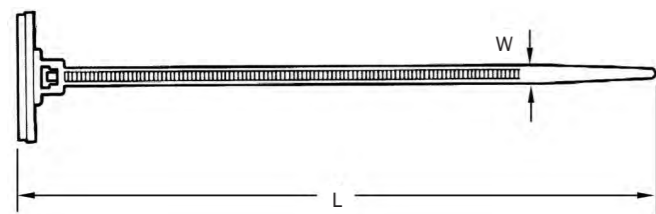


This one-piece Self-Adhesive Cable Tie replaces a cable tie and separate cradle, and is designed to offer a quick and simple fixing by hand or with a standard installation tool.

Typical applications include electrical equipment, domestic appliances, lawn mowers, computers, telephone systems and air conditioning.

B = Maximum Bundle Diameter.
S = Minimum Strength Kg.
Self-Adhesive Pad Size 19 x 10.

Material - Nylon.
Typical Colour - Natural.



L	W	B	S	Part Number
100	2.5	16	8	CAT053

Panel Fixing Cable Ties

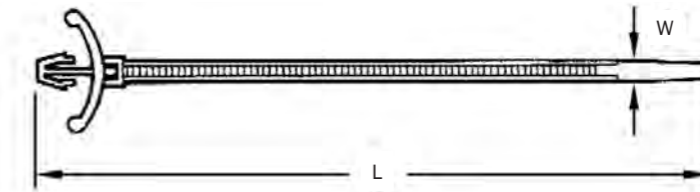


These Panel Fixing Ties are designed to be fixed into a pre-punched or drilled hole using either an integral arrow nose or drive rivet. Available as a standard or releasable Cable Tie - which remains locked until intentionally released by the finger catch - they are easily assembled by hand or by using our standard cable tie installation tools.

Typical applications include electrical equipment, motor vehicles, domestic appliances, lawn mowers, computers and telephone systems.

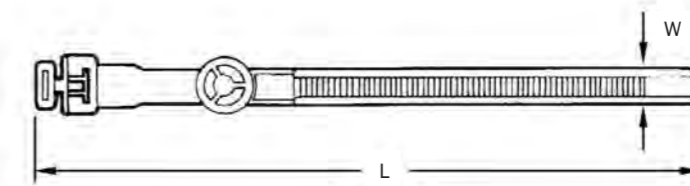
B = Maximum Bundle Diameter.
H = Panel Fixing Hole Diameter.
P = Maximum Panel Thickness.
S = Minimum Strength Kg.

Material - Nylon.
Typical Colours - Natural, Black.



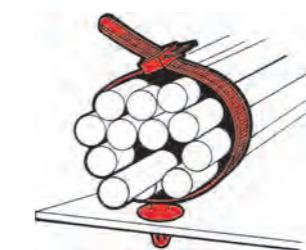
Arrow Nose

Description	L	W	B	H	P	S	Part Number
Standard	100	2.5	16	4.8	3.0	8.2	CAT047
Releasable	150	8.0	37	5.4	1.6	13.0	CAT137
Standard	155	3.5	40	4.8	3.0	18.0	CAT154
Standard	210	4.7	44	6.4 - 7.1	1.0 - 3.6	23.0	CAT257
Releasable	215	4.6	50	8.0	2.5	23.0	CAT048



Drive Rivet

Description	L	W	B	H	P	S	Part Number
Releasable	180	8.0	44	6.5	2.5	23	CAT050
Releasable	187	9.0	40	6.5	0.5 - 3.0	-	CAT080





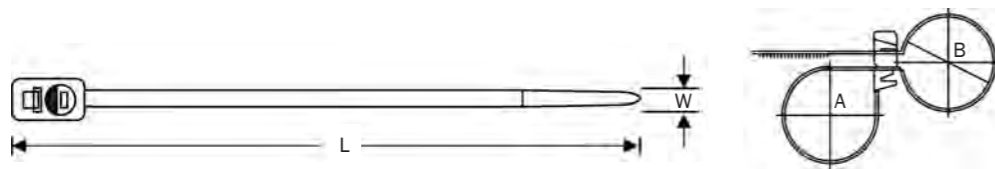
Double-Headed Cable Ties

The Double Loop Cable Tie is ideal where a secondary loop is required to serve as a positioning device for a single bundle or the installation of a second parallel cable run without the need for additional cable ties.

Typical applications include electrical equipment, motor vehicles, domestic appliances, lawn mowers, computers and telephone systems.

A, B = Maximum Bundle Diameter.
S = Minimum Strength Kg.

Material - Nylon.
Typical Colours - Black, Natural.



L	W	S	A	B	Part Number
200	4.8	22	47	45	CAT301
300	4.8	22	72	70	CAT302



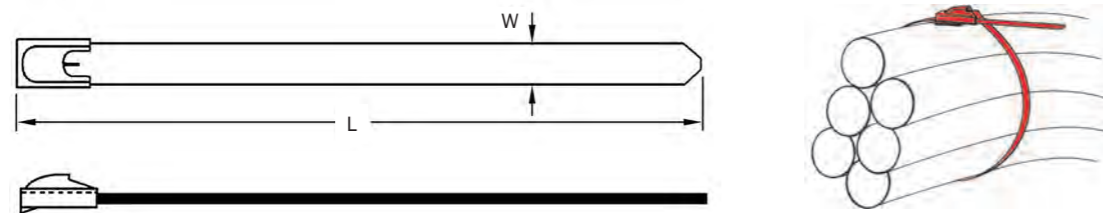
Stainless Steel Cable Ties

These Cable Ties are manufactured from AISI 316 stainless steel strip, with a roller ball locking device for high-tension holding applications. They are ideal for use in areas subject to high-corrosion or chemical attack, and are particularly suitable for use near water or where there may be salt spray exposure. They also offer exceptional resistance to all types of weathering.

Typical applications include aircraft, power plants, mines, tunnels and oil or gas platforming.

B = Maximum Bundle Diameter.
S = Minimum Strength Kg.

Material - Stainless Steel AISI 316.



L	W	B	S	Part Number
200	4.45	50	46	CAT186
200	7.96	50	114	CAT187
368	7.96	102	114	CAT189
370	4.45	102	46	CAT188



Edge Panel Fixing Cable Ties

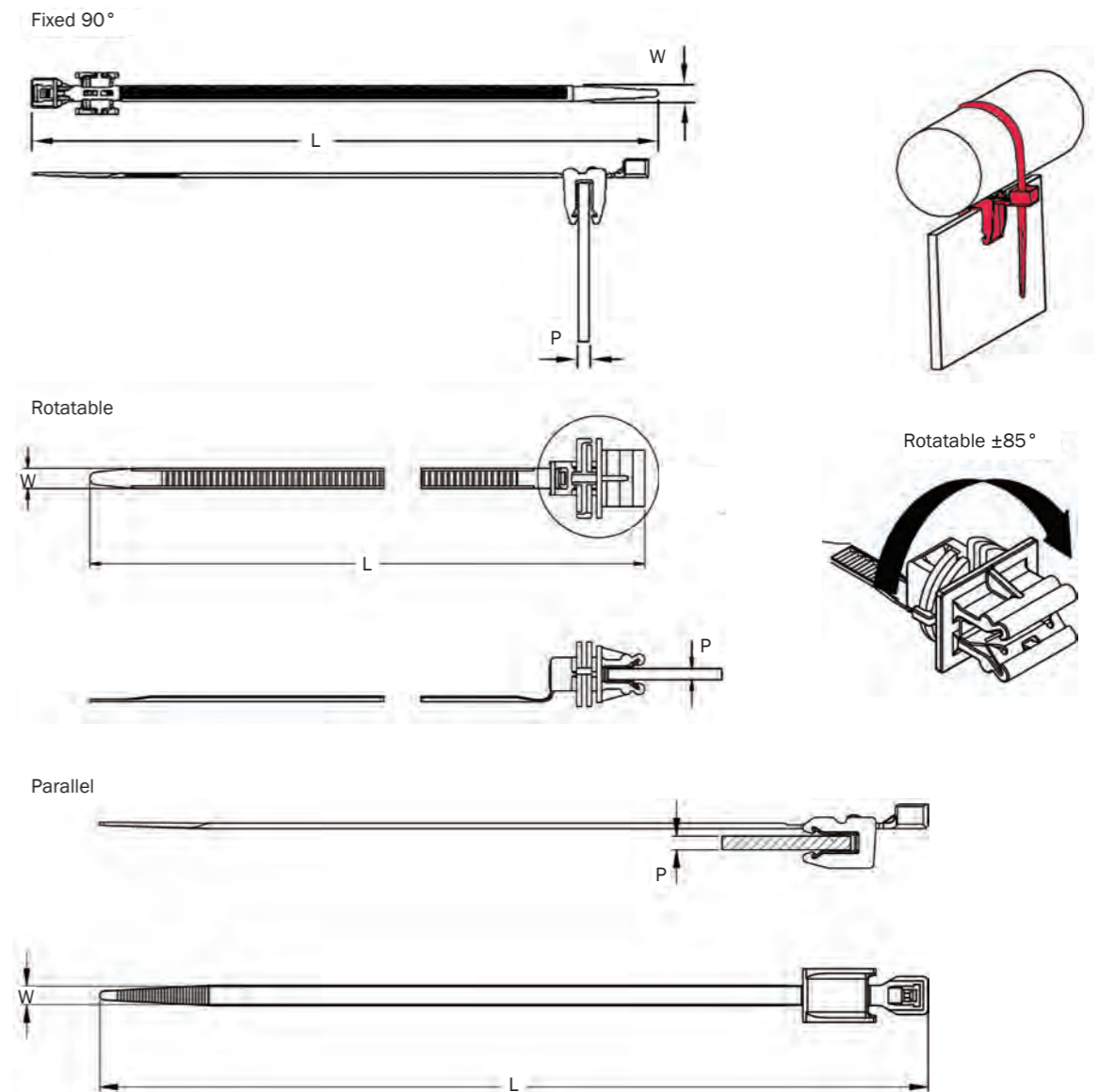
This range of Edge Panel Fixing Cable Ties has been specifically designed to mount onto a panel without the use of a fixing hole. The carbon steel insert will grip securely to most panel materials.

The parallel fixing allows the pipe to be held close to the face of the panel, while the 90° and rotatable versions hold the pipe to the panel edge.

Typical applications include motor vehicles, domestic appliances, lawn mowers, electrical equipment and agricultural equipment.

B = Maximum Bundle Diameter.

Material - Nylon 66 (Cable Tie), Carbon Steel (Insert).
Typical Colour - Black.



Description	W	L	P	B	Part Number
Fixed 90°	4.5	180	1.5 - 3.5	43	CAT226
Rotatable	4.5	182	0.7 - 2.5	40	CAT228
Parallel	4.5	186	1.5 - 3.5	43	CAT227

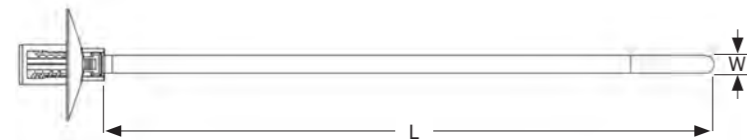
5mm Weld Stud Fixing Cable Ties

Designed to fit industry-standard 5mm Weld Studs, this range of Cable Ties enables pipes and cables to be anchored without the need for fixing holes.

Typical applications include vehicle wiring harnesses and pipes, industrial equipment and domestic appliances.

B = Maximum Bundle Diameter.

Material - Nylon.
Typical Colour - Black.



Type 1



Type 2




Type 3



Type 4



W	L	B	Type	Part Number
4.5	175	40	Type 3	CAT230
4.5	180	38	Type 4	CAT219
4.8	169	40	Type 1	CAT231
4.8	170	40	Type 2	CAT229



Cable Tie Installation Tools

Cable Tie Installation Tool - Plastic

CAT152 - for Cable Tie widths 2.5mm to 5.0mm

This lightweight Cable Tie Installation Tool is designed for use in low volume and service applications. Tensioning is pre-set and surplus cable tie is cut off by twisting the tool. This type of tool is best suited for lightweight ties and/or small volume applications.

Cable Tie Installation Tool - Metal

CAT181 - for Cable Tie widths 2.5mm - 5.0mm

This Cable Tie Installation Tool has a metal housing and is robust, yet also lightweight and comfortable to use for all general production applications.

This tool features adjustable tensioning and automatic cut-off of excess cable tie.



Plastic Tool



Metal Tool



Description	Part Number
Plastic Tool	CAT152
Metal Tool	CAT181

Push-In Cable Tie Mounting Bases

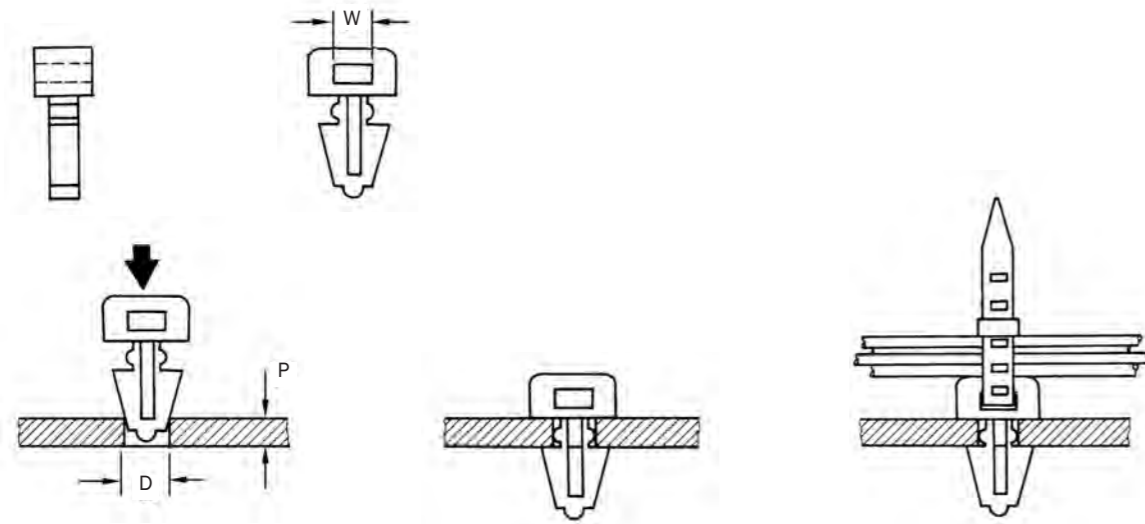


These Push-In Mounting Bases are intended for use in pre-drilled holes and provide a fixing for cable ties up to 8mm wide. Once inserted through or into the hole, the mounting base is locked into place.

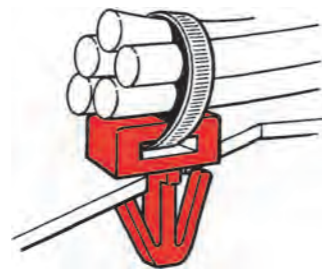
Typical applications include wiring installations, domestic appliances, electrical equipment, telephone systems, computers and motor vehicles.

Type 1 = W Button Style.
Type 2 = Fir Tree Style.

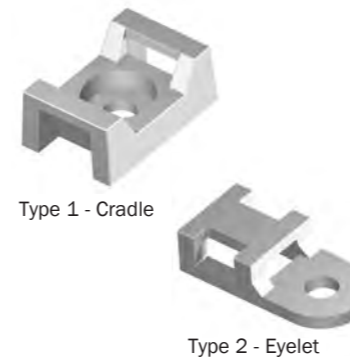
Material - Nylon.
Typical Colours - Natural, Black.



W	D	P	Type	Part Number
3.8	4.8	0.5 - 1.6	1	CAT155
5.0	7.6	-	2	CAT252
6.6	6.5	2.5 - 2.6	1	CAT175
7.0	6.0	0.9 min	2	CAT174
8.1	6.2	0.5 - 1.2	1	CAT093
8.0	6.4	1.8	1	CAT035



Screw Fix Cable Tie Mounting Bases



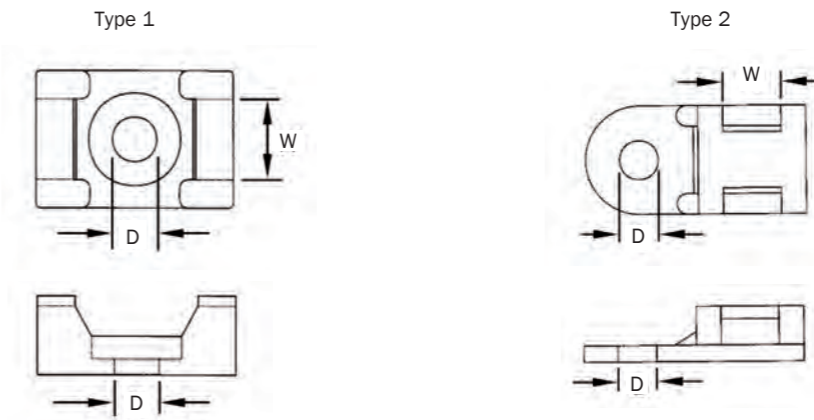
Type 1 - Cradle

Type 2 - Eyelet

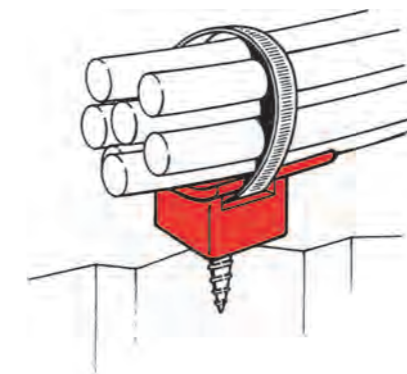
These Screw Fix Cable Tie Mounting Bases hold cables and harnesses clear of the panel surface. The Eyelet type can be used with cable ties up to 5mm wide, and the Cradle type is suitable for ties up to 9mm wide.

Typical applications include wiring installations, domestic appliances, electrical equipment, telephone systems, computers and motor vehicles.

Material - Nylon.
Typical Colour - Natural.



W	D	Type	Part Number
5.0	3.7	2	CAT092
5.0	4.3	2	CAT262
9.0	5.2	1	CAT265
9.0	6.1	1	CAT260
9.0	6.3	1	CAT091
9.0	6.4	1	CAT261





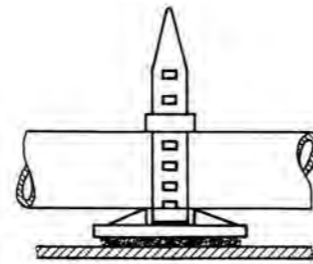
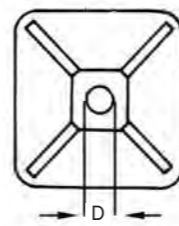
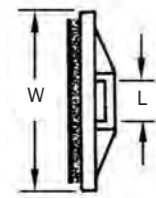
Self-Adhesive Cable Tie Mounting Bases

These Self-Adhesive Bases accommodate cable ties of up to 5mm wide, and will bond securely and permanently to most surfaces. For additional strength, a number of these bases come with a centre hole to facilitate fixing with a wood screw or self-tapping screw.

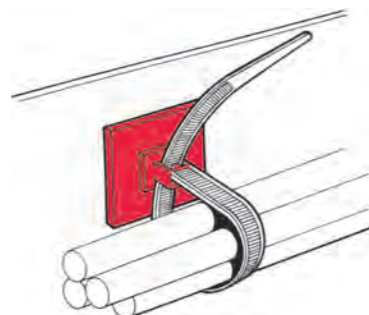
C = Maximum Cable Tie Width.

Typical applications include telephone systems, domestic appliances, electrical equipment, caravans, boats and motor vehicles.

Material - Nylon.
Typical Colours - Natural, Black.



Description	L	W	D	C	Part Number
With Fixing Hole	4.0	19.0 x 19.0	4.6	3.5	CAT056
Without Fixing Hole	4.5	20.0 x 20.0	-	4.4	CAT094
Without Fixing Hole	4.8	21.0 x 21.0	-	4.7	CAT095
With Fixing Hole	5.0	25.0 x 25.0	4.8	4.8	CAT208
With Fixing Hole	5.5	25.0 x 25.0	5.5	5.0	CAT206
With Fixing Hole	5.5	28.0 x 28.0	6.0	5.0	CAT096



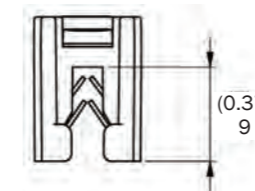
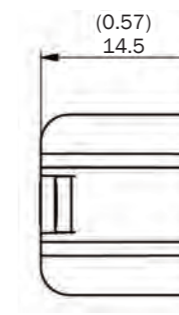
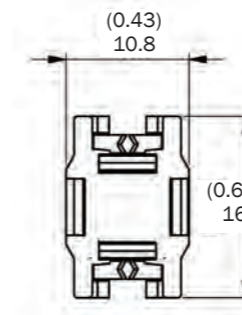
Edge-Fitting Cable Tie Mounting Bases

These Edge-Fitting Cable Tie Mounting Bases accommodate cable ties of up to 4.8mm wide, and the two entry points allow the cable tie to be mounted along the panel or at 90° to the panel edge.

C = Maximum Cable Tie Width.
P = Panel Thickness.

Typical applications include domestic appliances, electrical equipment, boats, motor vehicles and caravans.

Materials - Stainless Steel Insert with Nylon 66 Housing.
Typical Colour - Black.



P	C	Part Number
0.8 - 3.0	4.8	CAT266

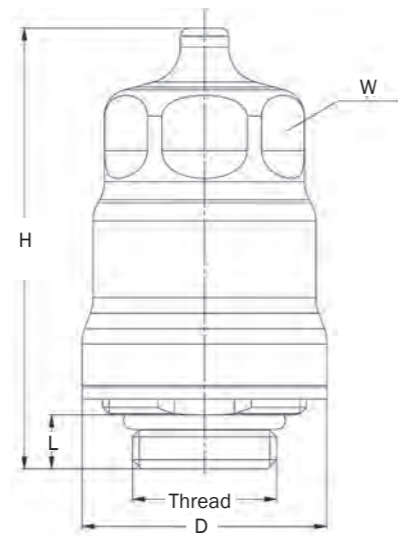


Stainless Steel Hygienic Cable Glands

These Stainless Steel Hygienic Cable Glands are used in applications where the deposit of bacteria and microorganisms must be avoided, e.g the food, pharmaceutical and chemical industry.

The enclosure has no corners or edges nor any exposed external thread and stands out in particular by having easy-to-clean, smooth outer surfaces. The cable gland is made of EHEDG and FDA compliant materials and has been constructed in accordance with EHEDG guidelines. This guarantees a high resistance against the most common cleaning agents currently in use.

Material - 316 Stainless Steel.



Thread	Diameter	D	H	L	W	Part Number
M12 x 1.5	3.5 - 6.5	21.0	30.0	6.0	14.0	CAG161
M16 x 1.5	5.0 - 10.0	27.0	34.0	6.0	18.0 / 20.0	CAG162
M20 x 1.5	10.0 - 14.0	33.0	34.5	6.0	24.0	CAG163
M25 x 1.5	13.0 - 18.0	40.0	41.5	6.0	27.0 / 30.0	CAG164



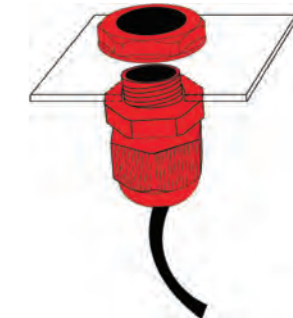
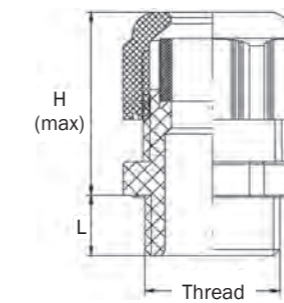
Cable Glands

These Cable Glands secure and protect cables when passing through metal panels and electrical products. Designed to meet IP68 requirements when used in conjunction with our O-Rings, they are used throughout the domestic appliance and electrical industries.

Brass Cable Glands come complete with O-Rings. Lock Nuts are supplied separately - see page 78.

Diameter refers to the size of the cable passing through the gland.

Materials - Nylon (Nylon Cable Gland), Nickel Plated Brass (Brass Cable Gland).
Typical Colour - Black (Nylon Cable Gland).



Nylon

Thread	Diameter	L	H	Part Number
M12 x 1.5	3.0 - 6.5	8.0	21.0	CAG041
M16 x 1.5	4.0 - 8.0	8.0	22.0	CAG042
M16 x 1.5	5.0 - 10.0	8.0	25.0	CAG043
M20 x 1.5	6.0 - 12.0	9.0	27.0	CAG044
M20 x 1.5	10.0 - 14.0	10.0	28.5	CAG045
M25 x 1.5	13.0 - 18.0	11.0	31.5	CAG046
M32 x 1.5	18.0 - 25.0	11.0	40.0	CAG047
M40 x 1.5	22.0 - 32.0	13.0	48.0	CAG048
M50 x 1.5	32.0 - 38.0	13.0	49.0	CAG049
M63 x 1.5	37.0 - 44.0	14.0	49.0	CAG050

Brass

Thread	Diameter	L	H	Part Number
M12 x 1.5	3.0 - 6.5	6.0	19.5	CAG032
M16 x 1.5	4.5 - 10.0	6.0	22.0	CAG033
M20 x 1.5	6.0 - 12.0	6.0	24.5	CAG034
M25 x 1.5	9.0 - 17.0	7.0	26.0	CAG036
M32 x 1.5	11.0 - 21.0	8.0	34.0	CAG037
M40 x 1.5	19.0 - 28.0	8.0	36.5	CAG038
M50 x 1.5	27.0 - 35.0	9.0	45.0	CAG039
M63 x 1.5	34.0 - 48.0	10.0	48.0	CAG040

Lock Nuts and O-Rings



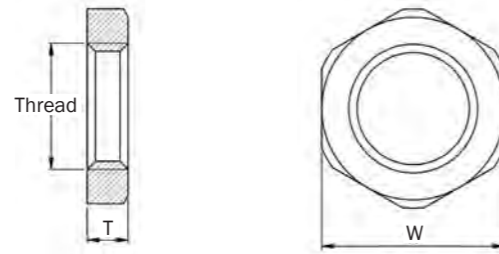
Lock Nut

O-Ring

These Lock Nuts are specifically designed for use with our metric range of Nylon and Brass Cable Glands. (See page 77).

Rubber O-Rings are supplied separately and are designed for use with our Nylon Cable Glands, enabling them to meet protection rating IP68. Brass Cable Glands come complete with O-Rings.

Materials - Nylon (Nylon Lock Nuts), Nickel Plated Brass (Brass Lock Nuts), Nitrile Rubber (O-Rings).
Typical Colour - Black (Lock Nut).

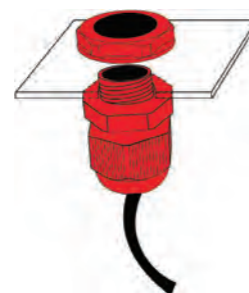


Nylon

Thread	T	W	Part Number	O-Ring
M12 x 1.5	5	17	NUT087	WAS347
M16 x 1.5	5	22	NUT088	WAS348
M20 x 1.5	6	27	NUT089	WAS349
M25 x 1.5	7	36	NUT090	WAS350
M32 x 1.5	7	41	NUT091	WAS351
M40 x 1.5	7	50	NUT092	WAS352
M50 x 1.5	8	60	NUT093	WAS353
M63 x 1.5	8	75	NUT094	WAS354

Brass

Thread	T	W	Part Number
M12 x 1.5	2.8	15	NUT079
M16 x 1.5	2.8	19	NUT080
M20 x 1.5	3.0	23	NUT081
M25 x 1.5	3.5	29	NUT082
M32 x 1.5	4.0	36	NUT083
M40 x 1.5	4.5	45	NUT084
M50 x 1.5	5.5	55	NUT085
M63 x 1.5	6.0	70	NUT086



Spring Steel Hose Clamps

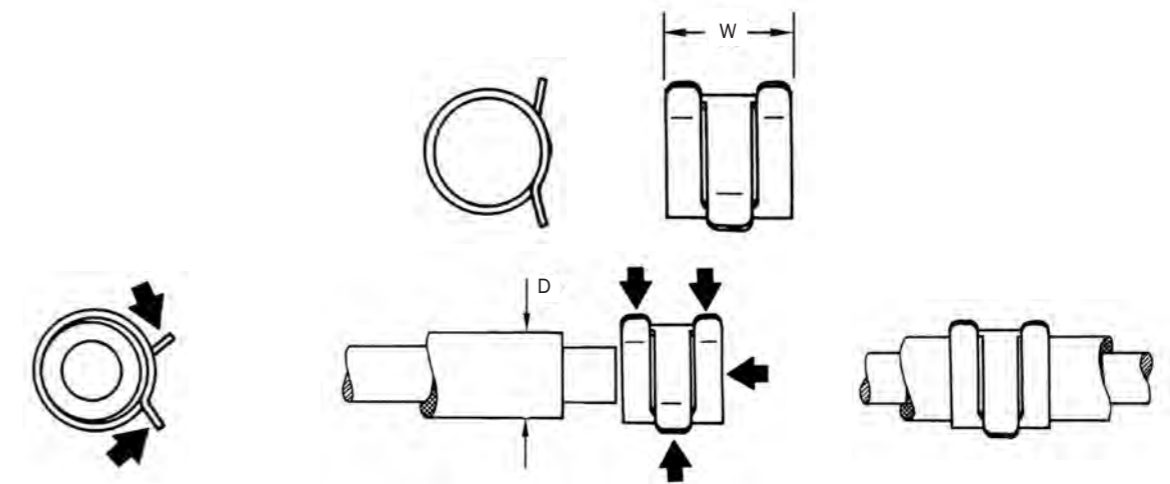


Spring Steel Hose Clamps are designed for the retention of low pressure, light-duty hoses. As the hose relaxes, the Hose Clamp compensates by maintaining its pressure on the assembly. Simply use a hand tool to assemble, remove or re-position. See page 82.

In view of the variation of Shore Hardness between hoses, we recommend that pull-off tests are carried out before a particular clamp is specified.

Typical applications include cars, heavy goods vehicles, air conditioning and agricultural equipment.

Material - Austempered Carbon Steel.



D	W	Part Number
7.0 - 7.5	6.0	HOB157
8.9 - 9.5	9.5	HOB158
9.5 - 10.5	9.5	HOB159
10.4 - 11.4	8.0	HOB993
10.5 - 12.5	14.5	HOB160
11.0 - 12.2	8.0	HOB161
12.5 - 13.5	14.5	HOB162
12.5 - 13.6	8.0	HOB163
13.5 - 15.0	8.0	HOB164
14.0 - 15.0	14.5	HOB990
15.0 - 17.0	12.0	HOB171
16.0	8.5	HOB307
17.0 - 19.0	8.0	HOB165
18.1 - 20.0	8.0	HOB166
18.1 - 20.0	14.0	HOB167
19.0 - 21.0	14.0	HOB991
19.5 - 22.0	8.0	HOB170



Double Ear Hose Clamps



Double Ear Hose Clamps are designed to meet European specifications to suit most metric and imperial sizes, ensuring a gas tight seal. Special hand pliers are available for installation of the clamps.

Typical applications include motor vehicles, domestic appliances and air conditioning.

Materials - Mild Steel, Stainless Steel.

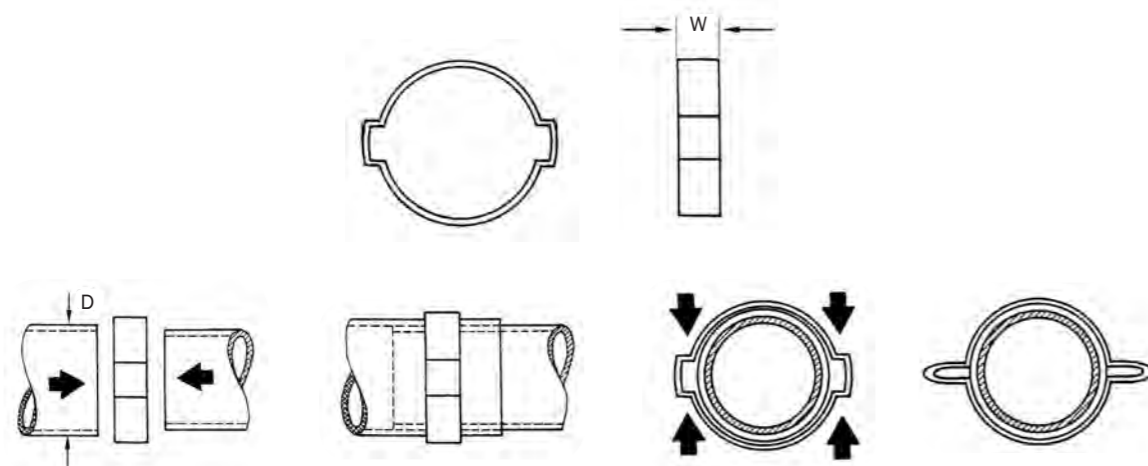
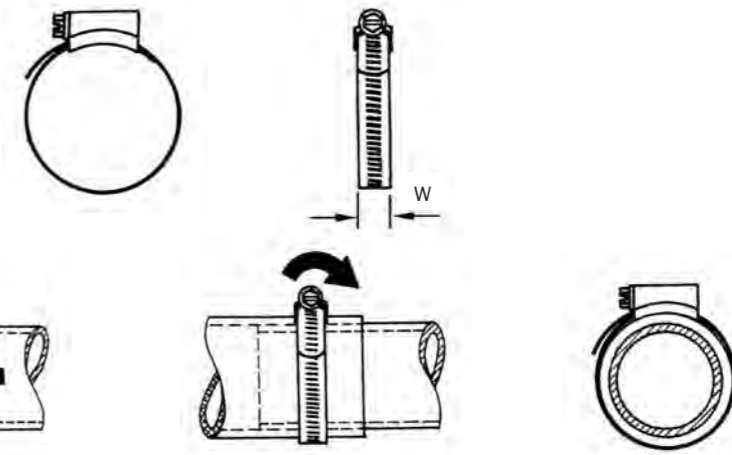
Worm Drive Hose Clamps



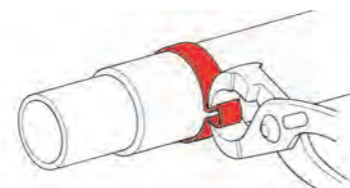
These Worm Drive Hose Clamps have a large adjustment range allowing them to be used on a wide variation of pipe sizes.

Typical applications include motor vehicles and agricultural equipment.


Material - Mild Steel.



D	W	Part Number
5.0 - 7.0	6.0	HOC106
7.0 - 9.0	6.0	HOC107
9.0 - 11.0	6.5	HOC108
10.0 - 12.0	6.5	HOC109
11.0 - 13.0	6.5	HOC110
13.0 - 15.0	7.0	HOC111
14.0 - 17.0	7.0	HOC112
15.0 - 18.0	7.5	HOC113
17.0 - 20.0	7.5	HOC114
18.0 - 21.0	8.0	HOC115
20.0 - 23.0	8.0	HOC116
22.0 - 25.0	8.5	HOC117
23.0 - 27.0	8.5	HOC118
25.0 - 28.0	9.0	HOC119
28.0 - 31.0	9.0	HOC120
31.0 - 34.0	9.5	HOC121
34.0 - 37.0	9.5	HOC122
37.0 - 40.0	10.0	HOC123
40.0 - 43.0	10.0	HOC124
43.0 - 46.0	10.0	HOC125



Description	D	W	Part Number
9mm Hose Clamp	8.0 - 12.0	9.0	HOC143
9mm Hose Clamp	10.0 - 16.0	9.0	HOC144
9mm Hose Clamp	12.0 - 20.0	9.0	HOC145
9mm Hose Clamp	12.0 - 22.0	9.0	HOC146
9mm Hose Clamp	16.0 - 27.0	9.0	HOC147
9mm Hose Clamp	20.0 - 32.0	9.0	HOC148
9mm Hose Clamp	23.0 - 35.0	9.0	HOC149
9mm Hose Clamp	32.0 - 50.0	9.0	HOC165
12mm Hose Clamp	16.0 - 27.0	12.0	HOC150
12mm Hose Clamp	20.0 - 32.0	12.0	HOC151
12mm Hose Clamp	23.0 - 35.0	12.0	HOC152
12mm Hose Clamp	25.0 - 40.0	12.0	HOC153
12mm Hose Clamp	30.0 - 45.0	12.0	HOC154
12mm Hose Clamp	40.0 - 55.0	12.0	HOC155
12mm Hose Clamp	40.0 - 60.0	12.0	HOC156
12mm Hose Clamp	60.0 - 80.0	12.0	HOC157
12mm Hose Clamp	70.0 - 90.0	12.0	HOC158
12mm Hose Clamp	80.0 - 100.0	12.0	HOC159
12mm Hose Clamp	90.0 - 110.0	12.0	HOC160
12mm Hose Clamp	110.0 - 130.0	12.0	HOC161
12mm Hose Clamp	120.0 - 140.0	12.0	HOC162
12mm Hose Clamp	130.0 - 150.0	12.0	HOC163
12mm Hose Clamp	140.0 - 160.0	12.0	HOC164



Double Ear Hose Clamp Installation Tools

A comprehensive range of tools for Double Ear Hose Clamp Installation. The tools shown here are suitable for low to medium production runs, but we can also offer a complete range of high-quality manual and pneumatic tools if required.

Please contact our sales office for further details or to arrange a demonstration.



HAP001



HAP002

Description	Part Number
Standard Pincer	HAP001
Side Closing Pincer	HAP002



Spring Steel Hose Clamp Installation Tool

The Spring Steel Hose Clamp Installation Tool shown here is suitable for low to medium production runs, but we can also offer a complete range of high-quality manual and pneumatic tools if required.

Please contact our sales office for further details or to arrange a demonstration.

Description	Part Number
Pliers	PLI002



Hose Clips - Ratchet Type - Continued on page 84

Made from Heat Stabilised and UV Stabilised Nylon 6.6, these one-piece Hose Clips are resistant to atmospheric corrosion and most common chemicals, including petrol, oils and greases.

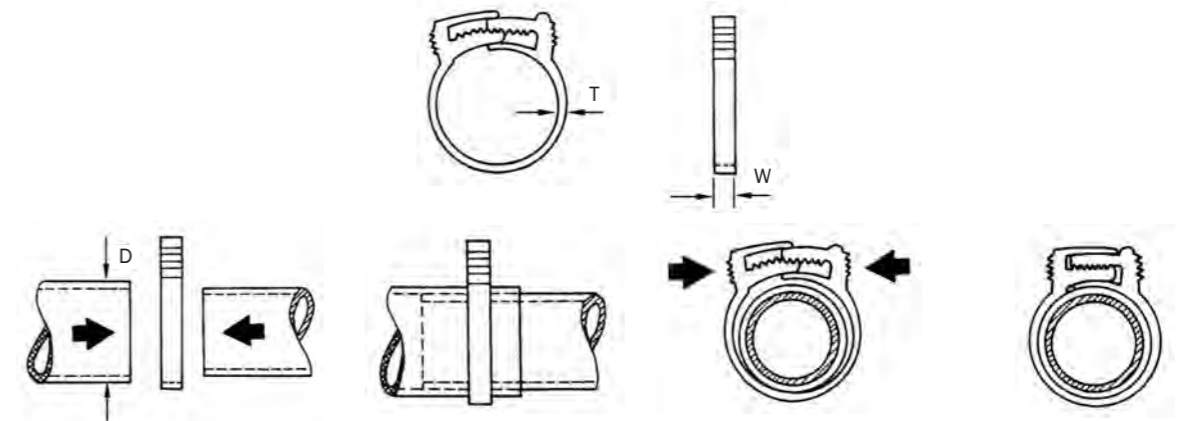
Designed for use in applications with pressures up to 200 p.s.i. (14 bar), and temperatures from -40°C to +150°C, they are quick and economical to install.

To apply, simply locate the clip around the hose, engage the first few teeth, and then squeeze the jaws together to tighten. When removal is necessary, a simple sideways twist of the jaw disengages the teeth and releases the clip, which can then be re-used without loss of performance.

A purpose-designed range of manual and powered application and removal tools are available. Contact our sales team for details.

Typical applications include electrical equipment, motor vehicles, domestic appliances, lawn mowers, computers, telephone systems.

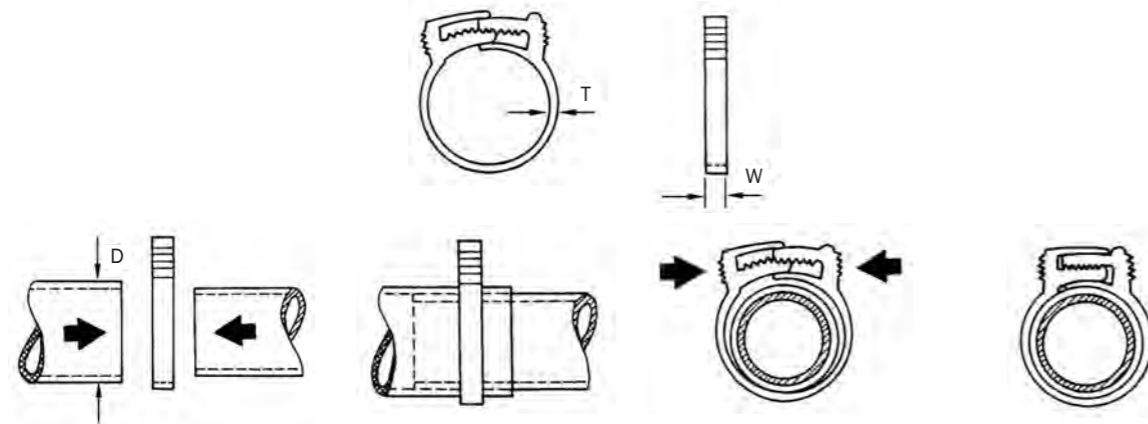
Material - Heat and UV Stabilised Nylon 6.6.
Typical Colour - Black.



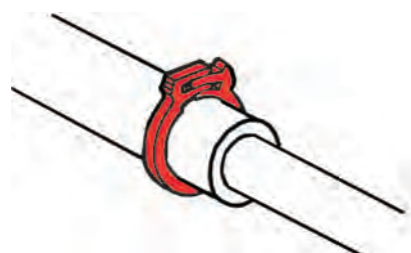
D	W	T	Part Number
5.6 - 6.5	4.3	1.6	HOC166
6.5 - 7.9	4.5	1.7	HOC167
7.9 - 9.2	4.8	1.6	HOC168
9.2 - 10.3	4.5	1.7	HOC169
10.2 - 11.8	5.8	1.6	HOC170
11.1 - 12.9	6.4	1.6	HOC171
12.0 - 13.8	6.1	1.6	HOC172
13.1 - 15.1	7.2	2.0	HOC173
15.0 - 17.1	7.2	2.0	HOC174
16.9 - 19.1	7.1	2.0	HOC175
18.1 - 20.6	7.1	2.0	HOC176
20.3 - 23.0	6.4	2.0	HOC177
22.2 - 24.9	7.0	2.0	HOC178
24.5 - 27.6	7.1	2.0	HOC179
26.5 - 29.5	8.1	2.4	HOC180
28.8 - 32.2	9.0	2.0	HOC181

Hose Clips - Ratchet Type - Continued from page 83

As described on previous page.



D	W	T	Part Number
32.0 - 34.8	9.1	2.0	H0C182
34.3 - 37.9	8.9	2.0	H0C183
38.0 - 41.0	9.2	2.0	H0C184
40.1 - 44.2	9.0	2.0	H0C185
43.2 - 46.2	8.9	2.0	H0C186
46.0 - 50.5	9.0	2.0	H0C187
48.5 - 53.8	9.0	2.0	H0C188
53.0 - 56.5	9.0	2.4	H0C189
55.0 - 60.5	9.4	2.4	H0C190
59.0 - 64.7	9.1	2.8	H0C191
63.0 - 67.4	9.2	2.6	H0C192
65.8 - 71.7	9.2	2.0	H0C194
70.0 - 75.4	9.1	2.4	H0C195
74.7 - 80.5	9.4	2.6	H0C196
77.7 - 81.2	8.8	2.6	H0C197
79.8 - 85.0	9.0	3.1	H0C198
85.1 - 90.6	8.9	2.6	H0B141
97.7 - 102.7	8.5	2.6	H0B142
105.3 - 112.1	8.9	2.6	H0B143




Push-In Swivel Clip Assembly System

This range of products is part of an interlocking cable and pipe management system consisting of a wide range of male and female clips, cable ties, fixing bases and spacers. They snap together to form an almost infinite variety of configurations to enable efficient routing of cables and pipes.

The specification guide below is designed to help customers make the correct selection of parts for their application. However, we can assist you in the design of an assembly - from your specification, drawing or sketch - to provide you with the most cost-effective solution. Parts can then be bought separately or ready-assembled by **JET PRESS**.

The Swivel Clip Range



Specification Guide

1. Decide the configuration of your clip assembly (two pipes, three pipes, base fixing etc).
2. Choose a clip to suit your first pipe diameter from either the male or female selection with the required orientation for pipe entry (side-entry or top-entry).
3. Select a clip to suit your second pipe diameter with opposing gender to your first clip.
4. If the centre to centre distance between the two pipes is too small then select a suitable spacer.
5. If required, select a mounting base to secure your assembly to a surface.
6. Continue selecting more clips to suit all pipes in your assembly.

Tip:-
If a suitable clip cannot be found to match the gender of the available connector, look at changing the gender of the original clip e.g. use a female 90° in place of a male 90° for the first pipe.



Push-In Swivel Clips - Female 90° and Female Straight

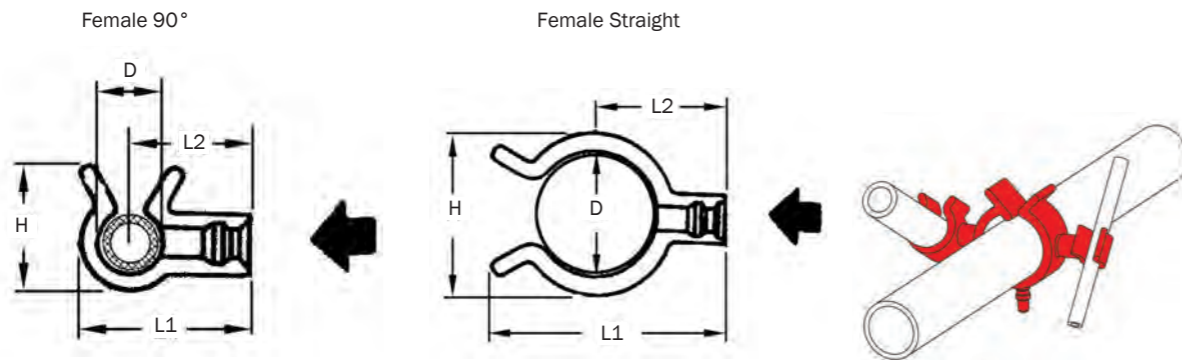


The Female 90° and Female Straight are designed to assemble to the male fitting on the next clip in your assembly. They snap together and assembly can be eased by soaking the parts in water.

The Female Straight can be utilised when side-entry of the pipe is not achievable.

Typical applications include electrical equipment, motor vehicles and domestic appliances.

Materials - Acetal, Nylon.
Typical Colour - Black.



Female 90°

D	L1	H	L2	Part Number
4.0 - 4.5	13.5	9.5	10.0	CSC013
4.3 - 5.2	13.9	9.4	10.5	CSC145
6.0 - 6.5	16.0	11.5	11.0	CSC014
8.0 - 9.0	17.5	13.5	12.0	CSC016
9.5 - 11.0	22.0	16.0	15.0	CSC146
11.0 - 13.0	20.0	17.5	13.5	CSC018
11.0 - 13.0	21.0	17.5	13.5	CSC147
13.0 - 14.0	23.0	20.0	14.5	CSC148
15.0 - 16.0	24.5	21.5	15.0	CSC009
18.0	28.0	25.5	16.5	CSC150
18.0 - 20.0	27.8	26.0	16.5	CSC023
20.0 - 22.0	29.5	27.0	17.5	CSC062
20.0 - 24.5	29.5	28.0	17.5	CSC024
39.0 - 45.0	42.0	53.5	26.5	CSC063

Female Straight

D	L1	H	L2	Part Number
6.0 - 6.5	18.0	12.0	8.0	CSC296
7.5 - 8.5	18.7	10.2	11.6	CSC015
10.0 - 12.0	22.0	13.5	14.0	CSC297
12.0 - 13.0	25.5	16.0	14.5	CSC020
16.0 - 18.0	27.5	20.0	15.5	CSC022
25.0 - 27.0	41.5	32.0	22.0	CSC151

Push-In Swivel Clip Cable Ties

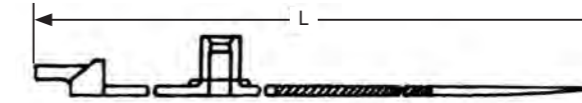


These releasable and re-usable Cable Ties are designed to secure loose cables and wires, and have a male or female mount for use with our range of Push-In Swivel Cable Clips.

Typical applications include electrical equipment, motor vehicles and domestic appliances.

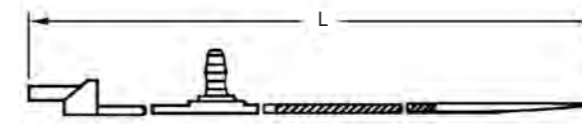
D = Bundle Diameter.

Material - Nylon.
Typical Colour - Black.



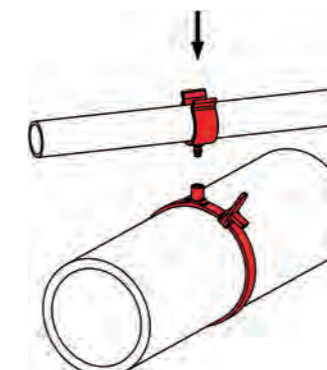
Female

D	L	Part Number
8 - 20	100	CSC017
10 - 25	140	CSC019
30 - 80	280	CSC224



Male

D	L	Part Number
8 - 75	273	CSC037
10 - 52	200	CSC040
46 - 95	342	CSC050





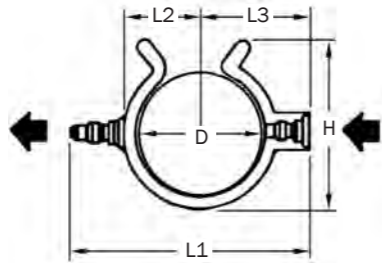
Push-In Swivel Clips - Male + Female

This range of clips offers both Male and Female connectors, which allows more than two pipe clips to be assembled.

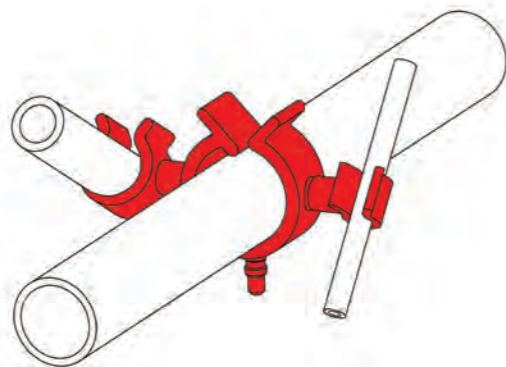
We also offer a range of Fixing Bases and Spacers to complement this range and provide an even more comprehensive choice, either as separate parts, or ready-assembled to your own specifications.

Typical applications include electrical equipment, motor vehicles and domestic appliances.

Materials - Acetal, Nylon.
Typical Colour - Black.



D	L1	H	L2	L3	Part Number
9.0 - 9.5	26.5	15.5	12.0	7.0	CSC025
11.0 - 13.0	29.0	17.5	13.5	8.0	CSC026
13.0 - 14.0	30.0	20.0	14.3	9.0	CSC152
14.0 - 16.0	31.0	21.0	15.0	9.5	CSC028
23.5 - 25.0	40.5	33.5	19.0	14.0	CSC010



Push-In Swivel Clips - 2 Male + 1 Female

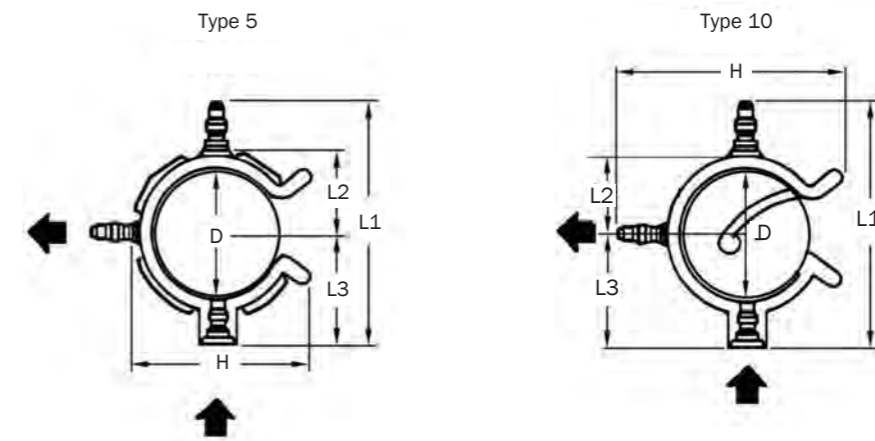
This range of clips offers two Male and one Female connector, which allows three pipes or two pipes and a base to be assembled.

We also offer a range of Spacers to complement this range and provide an even more comprehensive choice, either as separate parts, or ready-assembled to your own specifications.

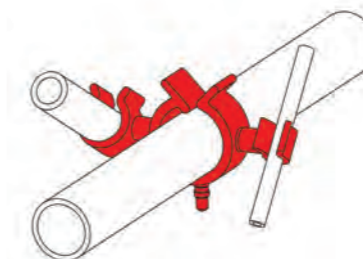
The internal fin on the Type 10 Swivel Clip allows for a wider range of cable size.

Typical applications include electrical equipment, motor vehicles and domestic appliances.

Materials - Acetal, Nylon.
Typical Colour - Black.



D	L1	H	L2	L3	Type	Part Number
3.5 - 6.0	24.5	20.0	11.5	5.5	10	CSC052
6.0 - 6.5	24.0	12.5	11.0	5.5	5	CSC029
6.0 - 10.0	28.5	18.0	13.0	8.0	10	CSC053
10.0 - 16.0	35.5	26.5	16.8	11.5	10	CSC054
16.0 - 18.0	36.3	27.0	16.7	12.1	5	CSC239
16.0 - 24.0	44.2	37.4	21.3	15.4	10	CSC055
23.0 - 30.0	51.3	55.0	30.0	21.3	10	CSC056
24.0	44.2	37.4	21.3	15.4	5	CSC030
30.0 - 32.0	52.3	45.5	25.3	19.5	5	CSC031
39.0 - 45.0	55.5	46.5	26.5	21.5	5	CSC032



Push-In Swivel Clips - Male & Female Straight Adjustable



Male



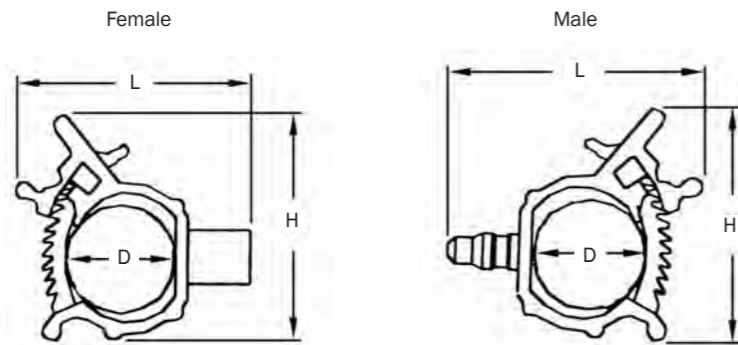
Female

This range of Male and Female Adjustable clips offers a degree of flexibility of the pipe size due to the ratchet fitting.

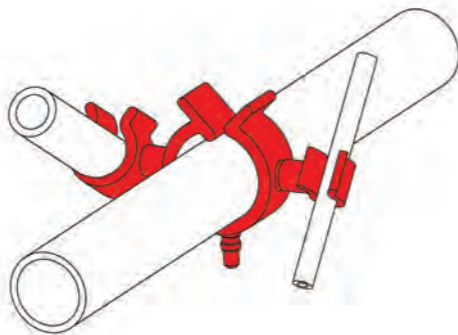
We can assist you in the design of an assembly - from your specification, drawing or sketch - to provide you with the most cost-effective solution. Parts can then be bought separately or ready-assembled by us.

Typical applications include electrical equipment, motor vehicles and domestic appliances.

Materials - Acetal, Nylon.
Typical Colour - Black.



D	L	H	Type	Part Number
10 - 14	25.5	34.5	Female	CSC173
16 - 22	32.5	45.5	Female	CSC174
10 - 14	25.5	34.5	Male	CSC175
16 - 22	32.5	45.5	Male	CSC176



Push-In Swivel Clips - Male 90° and Male Straight



Male 90°



Male Straight

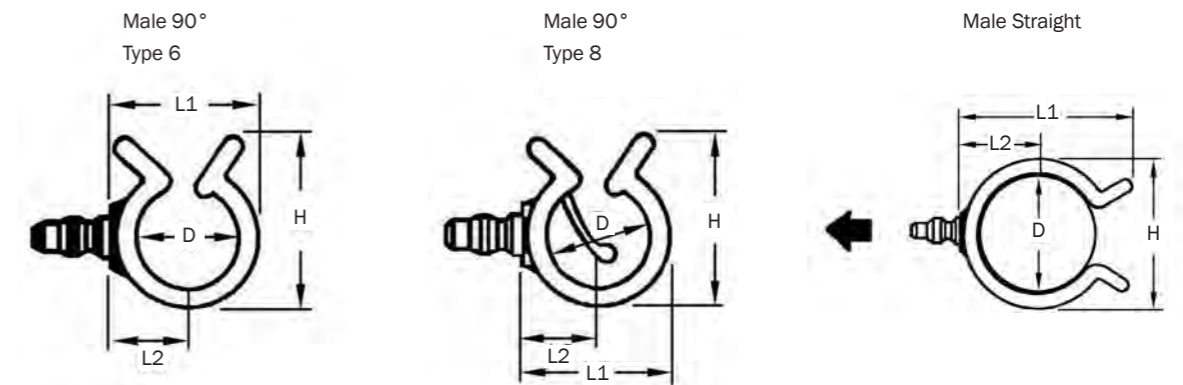
The Male 90° is designed to assemble to the female fitting on the next clip in your assembly. They snap together and assembly can be eased by soaking the parts in water.

We can assist you in the design of an assembly - from your specification, drawing or sketch - to provide you with the most cost-effective solution. Parts can then be bought separately or ready-assembled by us.

The internal fin on the Type 8 Swivel Clip allows for a wider range of cable size.

Typical applications include electrical equipment, motor vehicles and domestic appliances.

Materials - Acetal, Nylon.
Typical Colour - Black.



Male 90°

D	L1	H	L2	Type	Part Number
4.8 - 5.2	7.2	9.5	4.0	6	CSC033
6.0 - 10.0	15.0	15.0	7.5	8	CSC034
8.0 - 9.0	13.5	13.5	8.5	6	CSC154
9.5 - 10.5	13.5	16.0	7.0	6	CSC038
11.0 - 13.0	15.5	18.0	8.0	6	CSC042
14.0 - 16.0	18.5	21.5	10.0	6	CSC155
16.0 - 18.0	28.0	23.0	10.5	6	CSC156
22.0 - 24.0	26.5	29.0	13.5	6	CSC157

Male Straight

D	L1	H	L2	Part Number
10.0 - 12.0	16.5	14.0	7.5	CSC039
11.0 - 13.0	18.0	15.0	8.0	CSC041
18.0 - 20.0	25.5	22.0	11.5	CSC045
20.0 - 22.0	28.3	23.5	12.3	CSC046
28.0 - 30.0	45.5	33.0	37.0	CSC048
29.0 - 33.0	40.0	36.6	17.0	CSC049

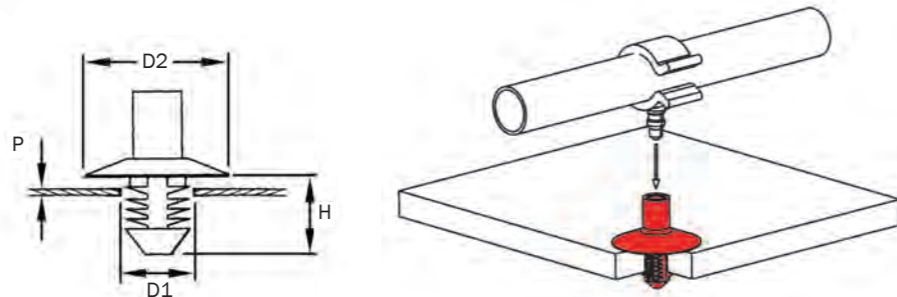
Push-In Swivel Clip Bases - Fir Tree and W Button Fix

These Bases enable Cable Swivel Clips to be fitted to a panel by means of a suitable hole.

There are male and female versions to suit all configurations of our associated clips, and both types are available either as separate parts or assembled by us to your own requirements. Please ask our sales office for details.

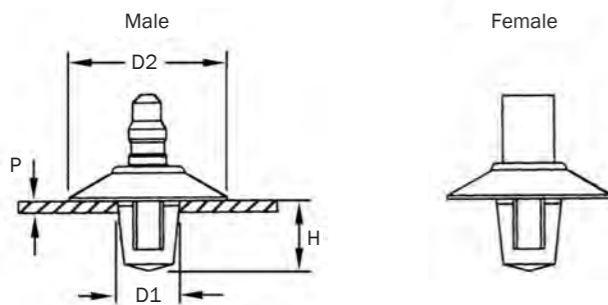
Typical applications include electrical equipment, motor vehicles and domestic appliances.

Material - Acetal.
Typical Colour - Black.



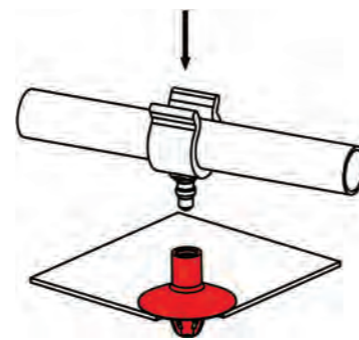
Fir Tree Fix

D1	P	H	D2	Type	Part Number
6.5	0.8 - 6.0	10.5	20.0	Female	CSC132
6.5	0.8 - 6.0	10.5	20.0	Male	CSC217



W Button Fix

D1	P	H	D2	Type	Part Number
6.5	0.5 - 3.0	6.5	21.0	Male	CSC158
6.5	0.8 - 2.0	7.3	20.0	Female	CSC219
6.7	0.7 - 2.0	6.5	16.0	Female	CSC159
6.7	0.7 - 2.0	6.5	17.0	Male	CSC220
11.0	1.0	12.7	16.5	Male	CSC221

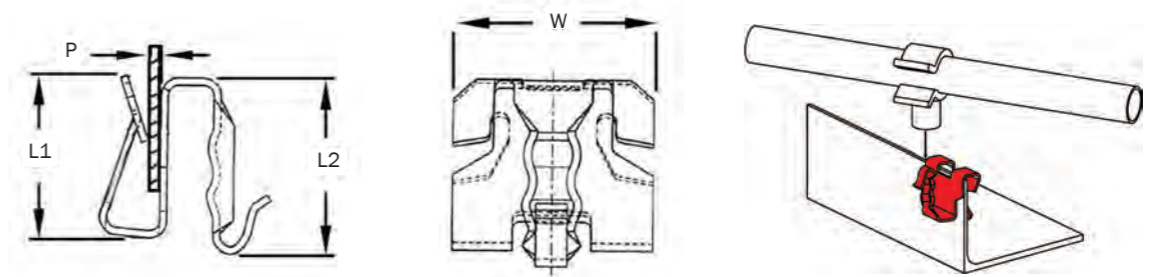


Push-In Swivel Clip Bases - Edge Panel Fix

This carbon steel Edge Panel Base provides a means of attaching Swivel Clips or assemblies to a panel edge when it is not feasible to drill a hole.

Accommodating a wide range of panel thicknesses, the built-in barbs grip tightly, making this clip suitable for light and medium-duty applications on most common substrates.

Material - Austempered Carbon Steel.

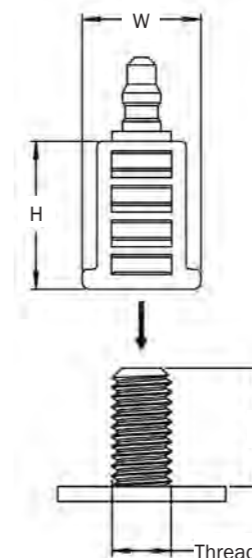


P	W	L1	L2	Part Number
0.5 - 3.4	13.0	11.0	12.0	CSC223

Push-In Swivel Clip Bases - Stud Fix

This Swivel Clip mounting base is designed to give a mounting point for a swivel clip, off an M6 stud. Simply push the fitting on to the threaded stud and then mount your swivel clip, or combination of swivel clips on this mounting base.

Material - Nylon.



Thread	W	H	L	Part Number
M6	12.0	16.0	12.0 (max)	CSC327

Push-In Swivel Clip Spacers



This range of Spacers is used to give increased centre-to-centre distances between pipes in an assembly.

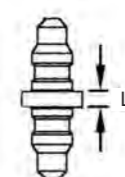
The same gender Spacers are designed for use where a suitable combination of male and female Swivel Clip is not available.

The male and female Spacers allow the Push-in Swivel Clips to be spaced further apart, offering greater clearance between pipes.

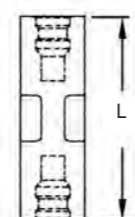
We can assist you in the design of an assembly - from your specification, drawing or sketch - to provide you with the most cost-effective solution. Parts can then be bought separately or ready-assembled by us.

Typical applications include electrical equipment, motor vehicles and domestic appliances.

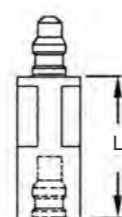
Materials - Acetal, Nylon.
Typical Colour - Black.



Male + Male

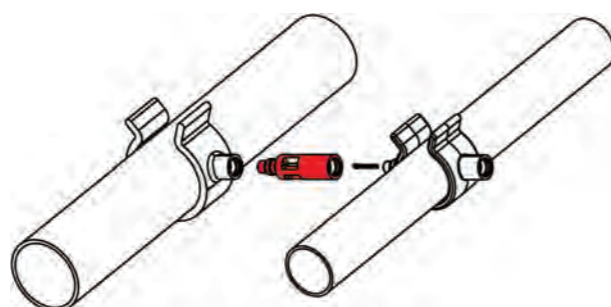


Female + Female



Male + Female

Description	L	Part Number
Male + Male	1.0	CSC160
Male + Male	10.0	CSC161
Male + Female	16.5	CSC162
Female + Female	24.0	CSC165
Male + Female	23.5	CSC163
Male + Female	36.0	CSC164



Female



Male

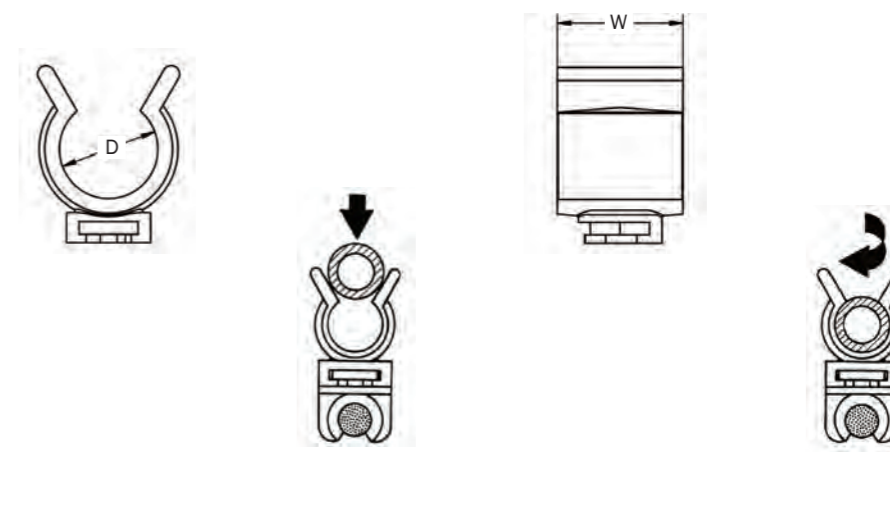
T-Stud Swivel Clips

Designed to swivel through 360°, these Clips hold two pipes, cables or tubular components together. Vibration is reduced by clamping the pipes or cables, and the small fixed spacer between the two retainers eliminates chafing.

The swivel action allows the pipes or cables to follow their natural contour and the clip can be easily removed, re-positioned and re-used during servicing.

Typical applications include motor vehicles, domestic appliances, electrical equipment, boats and machinery.

Material - Acetal.
Typical Colour - Black.



Female

D	W	Part Number
4.7	8.5	CSC068
5.0	8.5	CSC122
6.0	10.0	CSC124
6.3	9.5	CSC125
8.0	15.0	CSC126
9.2 - 10.4	15.0	CAC328
12.0	15.0	CSC127
22.0 - 24.0	15.0	CAC331

Male

D	W	Part Number
4.7	8.5	CSC128
9.8	15.0	CSC129
12.0	15.0	CSC295
22.0 - 24.0	15.0	CSC070



V Band Clamps with T-Bolt Latch

V Band Clamps are used to pull together and connect two circular flanges. The resulting joint is much lighter, easier to fit and strip down for maintenance and requires less installation space when compared to traditional bolted flanges. Using a V clamped joint will also allow the mating pipes to be rotated to the correct location before the V clamp is secured.

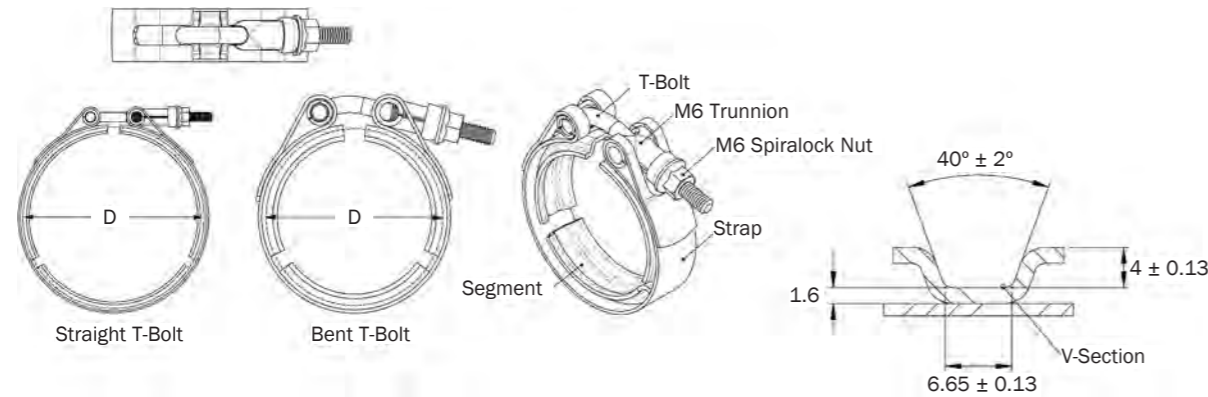
V Band Clamps are designed to function reliably and safely under conditions involving stress, vibration and corrosion.

Typical applications include exhaust systems, aerospace, automotive, ducting/air conditioning, materials handling, marine, power generation, food industry and a variety of industrial uses.

A range of flanges is available alongside our V Band Clamps which eliminates the need to flare pipe ends as they are simply welded into position.

Please contact us if your clamp requirements fall outside our standard range shown below. Clamps can be designed to suit your specific application.

Material - 304 Stainless Steel.



Description	D	Part Number
Bent T-Bolt	63.0	VCL001
Bent T-Bolt	76.0	VCL002
Bent T-Bolt	89.0	VCL003
Straight T-Bolt	101.0	VCL004
Straight T-Bolt	114.0	VCL005
Straight T-Bolt	127.0	VCL006
Straight T-Bolt	140.0	VCL007
Straight T-Bolt	152.0	VCL008
Straight T-Bolt	165.0	VCL009



Flange Sets

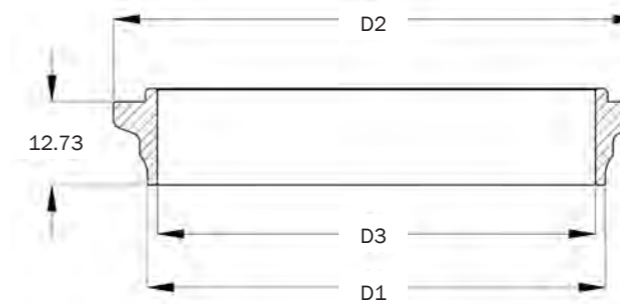
To complement our range of V Band Clamps we offer a matching range of stainless steel flanges, allowing us to offer a complete pipe-jointing solution.

They are supplied in matched pairs, one male and one female flange, with a spigot and recess respectively, to align the flanges to suit the corresponding V Band Clamp.

The flanges are made to suit standard pipe size and are simply butt-welded in place, eliminating the need to flare the end of the pipe.

Typical applications include exhaust systems, aerospace, automotive, ducting/air conditioning, materials handling, marine, power generation, food industry and a variety of industrial uses.

Material - 316 Stainless Steel.



Description	D1	D2	D3	Part Number
To Match V Band Clamp VCL001	50.8 (2")	61.28	47.8	FLA001
To Match V Band Clamp VCL002	63.5 (2½")	73.98	60.5	FLA004
To Match V Band Clamp VCL003	76.2 (3")	86.68	73.2	FLA006
To Match V Band Clamp VCL004	88.9 (3½")	99.38	85.9	FLA007
To Match V Band Clamp VCL005	101.6 (4")	112.08	98.6	FLA008



Mounting Straps

These Mounting Straps are custom-designed to solve your specific requirements. Straps can be supplied in lengths of up to 3000mm and offer a broad range of fixing/connecting systems.

Excellent for safe and secure retention of components, whilst providing quick and easy access for servicing.

Available in a variety of material specifications and material ranges from 0.6mm up to 1.6mm.

Material - 304 Stainless Steel.



Hose Band Connection Clamps with T-Bolt Latch

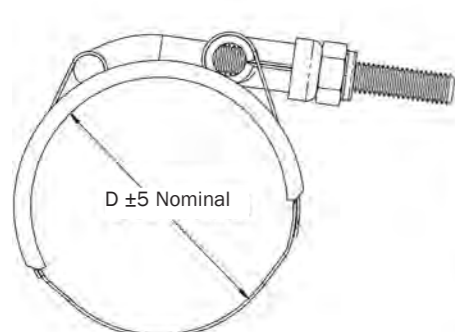
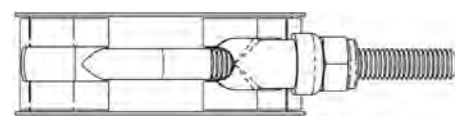
Hose Band Connection Clamps can be used in a wide variety of hose sealing and retaining applications, most commonly for clamping flexible hoses to solid pipes, strapping together groups of pipes or cables, or replacing worm drive clips and clamps.

The T-Bolt design offers strength and reduction in component damage often associated with worm drive clips and can be designed to operate under conditions of stress including pressure applications, vibration and corrosion.

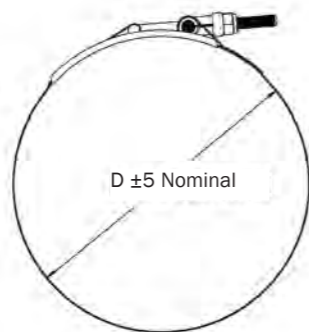
Typical applications include automotive, ducting/air conditioning, power generation, food production, materials handling and industrial.

Please contact us if your clamp requirements fall outside our standard range shown below. Clamps can be designed to suit your specific application.

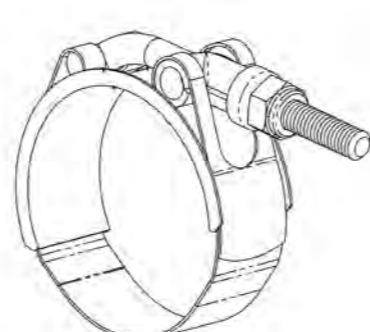
Material - 304 Stainless Steel.



Bent T-Bolt



Straight T-Bolt



Description	D	Part Number
Bent T-Bolt	50.0	HOC199
Bent T-Bolt	75.0	HOC200
Bent T-Bolt	100.0	HOC201
Bent T-Bolt	125.0	HOC202
Straight T-Bolt	150.0	HOC203
Straight T-Bolt	175.0	HOC204
Straight T-Bolt	200.0	HOC205
Straight T-Bolt	225.0	HOC206
Straight T-Bolt	250.0	HOC207
Straight T-Bolt	275.0	HOC208
Straight T-Bolt	300.0	HOC209



Slip Joint, V Band Clamp and Flange Assembly

Slip Joint Assembly was originally designed to solve connection problems in high-temperature gas exhaust systems. Slip Joints can operate in gas temperatures of up to 750°C and are normally used in lower pressure applications.

The Slip Joint Assembly consists of three parts - sliding catch flange (slip flare), V band clamp and trapezoidal seal. In addition, the system requires for the unflared pipe to be free-running within the flared mating pipe, allowing assembly of the joint to take place prior to final positioning of the joint.

The Slip Joint is an easy-to-fit, all-in-one assembly that does not require welded flanges or additional gaskets. The joint assembly is quickly and easily achieved by slipping the seal and slip joint over the unflared pipe and pushed against the pre-formed flare of the mating pipe. The joint is finally achieved by placing the V band clamp over the assembly and torquing to the required pressure by means of the clamping bolt and nut assembly.

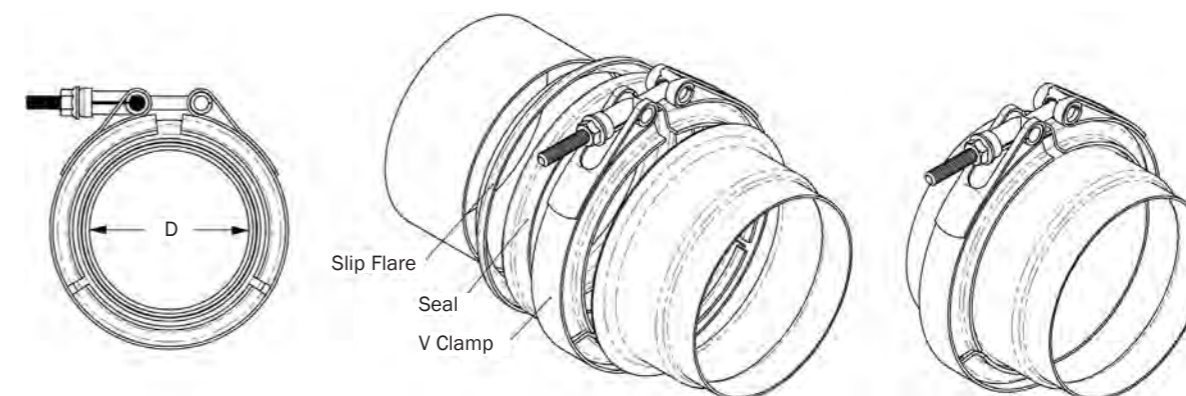
Once installed, the Slip Joint Assembly can accept some small axial and radial misalignment of the mating pipes.

The utilisation of slip joint technology can show a cost saving of up to 30% when compared to traditional bolted flange solutions.

Typical applications include exhaust system assemblies, power generation, automotive, off highway, marine and locomotive.

Please contact us if your slip joint requirements fall outside our standard range. Clamps can be designed to suit your specific application.

Material - 304 Stainless Steel.



D	Part Number
63.5 (2½")	SLJ001
76.2 (3")	SLJ002
101.6 (4")	SLJ003
127.0 (5")	SLJ004

W Buttons

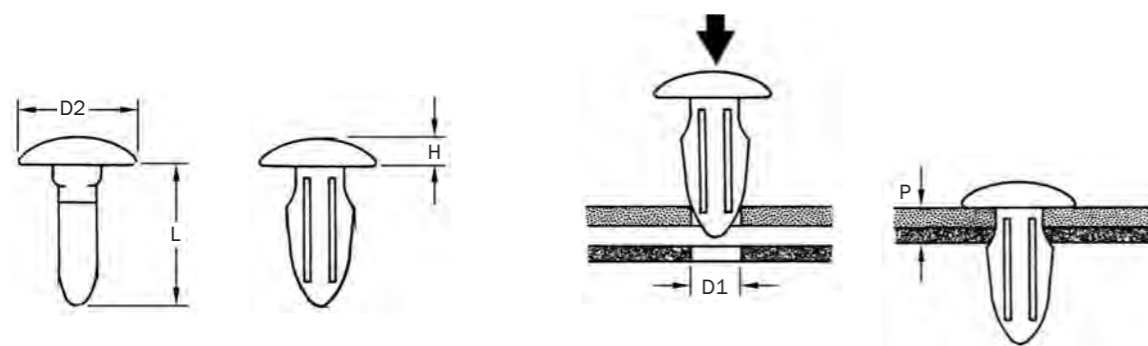


W Button fasteners are designed to secure sheet materials to secondary panels and can also be used to hold components to panels. The button is pushed through the aligning panel holes, contracting on entry and then relaxing to secure the two panels firmly together.

Typical applications include motor vehicles, domestic appliances, furniture, aerospace and caravans.

Material - Acetal.

Typical Colours - Black, Natural.



D1	P	L	D2	H	Head	Part Number
2.7	0.8 - 3.6	12.3	7.9	1.3	Plain	WBU014
3.0	4.3	11.2	4.6	1.8	Plain	WBU032
3.2	1.8	8.4	9.5	1.6	Plain	WBU030
3.2	1.8	8.4	7.1	1.6	Plain	WBU042
3.2	3.0	9.7	4.6	1.8	Plain	WBU034
3.5	0.9 - 4.0	11.1	10.3	2.5	Plain	WBU004
3.5	0.9 - 4.0	11.1	10.3	4.8	Plain	WBU027
3.5	2.4 - 5.9	12.9	7.6	1.4	Plain	WBU065
3.5	2.9 - 6.5	10.7	9.1	2.3	Plain	WBU043
3.8 - 4.1	1.6 - 3.2	9.7	6.9	1.3	Plain	WBU044
3.8 - 4.1	1.6 - 3.2	9.9	9.4	1.5	Plain	WBU045
3.8 - 4.1	3.2 - 4.8	11.4	6.9	1.3	Plain	WBU046
4.6 - 4.9	1.6 - 3.2	11.4	9.4	1.5	Plain	WBU047
4.6 - 4.9	3.2 - 4.8	13.0	9.4	1.5	Plain	WBU048
4.8	0.8 - 4.0	11.1	9.5	1.5	Plain	WBU003
5.0	4.9	11.5	9.4	1.5	Plain	WBU049
5.4 - 5.6	1.6 - 3.2	12.2	9.4	1.5	Plain	WBU050
6.0	4.5	12.0	15.8	1.5	Grained	WBU037
6.0 - 6.25	3.2 - 3.7	8.0	14.0	2.2	Matt	WBU058
6.2	1.5 - 4.0	13.5	12.0	1.5	Plain	WBU057
6.2 - 6.4	3.2 - 4.7	14.2	12.2	1.5	Plain	WBU064
6.2 - 6.5	1.6 - 3.2	13.7	12.5	1.5	Plain	WBU051
6.9 - 7.1	0.8 - 5.9	17.0	14.0	2.0	Plain	WBU016
7.1	3.6	15.0	12.7	1.5	Matt	WBU026
8.2	1.0 - 4.0	17.0	12.9	1.5	Grained	WBU055
8.4 - 8.6	2.0 - 4.5	15.6	18.0	2.5	-	WBU028

Fir Tree Buttons - Continued on page 102



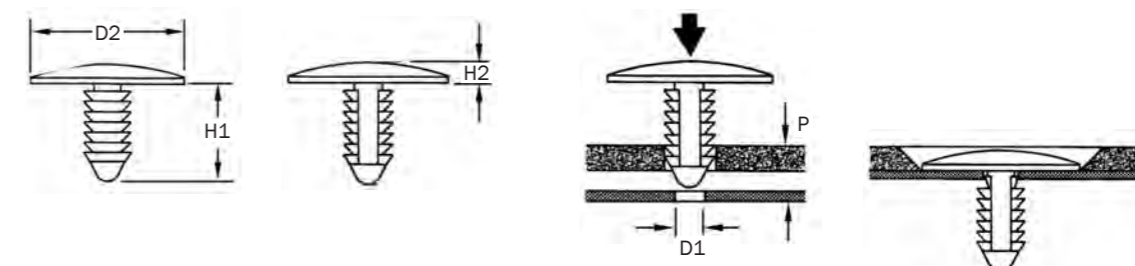
This range of push-in Fir Tree Button fasteners is designed to secure two panels together or for holding components to panels. Simple and quick to install, the button contracts on entry and then relaxes to secure the two panels.

Fir Tree Buttons are used extensively to secure trims in the automotive industry and have many other applications in domestic appliances and electrical equipment.

Typical applications include motor vehicles, domestic appliances, caravans, office and upholstered furniture.

Material - Nylon.

Typical Colours - Black, Grey.



D1	P	D2	H1	H2	Head	Part Number
3.0	1.8 - 5.0	5.5	9.8	1.5	Plain	FTB139
3.0	4.0 - 12.0	5.5	16.8	1.5	Plain	FTB145
3.5	0.8 - 5.0	9.1	9.5	1.5	Matt	FTB045
4.0	0.8 - 5.9	9.1	11.0	1.5	Matt	FTB046
4.8	0.8 - 7.9	8.5	12.2	1.3	Plain	FTB072
4.8	0.8 - 7.9	11.1	12.2	1.0	Plain	FTB035
4.8	0.8 - 7.9	19.0	12.2	2.5	Plain	FTB048
4.8	0.8 - 13.0	11.1	17.3	1.8	Matt	FTB049
4.8	0.9 - 7.9	11.1	12.2	1.8	Plain	FTB050
5.0	1.2 - 6.0	16.0	11.0	2.0	Matt	FTB064
5.0	1.7 - 8.0	11.0	12.7	1.0	Plain	FTB150
5.0	2.5 - 12.5	15.0	17.8	1.5	-	FTB151
5.5	2.8 - 10.9	12.7	15.2	1.5	Matt	FTB025
5.5	2.8 - 10.9	16.5	15.2	1.5	Grained	FTB004
5.6	1.5 - 6.0	16.5	12.7	2.3	Plain	FTB146
5.6	1.5 - 14.0	13.0	19.7	2.0	Plain	FTB051
5.6	4.5 - 12.5	16.0	17.2	2.1	Grained	FTB016
6.0	0.8 - 10.0	13.0	19.0	2.0	Grained	FTB163
6.0	2.0 - 8.0	19.0	13.0	2.0	Matt	FTB028
6.0	3.0 - 8.0	16.0	15.0	2.0	Grained	FTB017
6.0	3.9 - 8.0	16.0	12.0	2.0	Grained	FTB140
6.3 - 6.7	0.8 - 1.2	20.1	15.8	2.4	Plain	FTB144
6.4	0.8 - 7.4	11.1	11.1	1.8	Plain	FTB052
6.4	0.8 - 7.4	19.0	11.1	2.5	Plain	FTB039
6.4	0.9 - 15.0	12.7	21.0	2.5	Grained	FTB148



Fir Tree Buttons - Continued from page 101

This range of push-in Fir Tree Button fasteners is designed to secure two panels together or for holding components to panels. Simple and quick to install, the button contracts on entry and then relaxes to secure the two panels.

Fir Tree Buttons are used extensively to secure trims in the automotive industry and have many other applications in domestic appliances and electrical equipment.

Typical applications include motor vehicles, domestic appliances, caravans, office and upholstered furniture.

Material - Nylon.
Typical Colours - Black, Grey.

Fir Tree Fasteners - Double-Ended

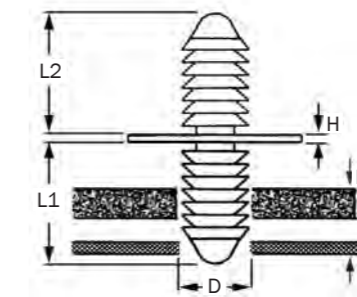
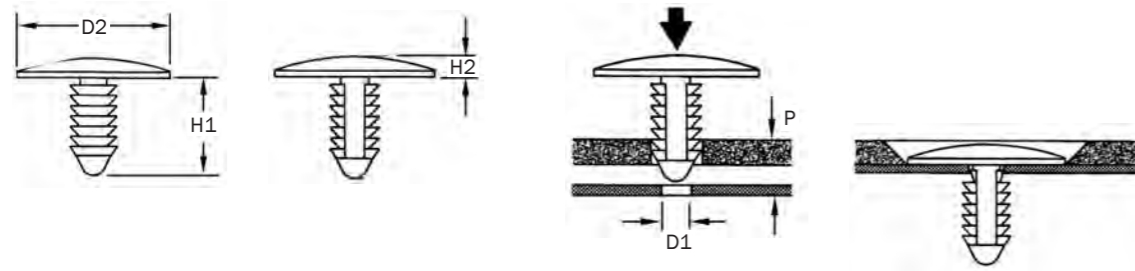


This range of push-in Double-Ended Fir Tree fasteners is designed to secure board, rubber or other soft sheet materials to secondary panels or for holding components to panels.

The fins contract on entry and expand on the far side of the hole.

Typical applications include office seating, partitioning and upholstered furniture.

Material - Nylon.
Typical Colours - Natural, Black.



D1	P	D2	H1	H2	Head	Part Number
6.4	2.0 - 11.4	14.0	20.1	2.0	Plain	FTB065
6.4	2.3 - 7.3	19.0	15.9	0.8	Plain	FTB053
6.4	2.3 - 11.7	17.8	20.6	2.5	Plain	FTB055
6.4	2.3 - 20.3	17.8	26.9	2.5	Plain	FTB056
6.4	2.6 - 8.6	17.8	15.5	2.5	Plain	FTB054
6.4	10.5 - 28.7	17.8	32.4	2.5	Plain	FTB057
6.4	10.7 - 28.8	17.8	35.1	2.5	Plain	FTB058
6.5 - 7.0	6.0 - 17.5	20.0	23.0	2.0	Matt	FTB021
7.0 - 7.2	2.5 - 7.9	14.0	12.0	1.6	Grained	FTB010
7.0 - 7.4	0.7 - 11.0	18.0	22.1	2.0	Matt	FTB156
7.0 - 7.4	0.7 - 20.0	18.0	27.3	2.0	Matt	FTB022
7.0 - 7.4	0.7 - 20.0	30.0	35.0	2.0	Matt	FTB095
7.1	1.5 - 25.4	19.0	30.5	2.5	Plain	FTB059
7.1	7.9 - 29.9	25.4	37.5	2.5	Grained	FTB070
7.2	2.5 - 7.0	24.0	15.0	2.5	Grained	FTB013
7.2	2.5 - 9.0	24.0	17.0	2.5	Grained	FTB011
7.2	3.0 - 10.0	14.0	16.0	2.0	Plain	FTB060
7.2	3.0 - 16.0	16.0	22.0	2.0	Matt	FTB061
8.0	3.2 - 7.5	21.0	13.4	2.0	Grained	FTB030
8.0 - 8.4	2.7 - 13.2	20.0	20.0	3.8	Grained	FTB001
8.2	0.7 - 5.0	13.0	12.2	1.5	Plain	FTB062
8.4	2.9 - 6.9	25.0	11.7	2.0	Grained	FTB081
9.5 - 9.7	5.5 - 13.5	22.0	17.0	4.0	Grained	FTB137
10.0	1.5 - 20.0	21.5	28.3	4.0	Plain	FTB084
10.2	7.0 - 16.0	30.0	20.0	2.5	Grained	FTB018
10.3	2.9 - 14.4	25.4	20.8	2.5	Matt	FTB063

D	P	L1	L2	H	Part Number
4.0 (x2)	2.6 - 6.3	7.8	7.8	1.6	FTB159
6.3 (x2)	0.5 - 6.8 (x2)	12.0	12.0	2.8	FTB086
6.4 (x2)	2.3 - 6.8 (x2)	15.4	15.4	1.6	FTB071
7.9 - 8.1 (x2)	2.7 min (x2)	8.8	8.8	1.0	FTB087
7.9 - 8.1 (x2)	3.2 - 9.5 (x2)	12.0	22.0	0.65 - 1.4	FTB088





Plastic Friction Bushes

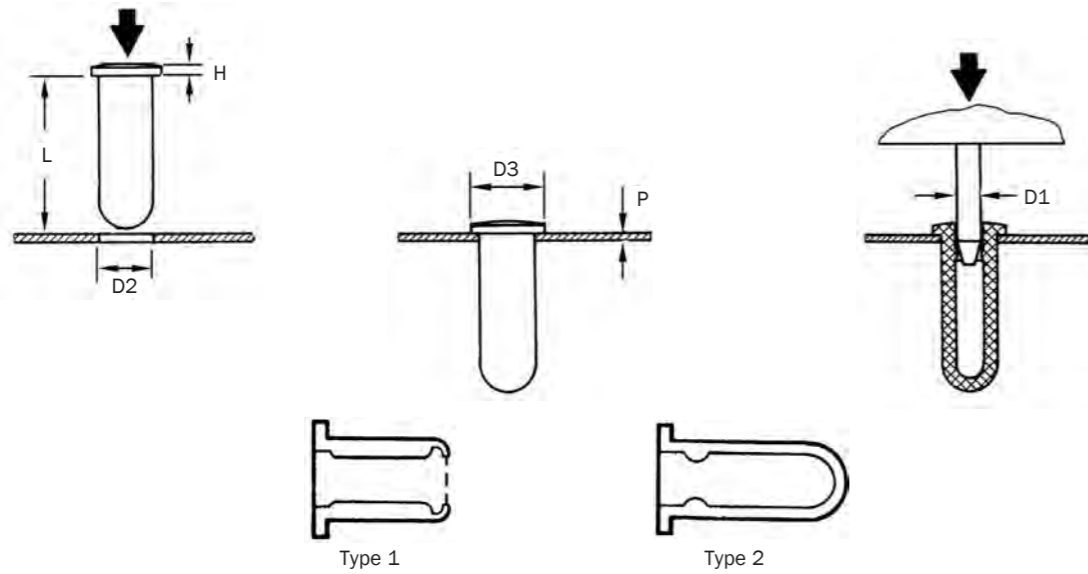
Plastic Friction Bushes are easy to insert from the outside of a panel, making them ideal for blind-fixing applications where badges or name plates need to be retained, with the added advantage of sealing the hole against water entry.

PFB020 has an integral spring steel ring for extra hold on the stud.


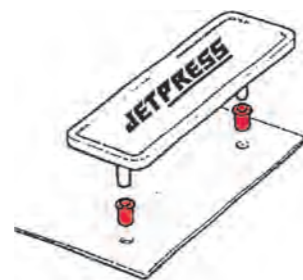
Typical applications include motor vehicles, machines, garden equipment and audio equipment.

Type 1 = Open at both ends.
Type 2 = Closed at bottom.

Materials - Nylon, Polypropylene.
Typical Colours - Black, Natural.



D1	D2	P	L	H	D3	Type	Part Number
2.4	3.5	1.6	6.5	0.5	4.7	1	PFB057
2.4	4.0	0.9	11.7	0.9	5.2	2	PFB016
3.2	4.3	1.6	6.6	0.5	5.1	1	PFB058
3.2	4.8	0.9	11.7	0.9	6.3	2	PFB059
3.6	6.5	0.8 - 1.0	12.5	3.0	12.0	2	PFB005
4.0	5.5	0.9	11.7	0.9	7.1	2	PFB018
4.0 - 4.3	5.0	1.0 - 3.5	7.2	0.6	8.0	1	PFB006
4.8	6.4	1.6	8.4	0.5	7.9	1	PFB060
4.8 - 5.1	6.3	0.7 - 1.2	6.0	1.0	7.8	1	PFB007
5.0	6.8	0.7	5.5	2.2	14.0	1	PFB020
6.0	9.0	3.2	10.2	0.6	10.5	1	PFB061
6.4	7.3	1.6	8.4	0.5	9.5	1	PFB062



Quarter Turn Studs

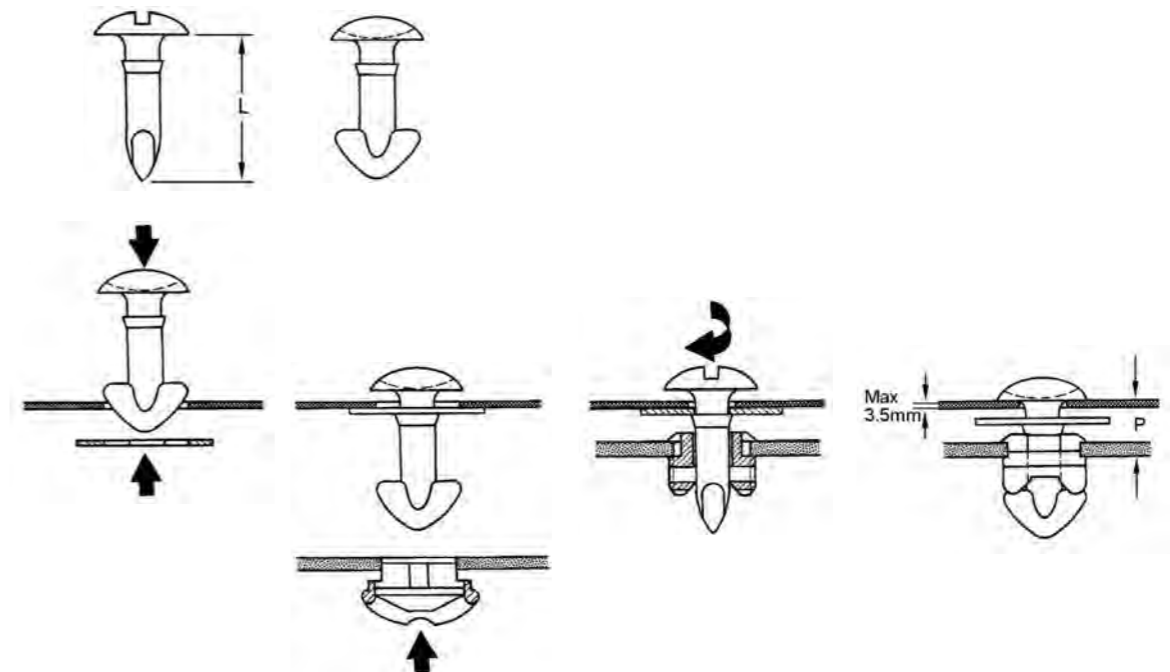
These fasteners are ideal for use where a quick-release, reusable fastening is required and are available in various head styles for assembly by hand or a screwdriver.

The Quarter Turn Stud is part of a three-piece set, comprising of a Stud, Washer and Cam. The stud is selected according to the overall thickness of both panels - ensuring that the top panel is no thicker than 3.5mm - and the cam is selected according to the base panel thickness. The washer, if required, is used to retain the stud in the top panel.

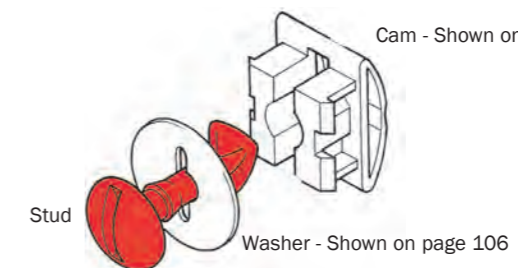
A quarter turn of the stud closes and releases the assembly so that access can be gained as required.

Typical applications include motor vehicles - to fasten carpets over spare wheels/jack storage area and for access to panels under the bonnet or dashboard, ventilators, heaters and domestic appliances.

Materials - Nylon, Acetal.
Typical Colour - Black.



P	L	Type	Part Number
5.6 - 6.4	19.0	3	QTS121
5.6 - 6.4	17.9	2	QTS122
7.6 - 8.4	19.6	1	QTS123
7.6 - 8.4	20.0	2	QTS124



Cam - Shown on page 106

Stud Washer - Shown on page 106

Quarter Turn Cam and Washer

The Cam and Washer are used in conjunction with your choice of Quarter Turn Stud, shown on page 105.

The Cam is selected according to the base panel thickness, and the Washer, if required, is used where the Stud needs to be retained in position prior to assembly or to carry out maintenance work.

Typical applications include motor vehicles - to fasten carpets over spare wheels/jack storage area and for access to panels under the bonnet or dashboard, ventilators, heaters and domestic appliances.

Materials - Nylon, Acetal.

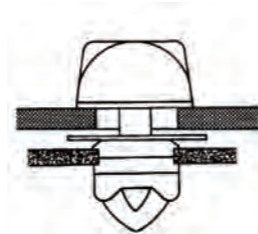
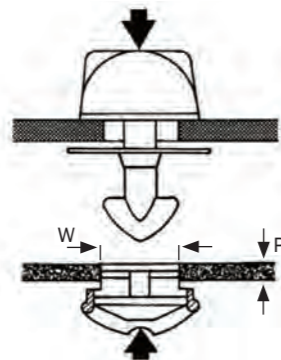
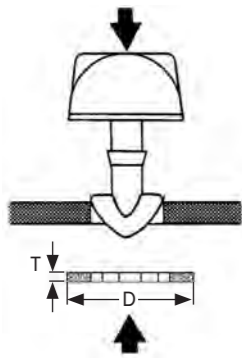
Typical Colour - Black.



Cam



Washer

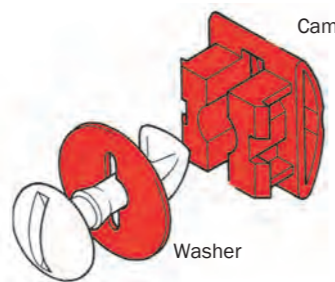


Cams

P	W	Part Number
1.2	12.6 x 12.6	QTC005
2.0	12.6 x 12.6	QTC006
3.3	12.6 x 12.6	QTC007

Washer

D	T	Part Number
20.3	1.5	QTW040



Cam

Washer

Stud - Shown on page 105

W Button Trim Fasteners - One-Piece Type

These fasteners are used principally in the automotive industry to attach door and tailgate trim panels to inner door panels. Designed to be blind-fixed to provide a neat, attractive appearance, they allow panels to be removed for repair, servicing or inspecting, and are easy to fit without the use of special tools.

Designed to be positioned in a keyhole slot in the trim panel (keyhole details available upon request) they are then simply pushed into the door panel mounting hole. Some of these fasteners can also be used with our retainers **TPR006** or **TPR007** - when for technical or styling reasons, a keyhole slot is not feasible. Please see the table below for details.

Most parts have a flexible skirt which seals the mounting hole against dirt or water entry and our Type 2 W Button Fasteners are ideal for use when a space is required between the trim and base panel.

Typical applications include motor vehicles, domestic appliances, heaters and ventilators.

Materials - Nylon, Acetal.

Typical Colours - Grey, Natural, Black, Yellow.



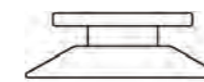
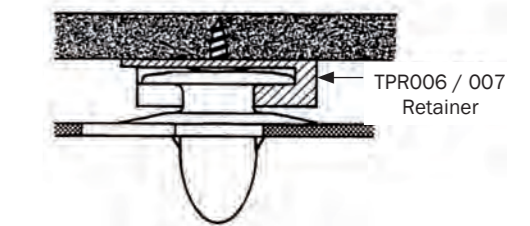
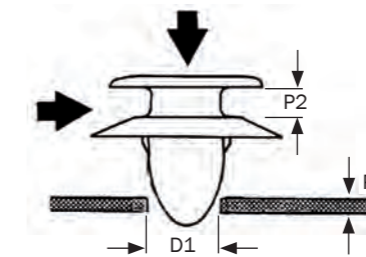
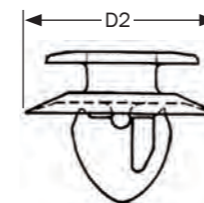
Type 1



TPR006



TPR007

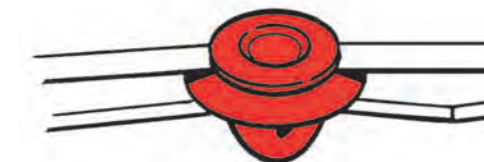


Type 1



Type 2

D1	P1	P2	D2	Type	Retainer	Part Number
7.5	0.7 - 0.9	2.0	19.0	1	-	TPF052
8.0	0.7 - 0.9	2.5	17.4	1	TPR007	TPF053
8.0	0.8 - 2.0	2.5	18.6	1	TPR006/007	TPF036
8.0	0.9	2.5	18.0	1	TPR006/007	TPF045
8.1	5.0	2.3	15.4	1	TPR006/007	TPF056
8.1 - 8.4	0.9	2.3	17.5	1	TPR006	TPF054
8.2	0.7 - 1.5	2.0	14.9	2	-	TPF071
8.3	0.7 - 2.0	1.8	18.0	2	TPR007	TPF046
8.6	0.9 - 2.0	2.3	20.0	2	-	TPF115



Trim Fasteners - Fir Tree Type



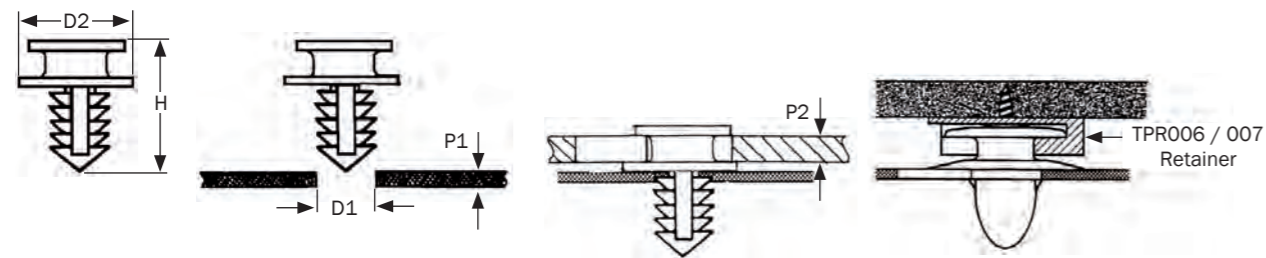
Designed for blind trim fixing applications where occasional removal and refitting is a requirement, these fasteners have a high tolerance of poor hole conditions. Positioned into a keyhole slot within the trim panel (keyhole details available upon request), they are then simply pushed into the fixing hole of the base panel.

Some of these fasteners can also be used with our retainers - **TPR006** and **TPR007** - when for technical or styling reasons, a keyhole slot is not feasible. Please see the table below for details.

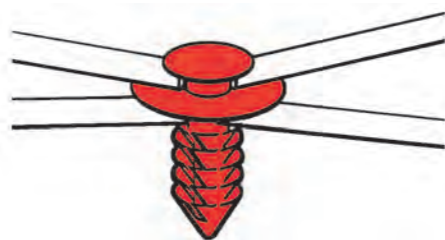
Typical applications include motor vehicles, boats, caravans and coaches.

Materials - Nylon, Acetal.
Typical Colours - Black, Natural.

110



D1	P1	P2	D2	H	Retainer	Part Number
6.1	3.7 - 9.2	0.7	16.0	15.6	-	TPF047
6.1 - 6.5	3.7 - 9.7	3.0	16.0	18.1	TPR006	TPF050
6.3	3.7 - 9.2	1.4	16.0	15.3	TPR006	TPF048



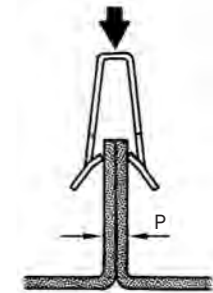
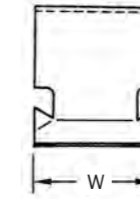
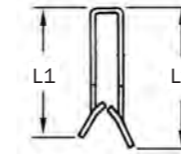
Edge Panel Fasteners - Standard



These fasteners secure two panels or components to other panels or flanges. Ideal for the assembly of dissimilar metals, fibre and hardboards, wood, hard and soft plastics - even rubber. No drilling or additional screws are needed as the barbs retain the fastener securely in position.

Typical applications include fascia panels, electrical equipment, packaging and telecom equipment.

Material - Austempered Carbon Steel.



111

P	L1	L2	W	Part Number
0.4 - 1.1	8.7	8.7	12.7	EPF171
0.4 - 1.2	8.7	8.7	15.9	EPF172
0.4 - 2.0	9.4	9.4	12.7	EPF173
0.4 - 2.0	14.3	14.3	12.7	EPF174
0.8 - 2.0	6.4	6.4	38.1	EPF175
0.8 - 2.0	4.8	4.8	13.0	EPF149
0.8 - 2.0	8.0	8.0	12.7	EPF176
0.8 - 2.0	8.7	8.7	12.7	EPF177
1.0 - 2.0	8.7	8.7	12.7	EPF178
1.2 - 2.0	14.3	14.3	12.7	EPF180
1.6 - 2.0	8.7	8.7	6.3	EPF181
1.6 - 2.0	8.7	8.7	12.7	EPF182
1.6 - 2.3	10.0	10.0	13.8	EPF244
1.7 - 3.3	12.5	12.5	12.7	EPF183
2.0 - 2.8	8.7	8.7	12.7	EPF184
2.0 - 2.9	14.0	14.0	12.7	EPF185
2.2 - 3.6	10.7	10.7	12.7	EPF186
2.4 - 3.6	8.7	8.7	12.7	EPF271
2.8 - 3.0	8.3	8.3	13.0	EPF146
2.8 - 3.6	6.4	6.4	12.7	EPF246
2.9 - 3.3	12.5	12.5	12.7	EPF187
3.1 - 3.8	12.7	12.7	12.7	EPF188
3.2 - 3.6	8.7	8.7	12.7	EPF189
3.2 - 5.1	12.7	12.7	12.7	EPF325
3.6 - 4.8	8.7	8.7	12.7	EPF191
4.4 - 4.6	6.3	6.3	8.0	EPF241
4.4 - 5.5	9.9	9.9	12.7	EPF192
4.4 - 5.6	9.3	9.3	12.7	EPF193
4.4 - 5.9	7.1	7.1	12.0	EPF194
5.5 - 6.0	11.1	11.1	12.7	EPF195
6.4 - 7.9	9.9	9.9	12.7	EPF196
9.0 - 9.5	10.0	10.0	15.0	EPF053

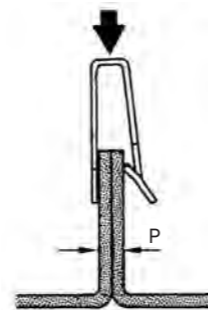
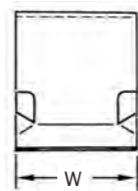
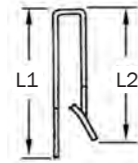
Edge Panel Fasteners - D Type



A range of robust fasteners designed to secure leather, cloth, soft plastics, fabrics, rigid plastic or fibreboard panels to metal. Barbs retain the assembly securely in position on one side whilst the flat side provides a neat, flush appearance on the other.

Typical applications include motor vehicles, furniture, seating and toys.

Material - Austempered Carbon Steel.



Edge Panel Fasteners - S Type

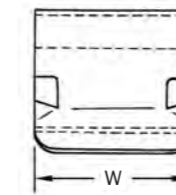
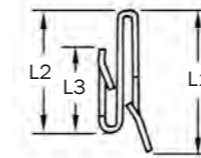


This practical range of fasteners is designed to hold metal, fibreboard or rigid plastic sheet material at 180° either to other metal panels or to each other. The barbs hold the clip securely in place, thus eliminating the need for holes and screws.

Where disassembly is a requirement, we also have a range of removable S Type Edge Panel Fasteners.

Typical applications include domestic appliances, motor vehicles, furniture, panelling, packaging, telecom equipment and electrical equipment.

Material - Austempered Carbon Steel.

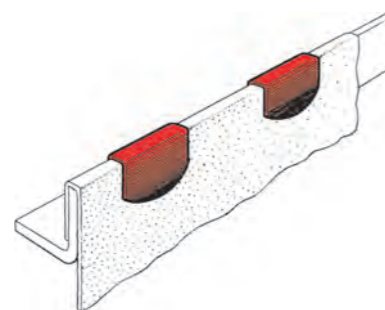


Non - Removable

P1	P2	L1	L2	L3	W	Part Number
0.2 - 1.2	1.8 - 2.0	11.9	11.9	11.5	12.7	EPF228
0.4 - 0.5	0.4 - 0.5	6.9	9.9	11.4	12.7	EPF208
0.5 - 1.2	0.5 - 1.2	7.9	8.3	7.9	12.7	EPF209
0.5 - 1.2	0.5 - 1.2	9.7	12.7	9.7	12.7	EPF210
0.6 - 1.2	0.6 - 1.2	11.2	11.2	11.2	12.7	EPF276
0.6 - 1.2	0.9 - 2.0	15.1	15.1	11.5	12.7	EPF249
0.7 - 1.2	0.7 - 1.2	9.9	9.9	9.9	12.7	EPF211
0.9 - 2.1	1.8 - 3.1	9.9	9.9	9.9	12.7	EPF212
1.0 - 1.3	1.8 - 2.0	14.0	13.5	12.0	20.0	EPF123
1.0 - 2.0	1.4 - 2.0	8.7	8.7	8.7	12.7	EPF213
1.5 - 2.0	1.5 - 2.0	9.5	10.7	9.0	38.0	EPF152
1.5 - 2.0	2.0 - 2.3	10.0	10.7	8.0	12.5	EPF125
1.5 - 2.4	2.6 - 3.2	11.9	11.9	11.9	12.7	EPF214

Removable

P1	P2	L1	L2	L3	W	Part Number
0.5 - 1.1	1.0 - 1.2	7.9	8.7	7.9	15.9	EPF221
0.8	1.6	7.7	7.7	7.8	16.0	EPF220
0.8 - 1.6	2.7	8.0	8.0	8.0	12.7	EPF251
0.9 - 1.6	1.2 - 1.6	11.0	11.0	11.0	18.0	EPF256
1.2	1.8	10.4	13.0	13.0	12.7	EPF254
1.2 - 1.8	0.5 - 1.6	13.0	11.0	11.0	12.0	EPF216
2.2 - 2.8	1.6	10.3	10.3	9.5	12.7	EPF277





Fascia/Trim Clips - Trim Panel Retained

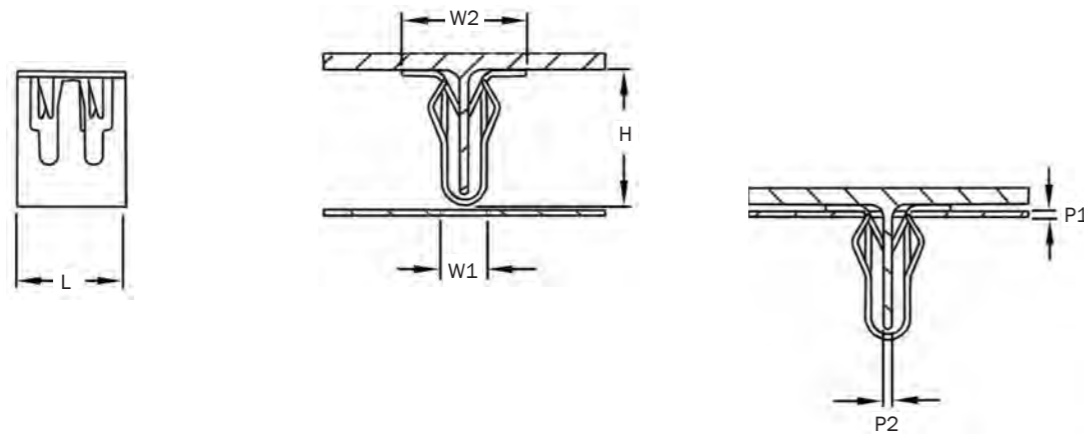
Here we show just a few examples of this popular and versatile style of clip. Primarily used by all the major automotive manufacturers to retain fascias, dashboards and trim panels, they have also been utilised to aid speed and ease of assembly in many other industrial applications.

Designed for use on rectangular studs or integrally moulded ribs on any lightweight application where removability is desired, they provide a snug, rattle-free installation, yet will yield to deliberate removal force when required.

To facilitate removal or replacement, the 'Headed and Unheaded Trim Panel Clips' have barbs which enable them to remain on the trim panel but disengage from the base panel, whereas the 'Retain on Base Panel Clips' are designed to remain fitted to the base panel but separate easily from the trim panel.

Typical applications include fascias, domestic appliances and motor vehicles.

Material - Austempered Carbon Steel.



Trim Panel Retained - Headed

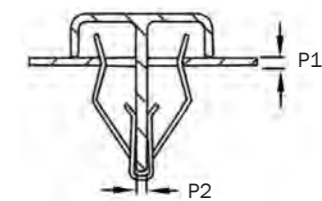
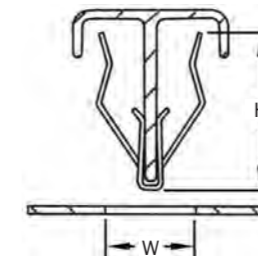
P1	P2	W1	W2	L	H	Part Number
0.7	1.0	5.5	-	9.5	15.6	EPF267
0.7	1.3	6.0	14.0	12.0	17.6	EPF284
0.7	1.5	6.0	14.0	12.0	15.1	EPF155
0.7	1.3	6.0	14.0	12.0	11.6	EPF278
0.8	1.0 - 1.2	5.4	11.8	16.0	8.3	EPF231
1.0	1.5 - 1.7	6.0	14.0	12.0	9.1	EPF167
1.0 - 1.7	1.0 - 3.0	6.0	14.0	12.0	16.0	EPF280
1.2 - 1.5	2.0 - 2.5	7.4	16.0	17.0	13.5	EPF232
1.5 - 2.0	1.5	6.0	15.0	12.0	15.1	EPF281
2.0	0.7 - 1.2	6.0	15.0	12.0	15.0	EPF285
2.5	1.7 - 2.1	8.5	15.0	14.0	17.9	EPF238
2.5	2.0	9.0	12.0	9.8	12.0	EPF279
6.0	1.6	6.0	15.0	10.0	18.2	EPF269



Trim Panel Retained - Unheaded

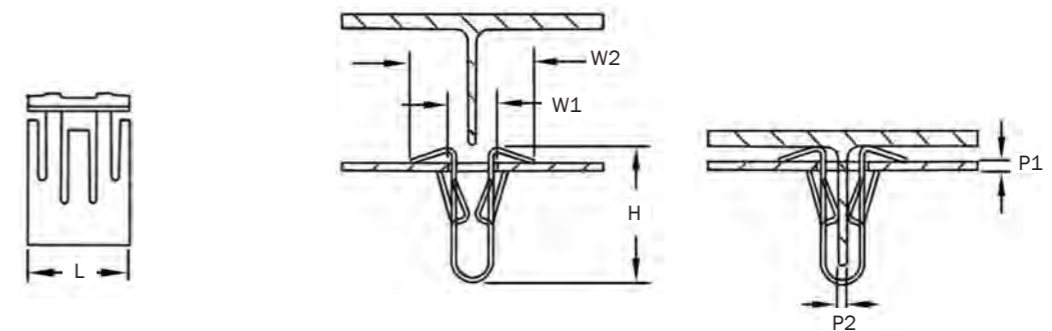


Base Panel Retained - Headed



Trim Panel Retained - Unheaded

P1	P2	W	L	H	Part Number
1.0	1.5 - 1.7	6.0	12.0	13.0	EPF282
2.5	1.2	8.0 - 8.5	9.5	18.0	EPF303
2.5	1.2 - 1.4	6.5	10.5	9.5	EPF268
2.5	1.7 - 2.1	8.5	10.0	16.5	EPF233
2.6	1.5	5.5	16.0	14.2	EPF234
5.0	1.5 - 1.7	8.5	10.0	18.5	EPF236



Base Panel Retained - Headed

P1	P2	W1	W2	L	H	Part Number
0.8 - 1.5	1.5 - 3.2	4.8	10.0	12.8	13.6	EPF235
1.0 - 1.5	1.8	6.0	15.0	12.0	15.8	EPF225

Fascia/Trim Clips - Trim Panel Retained - Continued

Designed for use on rectangular studs or integrally moulded ribs on any lightweight application where removability is desired, they provide a snug, rattle-free installation, yet will yield to deliberate removal force when required.

To facilitate removal or replacement, the 'Headed and Unheaded Trim Panel Clips' have barbs which enable them to remain on the trim panel but disengage from the base panel, whereas the 'Retain on Base Panel Clips' are designed to remain fitted to the base panel but separate easily from the trim panel.

Typical applications include fascias, domestic appliances and motor vehicles.

Material - Austempered Carbon Steel.



Plug Buttons - Metal Decorative

Where appearance is important, snap-in Plug Buttons cover redundant holes and offer a pleasing appearance when installed.

Designed for easy insertion without special tools, the Plug Button can be easily removed and re-fitted as required. These Buttons can be fitted prior to painting.

Typical applications include cabinets, furniture and caravans.

Material - Austempered Carbon Steel.



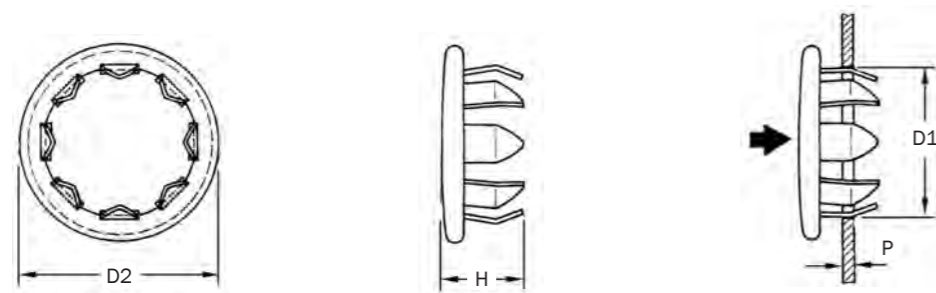
Plug Buttons - Self-Sealing

Self-Sealing Plug Buttons snap into round holes without the use of special tools. They can be removed and re-used if required and are ideal for use in oily or greasy environments.

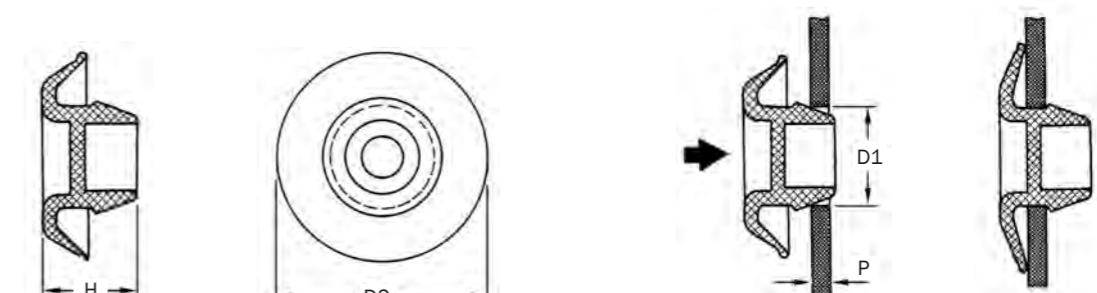

Typical applications include motor vehicles, domestic appliances, electrical equipment and telecom equipment.

Material - Polythene.

Typical Colours - Black, Natural.



D1	P	D2	H	Part Number
6.4	0.8 - 2.0	10.3	6.4	PLB097
7.9	0.9 - 1.6	11.1	6.4	PLB055
9.5	2.4 - 4.3	13.5	9.5	PLB059
12.7	0.9 - 1.6	16.7	6.8	PLB099
15.9	1.6 - 2.0	20.2	7.5	PLB100
19.1	1.0 - 2.4	23.8	7.5	PLB101
25.4	1.6 - 2.4	29.4	7.9	PLB102



D1	P	D2	H	Part Number
7.9	0.9 - 1.5	18.8	9.1	PLB164
9.5	0.9 - 1.5	19.9	9.1	PLB087
10.0	0.8 - 1.5	17.0	6.5	PLB187
12.7	0.9 - 1.5	23.8	9.1	PLB088
13.5	0.9 - 1.5	23.8	9.1	PLB165
14.3	0.9 - 1.5	24.6	9.1	PLB089
19.1	0.9 - 1.5	31.0	9.1	PLB091
20.0	0.7 - 0.9	29.0	10.0	PLB167
22.2	0.9 - 1.5	32.5	9.1	PLB163
25.4	0.9 - 1.5	35.7	9.1	PLB093
30.0	0.7 - 0.9	38.5	10.5	PLB198
31.8	0.9 - 1.5	42.0	9.1	PLB094
38.1	0.9 - 1.5	48.4	9.1	PLB095





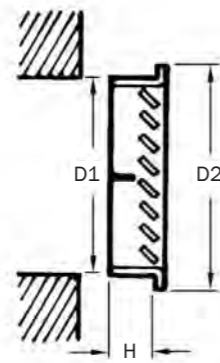
Hole Plugs - Ventilated

Ventilation Plugs are suitable for use in applications where the passage of air, heat or sound needs to be permitted. Manufactured in weather-resistant nylon, these plugs are also suitable for many outdoor installations.

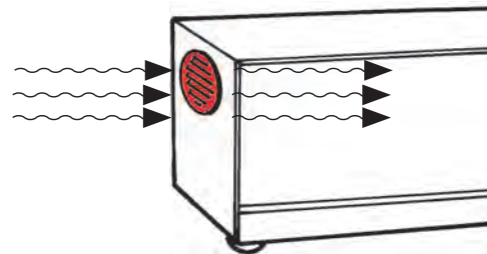
Typical applications include electrical equipment and domestic appliances.

Material - Nylon.

Typical Colours - Black, White.



D1	D2	H	Part Number
25.0	30.0	10.0	PLB082
43.0	50.0	12.0	PLB085
70.0	80.0	15.5	PLB086



Hole Plugs

These Hole Plugs are used to cover drainage or redundant holes and are easily inserted.

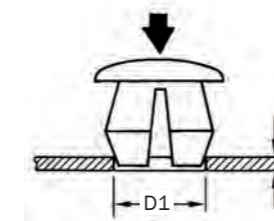
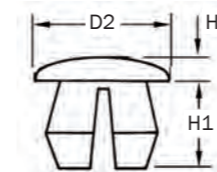
Type 1 is designed to push through the hole and is therefore suitable for a fixed or limited range of panel thickness. **Type 2** is friction fit and can therefore be used in unlimited panel thickness or blind/cored holes.

Please ask for samples to ensure fit and function as styles may differ from the one shown.

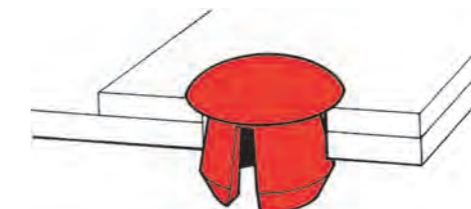
Typical applications include domestic appliances, electrical equipment, fascia panels and electrical products.

Material - Nylon.

Typical Colours - Black, Natural, White.



D1	P	D2	H1	H2	Type	Part Number
4.8	0.8 - 1.6	8.7	3.7	2.0	1	PLB037
5.0	-	8.5	9.5	1.0	2	PLB104
5.5	0.8 - 1.5	10.3	4.4	1.6	1	PLB038
8.0	-	11.0	5.0	2.0	2	PLB105
8.0	1.0 - 4.5	14.3	7.9	1.9	1	PLB041
10.0	-	13.0	3.0	2.0	2	PLB106
10.0	-	13.0	6.0	2.0	2	PLB107
11.0	2.3 - 2.5	16.0	6.5	2.5	1	PLB047
11.9	-	18.0	8.5	-	2	CAP054
14.3	0.8 - 3.6	18.6	6.0	1.6	1	PLB127
15.0	-	19.0	6.0	2.5	2	PLB108
15.0 - 15.2	0.9	19.0	6.0	2.0	1	PLB205
15.9	0.8 - 1.8	20.2	4.7	1.6	1	PLB129
16.5	3.5	22.0	10.0	2.0	1	PLB049
31.7	0.8 - 0.9	38.1	6.4	2.4	1	PLB058





Hole Plugs - Locking

These Locking Hole Plugs are designed to positively snap into unused holes in chassis and panels, providing a pleasing appearance once fitted.

Typical applications include domestic appliances, motor vehicles, cabinets and electrical equipment.

Material - Nylon.
Typical Colour - Black.

Flexible Protection Caps



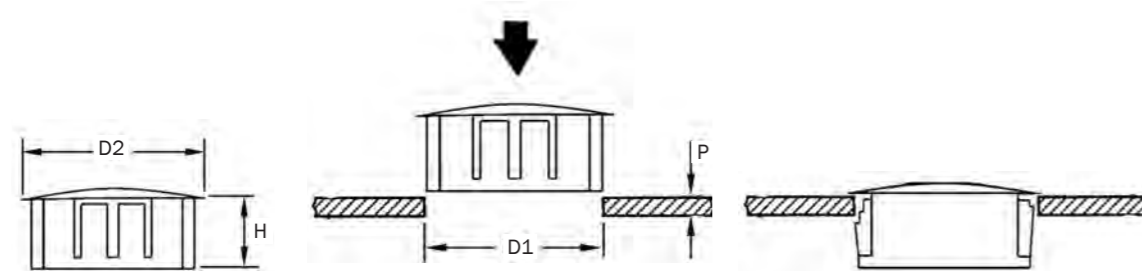
These Flexible Protection Caps offer tough protection at the same time as an attractive finish for many industrial products. Quick and easy to apply, they fit snugly without splitting or cracking and offer excellent insulation qualities as well as resistance to weather, moisture and chemicals.

A larger range of sizes is available. Please contact our sales office for details.

Typical applications include thread protection, paint masking, insulating and decorative coverings.

Material - PVC.
Typical Colour - Black.

120



D1	P	D2	H	Part Number
4.8	0.8 - 1.6	6.4	5.9	PLB142
6.4	0.8 - 1.6	8.0	8.0	PLB080
8.0	0.8 - 1.6	9.5	8.0	PLB079
9.5	0.8 - 3.2	12.0	10.3	PLB145
11.0	0.8 - 3.2	13.5	10.3	PLB146
12.7	0.8 - 3.2	14.6	10.3	PLB147
14.3	0.8 - 3.2	16.7	10.3	PLB148
15.9	0.8 - 3.2	18.2	10.3	PLB149
17.5	0.8 - 3.2	20.0	10.3	PLB150
19.0	0.8 - 3.2	23.2	10.3	PLB151
20.6	0.8 - 3.2	22.6	10.3	PLB152
22.2	0.8 - 3.2	25.8	11.5	PLB153
25.4	0.8 - 3.2	30.5	11.5	PLB154
28.0 - 28.5	0.8 - 3.2	31.0	11.5	PLB155
30.1	0.8 - 3.2	33.3	11.5	PLB156
32.0	0.8 - 3.2	34.9	11.5	PLB157
35.0	0.8 - 3.2	38.0	11.5	PLB158
38.0	0.8 - 3.2	42.7	11.5	PLB159
45.0	0.8 - 3.2	48.9	11.5	PLB160
51.0	0.8 - 3.2	55.0	11.5	PLB161
63.5	0.8 - 6.4	70.5	19.0	PLB162

121



D	L	T	Part Number
1.6	12.7	0.7	CAP245
1.8	12.7	0.7	CAP246
2.0	12.7	0.7	CAP247
2.4	12.7	0.7	CAP248
2.4	19.1	1.3	CAP249
2.8	12.7	0.8	CAP250
2.8	25.4	1.5	CAP301
3.2	12.7	0.8	CAP251
3.5	12.7	0.8	CAP252
3.5	19.1	0.8	CAP253
4.0	12.7	0.8	CAP254
4.4	12.7	1.0	CAP255
4.4	25.4	1.5	CAP256
4.8	12.7	1.0	CAP257
4.8	19.1	1.0	CAP258
4.8	25.4	1.5	CAP302
5.3	12.7	1.0	CAP259
5.3	12.7	1.0	CAP260
5.5	12.7	1.0	CAP261
5.9	12.7	1.0	CAP262
5.9	25.4	1.5	CAP263
6.4	12.7	1.0	CAP264
7.1	12.7	1.0	CAP265
7.1	19.1	1.0	CAP266
7.1	25.4	1.5	CAP267
8.0	12.7	1.0	CAP268
8.0	19.1	1.0	CAP269
8.0	25.4	1.5	CAP270
8.7	12.7	1.0	CAP271
8.7	19.1	1.0	CAP272

D	L	T	Part Number
9.5	12.7	1.0	CAP273
9.5	19.1	1.0	CAP274
10.3	12.7	1.4	CAP275
10.3	19.1	1.4	CAP276
10.3	25.4	1.5	CAP277
11.1	12.7	1.4	CAP278
11.1	19.1	1.4	CAP279
11.1	25.4	1.5	CAP280
12.7	12.7	1.4	CAP281
12.7	19.1	1.4	CAP282
12.7	25.4	1.4	CAP283
13.5	12.7	1.5	CAP284
13.5	19.1	1.5	CAP285
14.3	12.7	1.5	CAP286
14.3	19.1	1.5	CAP287
14.3	25.4	1.5	CAP288
15.9	12.7	1.5	CAP289
15.9	19.1	1.5	CAP290
15.9	25.4	1.5	CAP291
17.5	12.7	1.5	CAP292
17.5	25.4	1.5	CAP293
19.1	19.1	1.5	CAP294
19.1	25.4	1.5	CAP295
20.6	19.1	1.5	CAP296
20.6	25.4	1.5	CAP297
21.4	12.7	1.5	CAP298
21.4	25.4	1.5	CAP299
25.4	25.4	1.5	CAP300



Plastic Rivets - R-Loks

R-Loks are non-corrosive, non-conducting plastic rivets which are designed for medium-duty fastening of a wide variety of materials including soft rubbers, urethanes, padded fabrics and plastics. They provide a non-marking, enlarged bearing surface that draws panels together securely, without secondary washers, whilst still allowing for thermal expansion.

They can be easily applied using standard hand or powered rivet setting tools. Alternatively, for small to medium production runs, our Manual Insertion Tool **INT002** can be used for all sizes, using a simple squeezing action to apply.

Typical applications include motor vehicles and domestic appliances.

Materials - Nylon (Body), Acetal (Pin).
Typical Colour - Black.

Plastic Rivets - Expansion Type



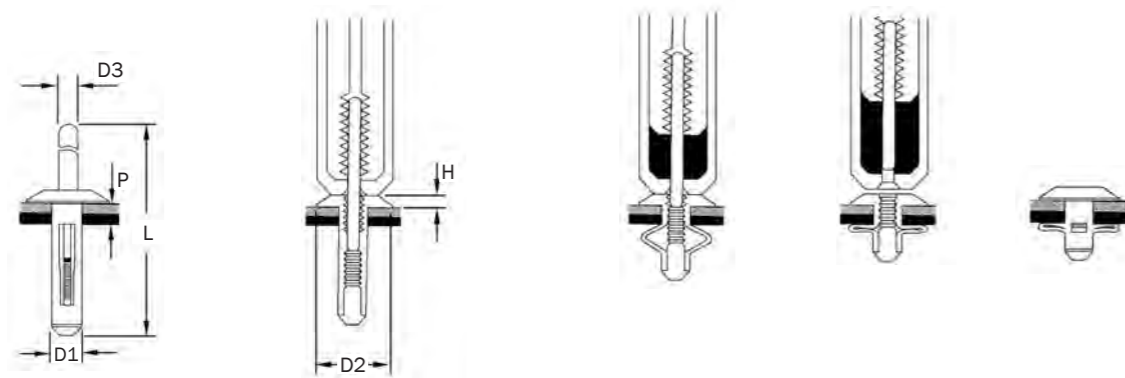
These one-piece Expansion Rivets can be used for fitting components or securing plastic or metal panels and are ideal in situations where the work area is only accessible from one side.

The Rivet expands in the hole as the drive pin is pushed inwards, locking the assembly firmly into place. These fasteners are best fitted using our Manual Insertion Tools. Rivets with a pin diameter of over 4mm should be fitted with a hammer.

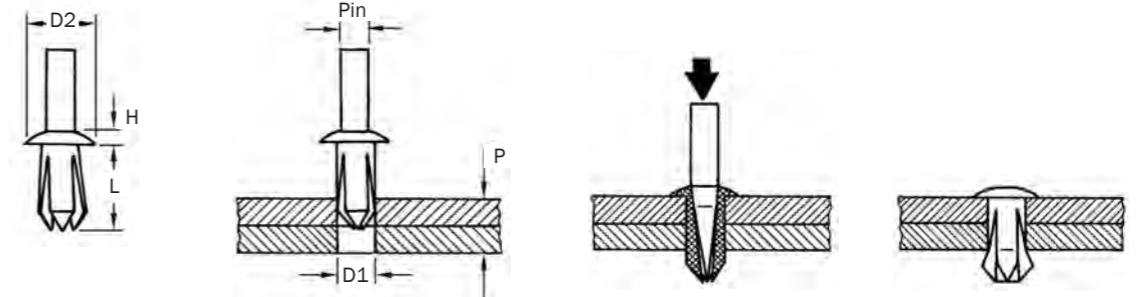
* Pre-driven Expansion Rivets have the pin partially driven into the body of the Rivet to aid assembly.

Typical applications include telecom equipment, motor vehicles, domestic appliances, furniture and electrical equipment.

Material - Nylon.
Typical Colours - Black, Natural, White.



D1	P	D2	D3	L	H	Part Number
4.0	1.5 - 4.5	8.0	2.4	48.0	2.5	PER001
4.8	1.5 - 4.5	9.0	2.9	49.0	2.5	PER003
4.8	4.0 - 6.0	9.0	2.9	48.0	2.5	PER004
5.0	1.5 - 4.5	12.0	2.9	48.0	1.8	PER006
5.0	3.0 - 4.0	9.0	2.9	46.5	2.0	PER016
5.0	3.0 - 4.5	12.0	2.9	48.0	1.8	PER018
5.0	3.0 - 6.0	12.0	2.9	48.0	1.8	PER019
5.0	3.0 - 6.0	12.0	2.9	46.5	3.3	PER020
5.0	6.0 - 10.0	12.0	2.9	51.0	1.8	PER021
6.0	4.0 - 8.5	13.0	3.6	56.0	2.5	PER022
6.3	4.0 - 10.0	13.0	3.9	56.0	2.5	PER030
6.3	4.0 - 10.0	17.0	3.9	56.0	2.5	PER010
6.3	8.0 - 12.0	16.8	3.9	58.4	2.5	PER012



Expansion Type

D1	P	D2	H	L	Pin	Part Number
3.0 - 3.5	1.0 - 3.5	4.8	1.2	5.0	2.0	DRR005
3.5	2.0 - 5.0	8.0	2.0	7.0	2.2	DRR050
3.9 - 4.2	3.9 - 6.4	6.4	1.3	8.2	2.4	DRR054*
4.0 - 4.2	4.0 - 6.4	7.6	1.3	8.7	2.5	DRR006*
4.8 - 5.4	1.2 - 4.8	8.7	2.2	7.9	3.0	DRR010
4.8 - 5.4	1.6 - 4.8	7.1	1.9	7.5	2.9	DRR007*
4.8 - 5.4	1.6 - 4.8	11.4	2.0	7.5	3.0	DRR108*
4.8 - 5.4	4.0 - 8.7	7.1	1.2	11.2	3.2	DRR011*
4.9 - 5.3	8.0 - 11.0	10.0	2.0	15.0	3.0	DRR001
5.5	0.8 - 1.6	9.5	5.7	4.3	3.2	DRR072
5.5 - 6.3	2.4 - 8.0	9.5	2.0	11.9	3.1	DRR012*
5.5 - 6.5	2.4 - 7.9	9.5	2.0	11.9	3.2	DRR058
5.8 - 6.0	3.8 - 5.0	17.5	3.0	12.0	3.0	DRR021
5.9 - 7.1	2.0 - 8.0	10.0	2.0	12.0	3.5	DRR051
6.4 - 6.9	5.5 - 9.5	11.0	2.0	12.3	4.0	DRR114
6.4 - 6.9	5.5 - 9.5	15.0	2.0	12.0	4.0	DRR056
7.9 - 8.5	4.0 - 7.0	16.0	2.0	12.0	4.9	DRR057
8.0 - 8.5	0.8 - 9.5	12.5	2.2	12.4	5.6	DRR113

Manual Insertion Tool

Description	Part Number
Tool - Up to 2.2mm Pin Diameter	INT007
Tool - Up to 3.2mm Pin Diameter	INT008
Tool - Up to 4.0mm Pin Diameter	INT009

Plastic Rivets - Removable Push Type

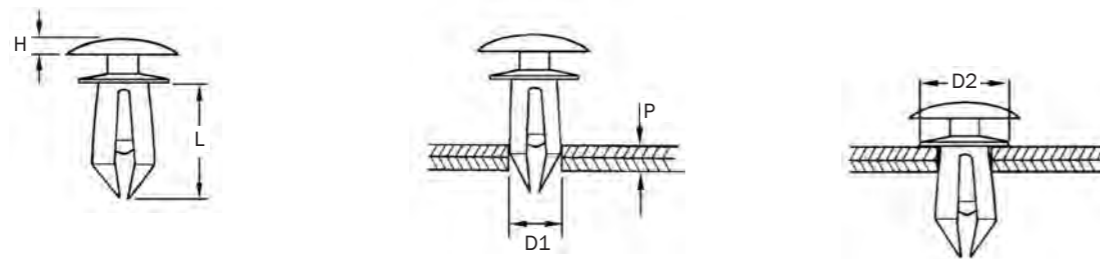


Push Rivets provide a reusable solution when fixing panels or components together.

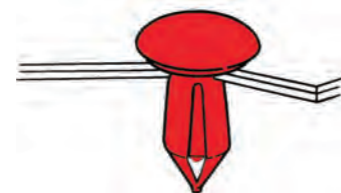
Quick and easy to install, the closed-nose design option provides further help with alignment when the application is blind. Strong, robust and vibration resistant, these Push Rivets will only become loose when required. This is achieved by levering a screwdriver under the head, thus releasing the expansion pin.

Typical applications include motor vehicles and domestic appliances.

Material - Nylon.
Typical Colour - Black.



D1	P	D2	H	L	Type	Part Number
2.5 - 2.6	4.1 - 4.6	4.8	1.5	8.8	Closed Nose	DRR023
3.1 - 3.3	6.1 - 6.7	5.5	1.5	11.6	Closed Nose	DRR027
4.9 - 5.2	4.6 - 7.5	7.2	1.0	13.2	Open Nose	DRR038
5.0	6.0 - 9.0	10.0	0.8	11.8	Open Nose	DRR094
6.0 - 6.2	2.0 - 10.0	15.0	2.0	15.0	Open Nose	DRR081
6.0 - 6.2	2.0 - 10.0	20.0	2.0	17.0	Open Nose	DRR101
6.0 - 6.2	2.0 - 15.0	15.0	2.0	20.0	Open Nose	DRR098
6.0 - 6.2	7.0 - 15.0	15.0	2.0	20.0	Open Nose	DRR092
6.2 - 6.7	1.5 - 5.8	17.8	2.5	14.2	Open Nose	DRR041
6.2 - 6.7	1.5 - 7.6	17.8	2.0	20.4	Closed Nose	DRR031
6.3 - 7.0	2.5 - 8.9	15.0	2.0	22.8	Closed Nose	DRR032
6.3 - 7.0	5.6 - 11.0	25.4	2.5	28.5	Closed Nose	DRR033
7.9 - 8.4	1.5 - 8.0	20.0	3.1	17.0	Open Nose	DRR116
8.0	3.5 - 8.5	15.0	1.8	11.0	Open Nose	DRR095
8.0 - 8.3	3.0 - 8.0	15.0	2.7	20.0	Closed Nose	DRR035
8.0 - 8.3	3.0 - 8.0	20.0	2.7	20.0	Closed Nose	DRR074



Scrivets



Open Nose
Type 1 - Raised Head



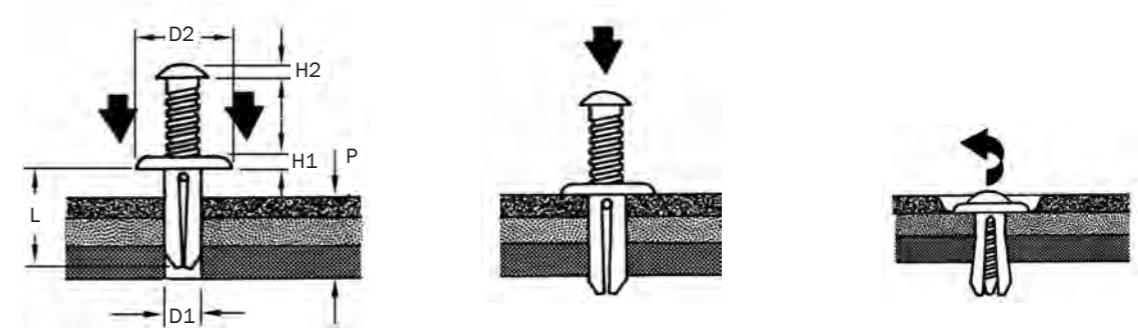
Closed Nose
Type 2 - Flush Head

Scrivets are a simple but versatile removable riveting system, ideal for applications where maintenance or servicing is required.

Fitting is achieved by driving the integral screw into the body, whilst removal is effected by means of a screwdriver.

Typical applications include motor vehicles, domestic appliances, audio equipment, boats and furniture.

Material - Nylon.
Typical Colour - Black.

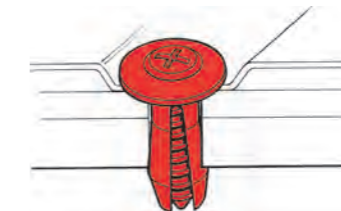


Type 1 - Raised Head

D1	P	D2	H1	H2	L	Type	Part Number
5.0	3.8 - 6.0	12.0	1.5	2.5	11.0	Open Nose	SCR001
6.2	3.0 - 5.8	12.0	1.5	2.6	20.0	Open Nose	SCR022
6.2	5.2 - 10.0	-	-	2.6	15.4	Open Nose	DRR073
6.5	4.0	16.0	1.5	2.5	11.0	Open Nose	SCR002
8.0	3.0 - 10.0	20.0	1.3	2.5	14.0	Open Nose	SCR003
8.0	6.0 - 14.0	18.0	2.0	2.0	19.0	Open Nose	SCR004

Type 2 - Flush Head

D1	P	D2	H1	H2	L	Type	Part Number
4.5 - 4.8	8.4 - 9.9	9.7	1.5	-	18.3	Closed Nose	SCR009
5.0	2.5 - 3.5	11.0	3.0	2.5	12.5	Closed Nose	SCR010
6.2 - 7.0	3.0 - 4.5	15.0	-	1.5	12.5	Open Nose	SCR021
6.3 - 6.8	2.5 - 8.0	15.5	3.0	0.8	22.8	Closed Nose	SCR013
6.3 - 6.8	2.5 - 8.0	17.8	3.0	0.8	22.8	Closed Nose	SCR012
8.0	2.5	20.0	3.0	1.0	8.5	Open Nose	SCR008
8.0 - 8.5	3.5 - 8.5	15.0	3.0	0.8	20.0	Closed Nose	SCR015



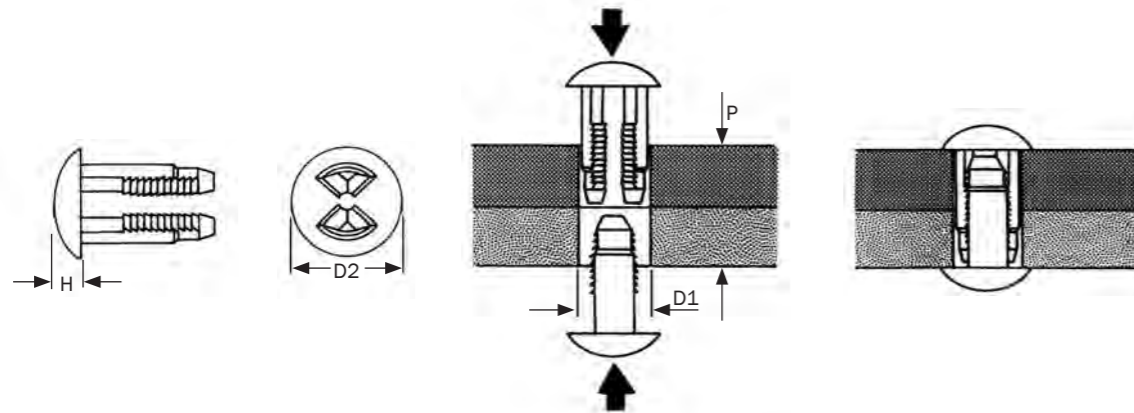
Plastic Rivets - Ratchet Type



Ratchet Type Rivets are unique fasteners consisting of two identical parts. During assembly, these two parts are simply pushed together forming a secure and tamper-proof fixing, typically of two panels.

Typical applications include motor vehicles, domestic appliances, audio equipment and furniture.

Material - Nylon.
Typical Colours - Natural, Black.



D2	P	D1	H	Part Number
9.0	3.0 - 3.7	5.0	1.5	RAT021
10.3	5.7 - 8.7	7.1	2.3	RAT007
10.3	6.0 - 7.6	7.1	1.6	RAT015
10.3	8.8 - 12.7	7.1	1.6	RAT016
10.3	12.7 - 20.6	7.1	1.6	RAT017
10.3	19.8 - 34.9	7.1	1.6	RAT020
19.1	6.0 - 7.6	7.1	2.4	RAT011
19.1	8.8 - 12.7	7.1	2.4	RAT012
19.1	12.7 - 20.6	7.1	2.4	RAT013
19.1	19.8 - 35.0	7.1	2.4	RAT014

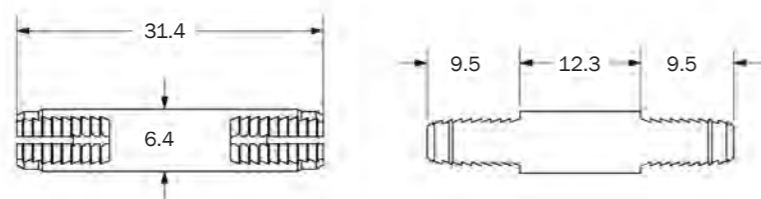
Plastic Rivets Extender Piece



This Ratchet Rivet Extender Piece is used with the standard ratchet rivets to span larger panel ranges. It extends the panel range of the chosen ratchet rivet by 12mm.

Typical applications include motor vehicles, domestic appliances, audio equipment and furniture.

Material - Nylon.
Typical Colours - Black, Natural.



Plastic Rivets - Snap Type

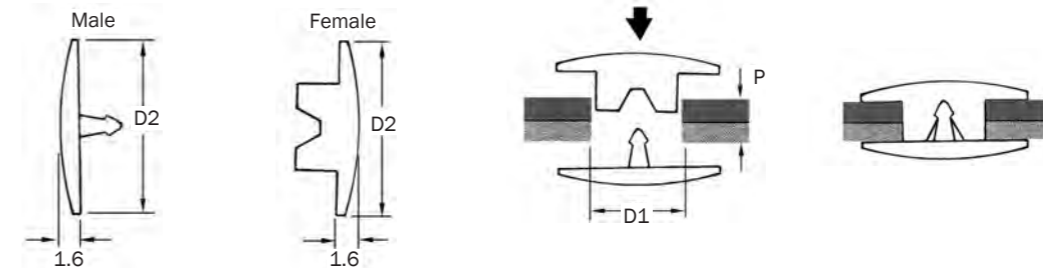


Snap Type Rivets are simple and quick to fit. They consist of a male and female component which simply snap together with finger pressure and provide a neat appearance on both sides of the assembly. They are ideal for applications such as securing signs and panels, in both rigid and flexible materials.

The panel range is relevant when both the male and female parts are assembled.

Typical applications include display units, signs, colour swatches and display folders.

Material - Polycarbonate.
Typical Colour - Clear.




Male

P	D1	D2	Part Number
4.3 - 4.8	8.2	15.9	SNR024
5.6 - 6.1	8.2	15.9	SNR025
8.1 - 8.6	8.2	15.9	SNR026

Female

D1	D2	Part Number
8.2	15.9	SNR027



Mini Rivets

Mini Rivets are light-duty two-piece fasteners consisting of a male and female component which are pushed together for quick and easy fitting. They are ideal for applications such as securing signs and panels, in both rigid and compressible materials.

Typical applications include colour swatches, display folders, paper, card and plastic folders.

Material - Nylon.
Typical Colour - Natural.

Plastic Rivets - Button Type

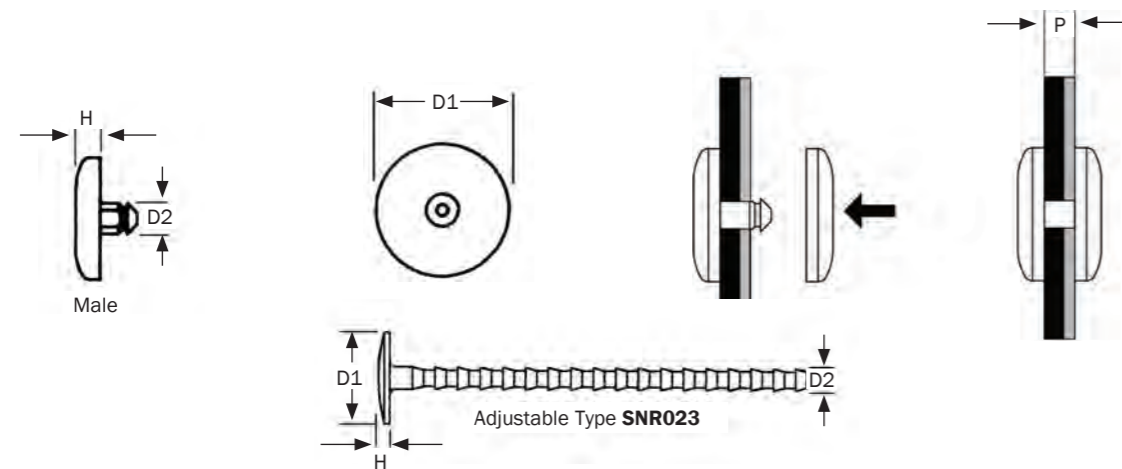


Plastic Button Rivets are blind rivets that securely join two or more thicknesses of material. Once installed, they have an exceptionally neat appearance, are non-conducting and will not corrode or tarnish.

These rivets can be removed and re-used if required.

Typical applications include motor vehicles, domestic appliances, audio equipment and furniture.

Material - Nylon.
Typical Colour - Black.



Use with Female SNR007

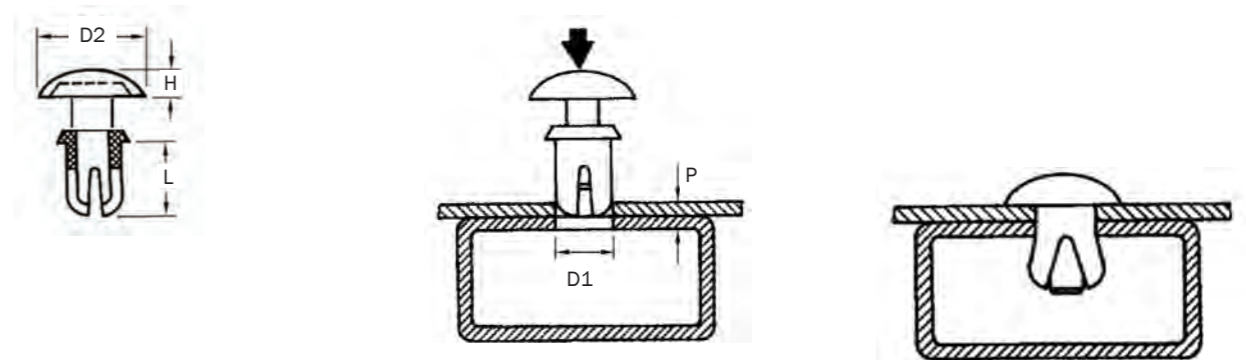
D1	P	D2	H	Part Number
6.4	0.3	1.5	1.3	SNR001
6.4	0.5	1.5	1.3	SNR002
6.4	0.8	1.5	1.3	SNR003
6.4	1.1	1.5	1.3	SNR004
6.4	1.6	1.5	1.3	SNR005
6.4	1.9	1.5	1.3	SNR006

Use with Female SNR014

D1	P	D2	H	Part Number
9.5	0.5	2.4	1.9	SNR008
9.5	0.8	2.4	1.9	SNR009
9.5	1.1	2.4	1.9	SNR010
9.5	1.6	2.4	1.9	SNR011
9.5	1.9	2.4	1.9	SNR012
9.5	2.3	2.4	1.9	SNR013

Use with Female SNR022

D1	P	D2	H	Part Number
12.7	0.8	3.2	2.5	SNR015
12.7	1.1	3.2	2.5	SNR016
12.7	1.6	3.2	2.5	SNR017
12.7	2.4	3.2	2.5	SNR018
12.7	3.2	3.2	2.5	SNR019
12.7	4.8	3.2	2.5	SNR020
12.7	8.3	3.2	2.5	SNR021
12.7	3.2 - 55.5	3.2	1.6	SNR023



D1	P	D2	H	L	Part Number
2.1 - 2.2	0.6 - 1.2	4.2	1.2	2.4	BUR034
2.1 - 2.2	1.3 - 2.0	4.2	1.2	3.2	BUR035
2.1 - 2.2	2.1 - 2.8	4.2	1.2	4.0	BUR036
2.1 - 2.2	2.9 - 3.6	4.2	1.2	4.8	BUR037
2.1 - 2.2	3.7 - 4.4	4.2	1.2	5.6	BUR038
2.1 - 2.2	4.4 - 5.0	4.2	1.2	6.4	BUR039
2.7 - 2.8	1.0 - 2.0	5.0	1.4	3.2	BUR040
2.7 - 2.8	2.0 - 3.0	5.0	1.4	4.2	BUR041
2.7 - 2.8	2.7 - 3.6	5.0	1.4	4.8	BUR042
2.7 - 2.8	3.4 - 4.3	5.0	1.4	5.5	BUR043
2.7 - 2.8	4.3 - 5.2	5.0	1.4	6.4	BUR044
2.7 - 2.8	5.1 - 6.0	5.0	1.4	7.2	BUR045
3.1 - 3.2	1.0 - 2.0	6.4	1.6	3.5	BUR046
3.1 - 3.2	2.0 - 3.0	6.4	1.6	4.5	BUR047
3.1 - 3.2	3.0 - 4.0	6.4	1.6	5.5	BUR048
3.1 - 3.2	4.0 - 5.0	6.4	1.6	6.5	BUR049
3.1 - 3.2	5.0 - 6.0	6.4	1.6	7.5	BUR050
3.1 - 3.3	5.5 - 6.5	6.4	1.6	8.0	BUR051
3.1 - 3.4	6.5 - 7.5	6.4	1.6	9.0	BUR052
3.1 - 3.5	7.5 - 8.5	6.4	1.6	10.0	BUR053
3.6 - 3.7	1.2 - 2.1	6.4	1.6	3.5	BUR027
3.6 - 3.7	2.1 - 3.0	6.4	1.6	4.5	BUR028
3.6 - 3.7	2.7 - 3.6	6.4	1.6	5.0	BUR029
3.6 - 3.7	3.0 - 4.0	6.4	1.6	5.5	BUR030
3.6 - 3.7	3.7 - 4.6	6.4	1.6	6.0	BUR031

D1	P	D2	H	L	Part Number
3.6 - 3.7	4.5 - 5.5	6.4	1.6	7.0	BUR032
3.6 - 3.7	5.5 - 6.5	6.4	1.6	8.0	BUR033
4.1	1.5 - 2.5	8.0	2.0	4.5	BUR006
4.1 - 4.2	2.5 - 3.5	8.0	1.8	5.0	BUR054
4.1 - 4.2	3.5 - 4.5	8.0	1.8	6.0	BUR055
4.1 - 4.2	4.5 - 5.5	8.0	1.8	7.2	BUR056
4.1 - 4.2	5.5 - 6.5	8.0	1.8	8.0	BUR057
4.1 - 4.2	6.5 - 7.5	8.0	1.8	9.0	BUR058
4.1 - 4.2	7.5 - 8.5	8.0	1.8	10.0	BUR059
4.1 - 4.2	9.0 - 10.0	8.0	1.8	12.0	BUR060
5.1 - 5.2	1.5 - 2.5	9.0	2.2	4.5	BUR061
5.1 - 5.2	2.5 - 3.5	9.0	2.2	5.6	BUR062
5.1 - 5.2	3.5 - 4.5	9.0	2.2	6.5	BUR063
5.1 - 5.2	4.5 - 5.5	9.0	2.2	7.5	BUR070
5.1 - 5.2	5.5 - 6.5	9.0	2.2	8.5	BUR065
5.1 - 5.2	6.5 - 7.5	9.0	2.2	9.5	BUR066
5.1 - 5.2	7.5 - 8.5	9.0	2.2	10.5	BUR067
6.1	1.5 - 2.5	11.0	3.0	4.5	BUR019
6.1 - 6.2	2.5 - 4.0	12.0	2.5	6.0	BUR068
6.1 - 6.2	3.5 - 5.5	12.0	3.0	8.0	BUR069
6.1	4.5 - 5.5	11.0	3.0	7.5	BUR022
6.1	5.5 - 6.5	11.0	3.0	8.5	BUR023
6.1	6.5 - 7.5	11.0	3.0	9.5	BUR024
6.1	7.5 - 8.5	11.0	3.0	10.5	BUR025



Releasable Drive Rivets - Quarter Turn

These Quick Release Rivets are ideal for wide-ranging applications where ease of assembly and speedy access are required. The Quarter Turn Drive Rivet is a robust vibration-resistant fastening system that secures the application in place with a push-to-close action requiring only finger pressure. To release, requires just a quarter turn using a screwdriver.

Typical applications include audio equipment, furniture, telecom equipment, motor vehicles, electrical equipment and domestic appliances.

Material - Nylon.
Typical Colour - Black.

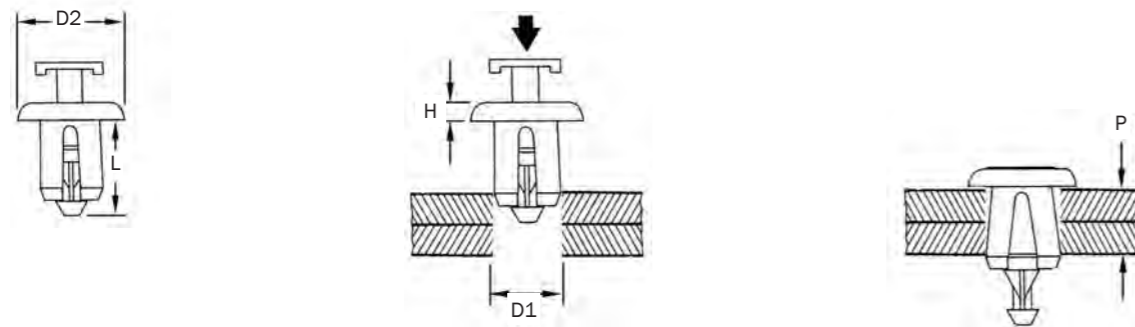


Releasable Drive Rivets - Push Release Pin

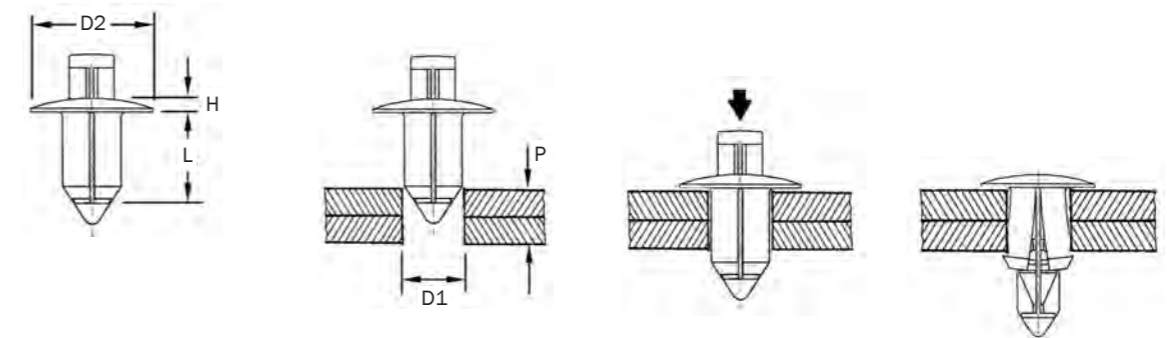
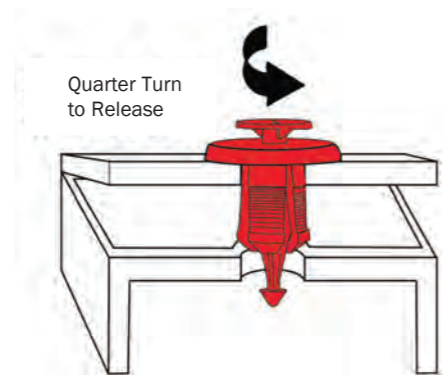
These Quick Release Rivets are ideal for wide-ranging applications where ease of assembly and speedy access are required. The Push Release Pin Drive Rivet is placed into the panel and the expansion pin pushed down to secure in place. For quick release, the expansion pin is pushed down once more.

Typical applications include audio equipment, furniture, telecom equipment, motor vehicles, electrical equipment and domestic appliances.

Material - Acetal.
Typical Colour - Black, Grey.



D1	P	D2	H	L	Part Number
6.2 - 6.4	2.0 - 6.0	12.0	2.8	11.4	DRR066
6.9 - 7.1	4.0 - 6.0	13.0	2.0	12.0	DRR065
8.2	3.0 - 8.0	18.0	2.8	13.9	DRR067



D1	P	D2	H	L	Part Number
6.0	3.0 - 18.0	24.0	2.5	21.7	DRR075
6.0	10.0 - 13.0	20.0	2.5	18.2	DRR076
8.0	10.0 - 13.0	15.0	2.5	18.2	DRR079



Top Hat Pushnuts

Top Hat Pushnuts cover the end of a rod or stud with a neat, smooth cap and provide a safe, economical fixing for castors, rollers and wheels of all kinds.

These parts are fast to apply and simple to push on. The nuts automatically align square with the stud axis.

Typical applications include toys, trolleys, rollers and furniture.

Material - Austempered Carbon Steel.

Flat Round Pushnuts



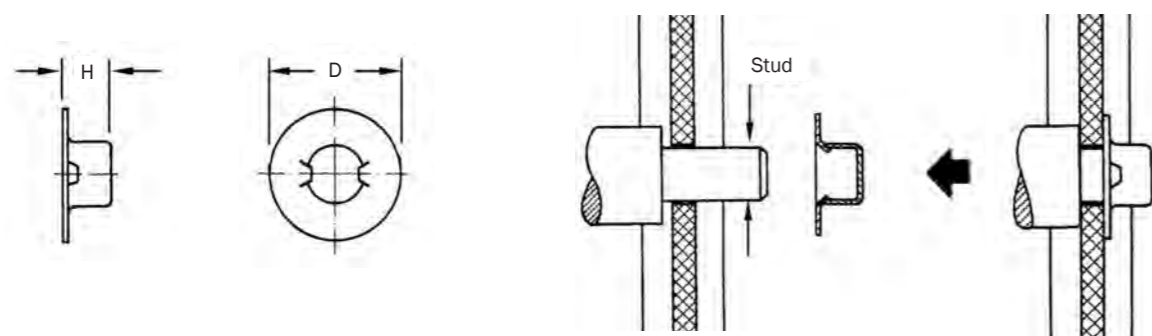
This is the most economical fastener of its kind on the market. It provides a good balance between maximum holding strength and reasonable push-on force.

Pushnuts can be applied with maximum speed, since pushing on (especially with an air hammer) is much faster than running down nuts. These fasteners are especially suitable for products shipped in knock-down form.

Typical applications are found in motor vehicles, domestic appliances, toys and golf trolleys.

F1 = Maximum Push-on Force in Newtons.
F2 = Minimum Holding Strength in Newtons.

Material - Austempered Carbon Steel.



Stud Metric	Stud Imperial	D	H	Type	Part Number
4	-	10.1	5.3	2 Prong	PUN037
5	3/16	12.6	5.2	2 Prong	PUN098
6	-	12.0	6.6	3 Prong	PUN099
6	-	14.3	5.3	3 Prong	PUN107
8	5/16	14.3	7.3	3 Prong	PUN109
10	-	19.0	7.0	2 Prong	PUN097
10	-	19.0	6.9	3 Prong	PUN111
-	7/16	22.3	8.3	2 Prong	PUN047
12	-	22.4	8.3	2 Prong	PUN041
12	-	23.8	8.3	2 Prong	PUN101
-	1/2	23.8	8.3	2 Prong	PUN048



Stud Metric	Stud Imperial	D	H	F1	F2	Part Number
-	1/16	5.0	1.0	89	445	PUN053
-	3/32	5.0	1.0	111	801	PUN054
-	1/8	6.4	0.8	156	1,112	PUN055
-	1/8	9.5	1.3	116	1,558	PUN056
-	5/32	11.1	1.2	67	267	PUN043
4	-	11.1	1.2	67	267	PUN072
4	-	11.1	1.5	111	712	PUN029
-	3/16	11.1	1.4	67	890	PUN057
-	3/16	11.1	1.6	111	1,780	PUN058
5	-	11.1	1.3	67	890	PUN030
5	-	11.1	1.5	111	1,780	PUN073
6	-	13.5	1.5	111	1,780	PUN031
6	-	13.5	1.8	134	2,670	PUN074
-	1/4	13.5	1.5	111	1,780	PUN059
-	1/4	13.5	1.7	200	2,670	PUN060
-	5/16	11.9	1.0	178	1,200	PUN061
-	5/16	15.9	1.6	180	2,900	PUN062
-	5/16	15.9	1.8	270	1,110	PUN063
-	5/16	23.8	2.5	80	1,112	PUN064
8	-	16.0	1.8	267	4,000	PUN032
-	3/8	19.1	1.5	222	3,115	PUN065
-	3/8	19.1	2.1	378	4,900	PUN066
-	3/8	23.8	2.5	98	1,560	PUN067
10	-	19.0	1.9	378	4,895	PUN033
-	7/16	22.2	2.5	334	6,675	PUN068
-	7/16	23.8	1.9	134	2,225	PUN069
-	1/2	25.4	2.8	712	8,900	PUN070
-	5/8	25.4	1.9	222	6,230	PUN071




Spiderfixes - Uncapped

Uncapped Spiderfixes are used for retaining components to shafts, tubes and studs in the manufacture of prams, toys, household appliances, trolleys and vehicles.

Where a more decorative part is required, Spiderfixes are available with a brightly finished cap.

Typical applications include toys, trolleys, axles and furniture fittings.

Material - Austempered Carbon Steel.



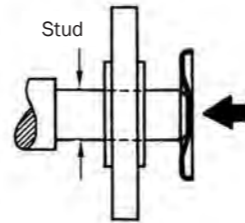
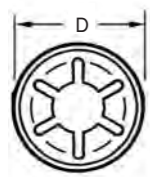
Spiderfixes - Capped

These Capped Spiderfixes are used for retaining components to shafts, tubes and studs in the manufacture of prams, household appliances and in the automotive industry.


Typical applications include toys, trolleys and axles.

Material - Austempered Carbon Steel.

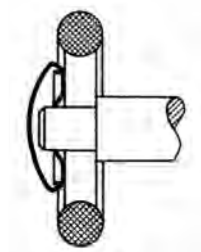
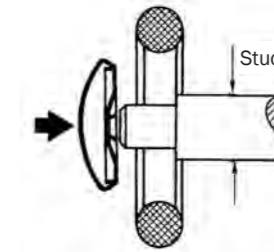
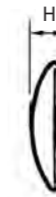
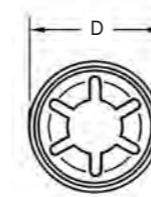
134



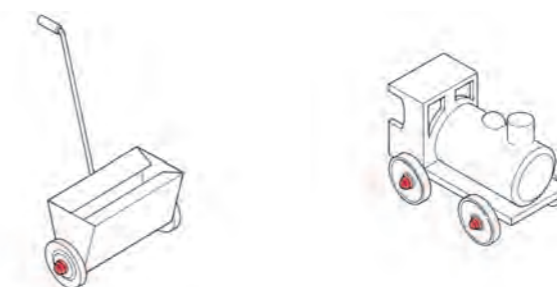
Stud	D	H	Part Number
2.0	9.5	1.2	PUN001
2.5	6.5	1.2	PUN002
3.0	9.5	1.2	PUN003
3.0	11.3	1.5	PUN005
4.0	11.3	1.5	PUN006
4.0	15.0	1.6	PUN008
5.0	11.3	1.5	PUN007
5.0	15.0	1.6	PUN009
6.0	15.0	1.6	PUN010
7.0	15.0	1.6	PUN011
8.0	15.0	1.6	PUN012
8.0	18.0	2.0	PUN013
8.0	21.0	2.1	PUN016
9.0	18.0	2.0	PUN014
9.0	21.0	2.1	PUN017
10.0	18.0	2.0	PUN015
10.0	21.0	2.1	PUN018
12.0	21.0	2.1	PUN020
18.0	36.5	3.2	PUN021



135



Stud	D	H	Part Number
2.0	10.0	3.4	CAS001
2.5	7.5	3.4	CAS002
3.0	10.0	3.4	CAS003
3.0	12.0	5.0	CAS023
4.0	12.0	5.0	CAS024
4.0	16.0	5.7	CAS008
5.0	12.0	5.0	CAS025
5.0	16.0	5.7	CAS009
6.0	16.0	6.0	CAS026
7.0	16.0	6.0	CAS027
8.0	16.0	6.0	CAS028
8.0	19.0	6.3	CAS013
8.0	22.0	7.3	CAS016
9.0	18.0	7.0	CAS029
9.0	22.0	7.3	CAS017
10.0	18.0	7.0	CAS030
10.0	22.0	7.3	CAS018
11.0	22.0	7.3	CAS019
12.0	22.0	7.3	CAS020
16.0	29.8	9.5	CAS032





Toothed Retainer Washers

Toothed Retainer Washers are used for retaining components to shafts, tubes and studs in the manufacture of prams, toys, household appliances, trolleys and vehicles.

Typical applications include toys, trolleys, rollers and furniture.

Material - Austempered Carbon Steel.

Bolt Retainers



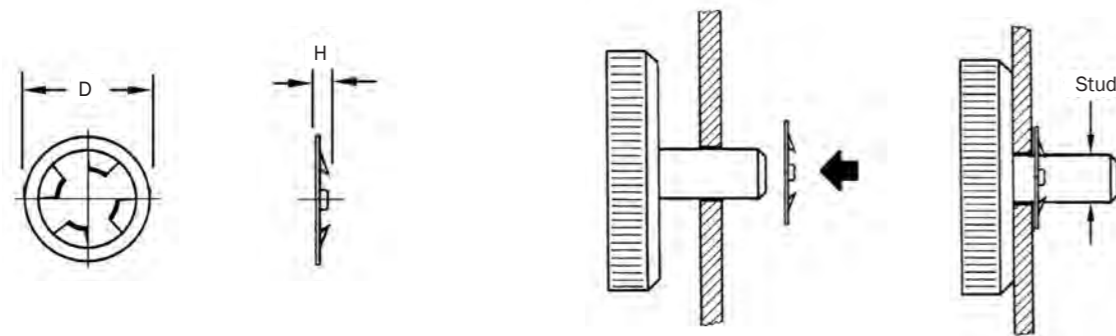
These Bolt Retainers are designed to be pushed onto a screw or bolt to prevent it from falling out of a hole while en-route to final assembly. They slide smoothly down either fine or coarse pitched threads and hold firmly at any point.

When a panel or component is then installed and fastened with a nut, the retainer is simply left in place. The flexible teeth fold flat, ensuring minimal increase to the overall thickness of the assembly.

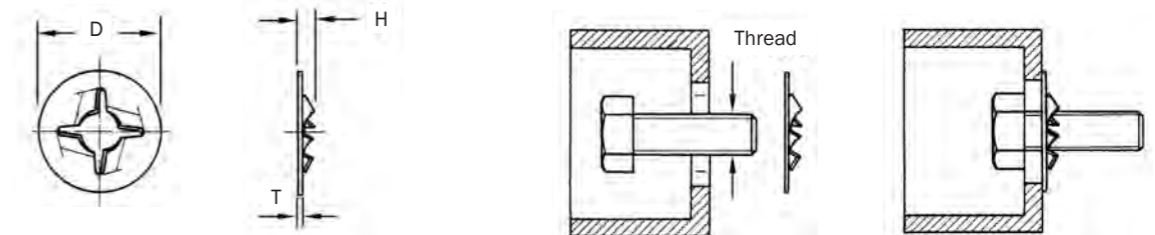
Typical applications include toys, motor vehicles, trolleys, electrical equipment, telecom equipment and domestic equipment.

F1 = Maximum Push-on Force in Newtons.
F2 = Minimum Holding Strength in Newtons.

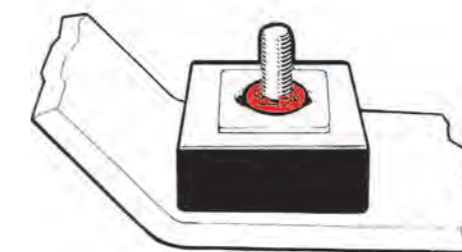
Material - Austempered Carbon Steel.



Stud	D	H	Part Number
2	6.5	0.4	TRW001
3	8.0	0.4	TRW002
4	9.0	0.4	TRW003
5	10.0	0.4	TRW004
6	11.0	0.5	TRW005
7	12.0	0.5	TRW006
8	13.0	0.5	TRW007
10	16.0	0.6	TRW008
12	18.0	0.6	TRW009
14	20.5	0.6	TRW010
15	23.0	0.8	TRW011
16	24.5	0.8	TRW012
20	29.0	1.0	TRW016
22	31.0	1.0	TRW017
25	34.0	1.0	TRW018
30	40.0	1.0	TRW020



Thread	D	H	T	F1	F2	Part Number
M4	9.5	1.3	0.3	98	223	BOR004
M5	11.1	1.7	0.3	111	290	BOR005
M6	12.7	2.2	0.3	111	400	BOR006
M6	16.0	2.2	0.3	111	400	BOR011
M8	16.0	2.2	0.3	156	445	BOR007
M10	19.8	2.4	0.4	156	668	BOR008
M12	21.4	3.0	0.4	111	1,335	BOR009





Kwik Nut



Ratchet Nut and Bolt

Kwik Nuts and Ratchet Fastener System

In contrast to conventional nuts, Kwik Nuts are fitted by pushing down the length of the thread and are tightened by an approximate 90° turn.

They are lightweight, easy to handle and have a larger A/F than conventional nuts, thus providing a larger bearing surface.

The Ratchet Fastening System comprises of a Nut and Bolt which are pushed together to close and are tightened by hand with a simple 1/4 turn.

This system has a maximum pull-off force of 20lb and is designed for light load applications where speed of assembly and re-usability are prime considerations.

Typical applications include electronic application, automotive and air conditioning/ventilation.

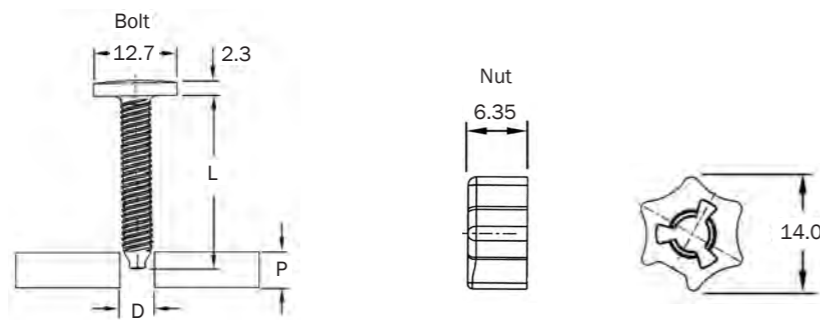
Materials - Nylon 6 (King Nuts), UV Stabilised Polycarbonate (Ratchet Fastener System).

Typical Colours - Black (King Nuts), Clear (Ratchet Nut and Bolt).



Kwik Nuts

Thread	W	D	H1	H2	Part Number
M4	8.0	9.4	4.7	1.5	NUT010
M5	10.0	11.7	5.8	2.0	NUT011
M6	13.0	15.0	6.9	2.5	NUT012



Ratchet Nut and Bolt

D	P	L	Part Number
4.75	1.0 - 13.0	19.00	NUT064



Locknuts - Palnut Type

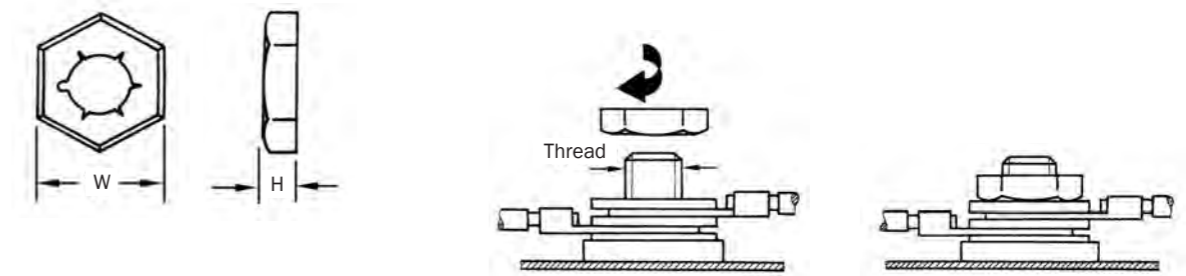
The resilient spring double-locking action of these Locknuts enables a lightweight vibration-proof locking action in a low-profile size. Designed to be used with or without a standard nut, they are ideal for applications where frequent load changes would tend to loosen conventional nuts.

They have the major advantage of not requiring a torque wrench, simply turn the nut to finger-tight and then tighten 1/3 to 1/2 a turn. After proper tightening, the hex faces become slightly concave, making visual examination a reliable inspection method. This can give a considerable saving on in-place costs.

A unique feature of **JET PRESS** Hot Dip Galvanised Locknuts is that they are specially designed to be free-spinning onto galvanised bolts and so save cost by eliminating the need to re-thread the bolt or nut to remove the plating. Hot Dip Galvanising provides corrosion resistance up to 1,000 hours salt spray, making these Locknuts suitable for outdoor use in extreme environments such as electricity pylons.

Manufactured to meet the specification of DIN7967.

Material - Austempered Carbon Steel.



DIN7967

Thread	W	H	Part Number
M4	6.9	2.3	REL033
M5	8.0	2.6	REL091
M6	10.0	3.1	REL034
M8	13.0	3.5	REL050
M10	17.0	4.0	REL052
M12	19.0	4.5	REL036
M16	24.0	5.0	REL043
M20	30.0	6.0	REL056
M24	36.0	7.0	REL066

Hot Dip Galvanised

Thread	W	H	Part Number
M12	19.0	5.8	REL041
M16	24.0	5.6	REL042
M20	30.0	7.0	REL060
M24	35.0	8.0	REL065



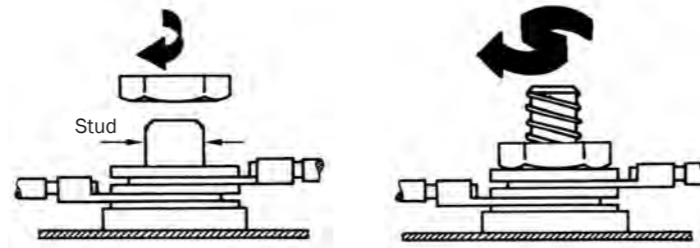
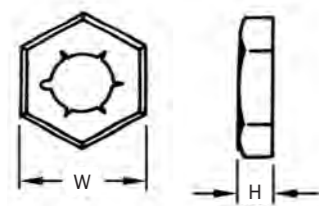
Self-Threading Nuts - Regular Type

These Self-Threading Nuts form their own thread on plastic, die cast or mild steel studs. The thread-forming displaces material without producing swarf. They are removable and reusable.

Self Threading Nuts have a low height and small exterior dimensions so they are ideal where space is restricted. Where there is insufficient clearance for standard tools, a special internal hex wrench can be used.

Typical applications include conveyors, plastic bosses, toys, motor vehicles, domestic appliances and audio equipment.

Material - Austempered Carbon Steel.



Stud	W	H	Part Number
3.0	8.0	2.7	STN018
3.2	6.4	2.2	STN019
4.0	9.0	2.8	STN020
5.0	10.0	2.8	STN028
6.4	13.0	3.4	STN023
9.5	17.5	4.2	STN024



Self-Threading Nuts - Washer Type

These Washer Self-Threading Nuts form their own thread on plastic, die-cast or mild steel studs. The thread-forming displaces material without producing swarf. They are removable and reusable.

The spring-locking action and the resilience of the washer provide a firm assembly but cushion the shock of tightening, so that fragile components are not broken or damaged. This minimises distortion of sheet metal or the breaking of fragile plastic or ceramic parts during assembly.

Typical applications include plastic panels, ceramic products and motor vehicles.

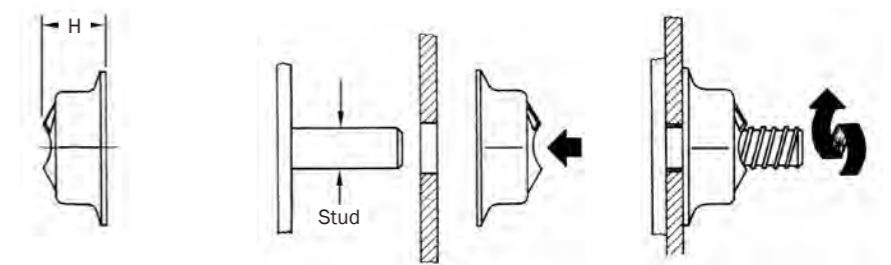
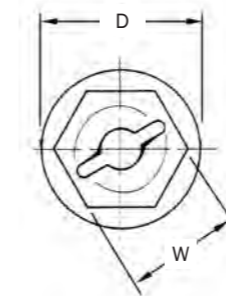
T1 = Recommended Tightening Torque for Die Cast Studs in Nm.

F1 = Resulting Tension in Newtons.

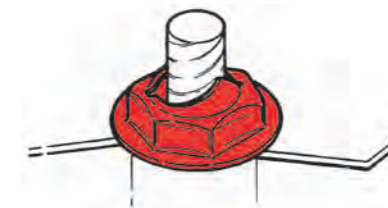
T2 = Recommended Tightening Torque for Steel Studs in Nm.

F2 = Resulting Tension in Newtons.

Material - Austempered Carbon Steel.



Stud	W	H	D	T1	F1	T2	F2	Part Number
3.2	7.9	4.7	11.1	1.7	400	2.9	578	STN012
3.2	8.0	4.7	11.0	1.7	400	2.9	578	STN013
4.8	9.5	5.5	12.7	-	934	-	1,335	STN014
5.0	10.0	5.4	15.0	4.5	890	6.1	1,335	STN015
6.3	11.0	6.7	18.0	8.5	890	10.2	1,335	STN017





Self-Threading Nuts - Zip Twist

For use on studs which are too fragile to stand the torque and stress exerted by a Self-Threading Nut. These Zip Twist Self-Threading Nuts may be pushed or turned on, partial threading occurs with a 1/4 to 1/3 turn.

These fasteners are removable and reusable and ideal for applications such as paint rollers.

Typical applications include paint rollers, toys, domestic appliances and garden equipment.

Material - Carbon Steel.

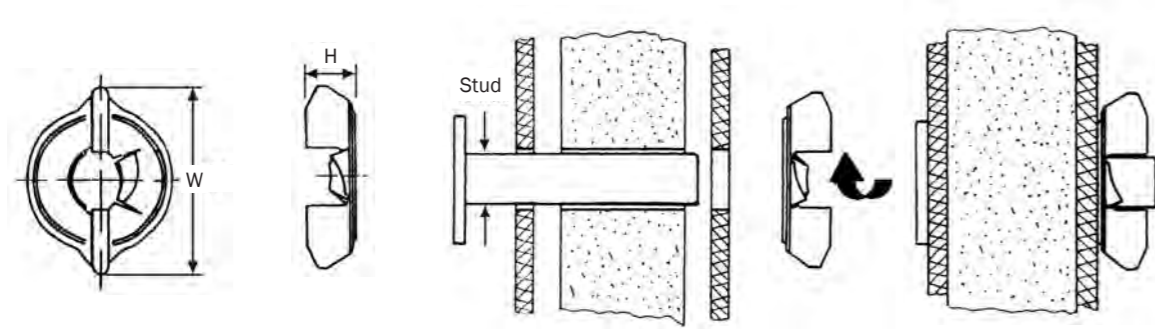
On-Sert Fasteners - Self-Tapping Threads



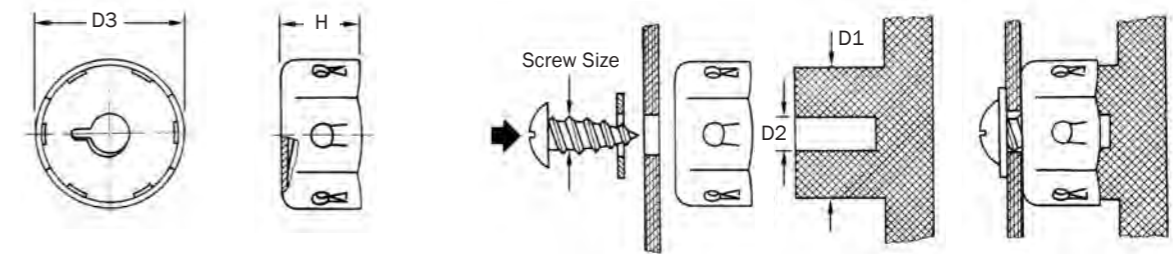
On-Serts are installed by pushing the part over a plastic boss thus reinforcing it in order to resist screw pull-out and prevent splitting by the self-tapping screw.

Typical applications include plastic assemblies, toys, motor vehicles fittings, telecom equipment, machinery and electrical equipment.

Material - Austempered Carbon Steel.



Stud	W	H	Part Number
6.0	21.4	5.9	STN011
6.3	21.4	5.9	STN010



Screw	D1	D2	D3	H	Part Number
6	7.9	3.0	9.0	5.8	ONS001
8	7.9	3.6	9.0	5.8	ONS002
10	9.5	4.1	10.7	5.8	ONS003



Screw Grommets - Standard

A comprehensive range of Screw Grommets ideal for use in high-corrosion environments. Various forms of head are available which provide a choice of stand-off distances between panels.

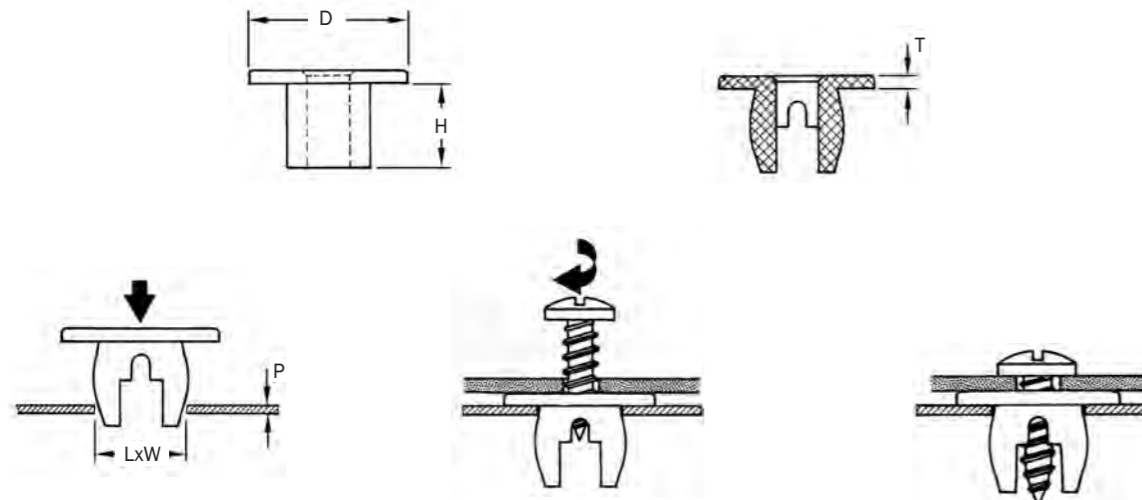
Used in conjunction with a self-tapping screw, they enable panels or components to be securely fastened.

Screw sizes are shown in the table in both imperial and metric (ST) form.

Typical applications include panel builders, domestic appliances, motor vehicles, furniture, boats and electrical equipment.

Material - Nylon.

Typical Colours - Natural, Black.



Screw	Size	P	L X W	T	H	D	Part Number
4	ST 2.9	0.8 - 3.2	7.1 x 7.1	1.3	5.5	9.5 x 9.5	CAN125
6	ST 3.5	0.8 - 2.4	6.9 x 6.9	0.8	7.1	9.5 x 9.5	CAN072
6	ST 3.5	0.8 - 2.4	6.9 x 6.9	2.8	7.1	12.7	CAN076
6	ST 3.5	0.8 - 4.0	5.9 x 5.9	0.9	7.9	7.9 x 11.1	CAN126
6	ST 3.5	1.6 - 3.1	7.0 x 7.0	1.4	7.1	9.9 x 9.9	CAN127
6	ST 3.5	1.6 - 3.9	6.6 x 6.6	0.8	7.9	9.5 x 9.5	CAN128
6	ST 3.5	2.8 - 3.2	6.4 x 6.4	0.8	6.7	9.5 x 9.5	CAN129
8	ST 4.2	0.5 - 4.0	7.0 x 7.0	1.0	8.0	9.3	CAN082
8	ST 4.2	0.8 - 4.3	7.4 x 7.4	1.6	7.9	10.3 x 10.3	CAN130
8 - 10	ST 4.2 - 4.8	0.5 - 3.0	7.2 x 7.2	1.2	7.1	9.5 x 9.5	CAN015
8 - 10	ST 4.2 - 4.8	0.8 - 2.4	6.9 x 6.9	0.8	7.1	12.7	CAN079
8 - 10	ST 4.2 - 4.8	0.8 - 3.2	7.1 x 7.1	0.8	8.1	9.5 x 9.5	CAN131
8 - 10	ST 4.2 - 4.8	0.8 - 3.2	7.1 x 7.1	1.6	8.1	9.5 x 9.5	CAN132
8 - 10	ST 4.2 - 4.8	0.8 - 3.2	7.1 x 7.1	3.2	8.1	9.5 x 9.5	CAN133
8 - 10	ST 4.2 - 4.8	0.8 - 4.0	7.2 x 7.2	2.5	8.3	12.7	CAN056
10	ST 4.8	0.8 - 4.1	7.9 x 7.9	0.9	7.4	8.4 x 8.4	CAN135
10	ST 4.8	1.6 - 4.8	9.7 x 9.7	2.2	7.4	15.5 x 15.5	CAN136
12	ST 5.5	0.8 - 2.5	9.5 x 9.5	2.0	7.0	15.9 x 15.9	CAN137
12 - 14	ST 5.5 - 6.3	0.9	9.5 x 9.5	1.6	7.1	15.9	CAN107



Screw Grommets - Stand-off Head

These Screw Grommets work in the same way as our Standard Screw Grommets on page 142 but are offered with a range of stand-off heads.

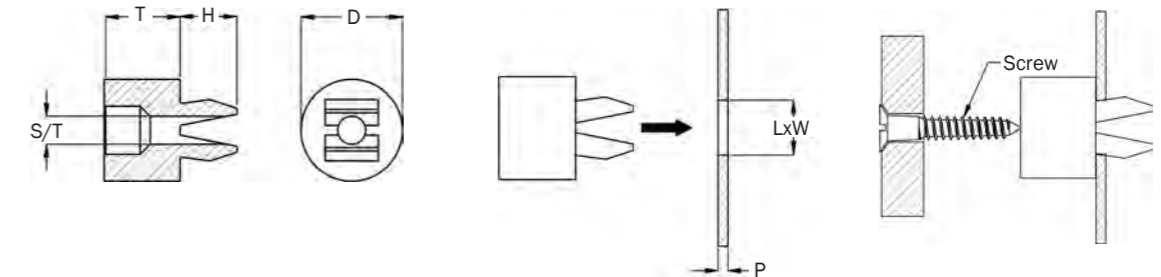
Used in conjunction with a self-tapping screw, they enable panels or components to be securely fastened whilst maintaining a constant gap between the two panels.

Screw sizes are shown in the table below in both imperial and metric (ST) form.

Typical applications include vehicle fascias and trims, electrical circuit boards and domestic appliances.

Material - Nylon.

Typical Colours - Natural, Black.



Screw	Size	P	L X W	T	H	D	Part Number
4	ST 2.9	0.8 - 2.0	4.3 x 4.3	16.2	5.5	6.8	CAN053
6	ST 3.5	0.8 - 2.0	4.6 x 4.6	5.1	5.1	8.0	CAN068
8	ST 4.2	0.8 - 2.4	6.9 x 6.9	6.0	7.1	12.7	CAN171
8	ST 4.2	0.8 - 2.4	6.9 x 6.9	9.5	7.1	12.7	CAN172
8	ST 4.2	0.8 - 2.4	6.9 x 6.9	13.0	7.1	12.7	CAN173
8	ST 4.2	0.8 - 2.4	6.9 x 6.9	15.9	7.1	12.7	CAN174
8	ST 4.2	0.8 - 2.4	6.9 x 6.9	17.5	7.1	12.7	CAN175
8	ST 4.2	0.8 - 2.4	6.9 x 6.9	19.8	7.1	12.7	CAN176
8 - 10	ST 4.2 - 4.8	0.8 - 3.2	7.1 x 7.1	6.4	8.1	9.5 x 9.5	CAN134
10	ST 4.8	0.8 - 2.4	6.9 x 6.9	6.0	7.1	12.7	CAN188
10	ST 4.8	0.8 - 2.4	6.9 x 6.9	6.4	7.1	12.7	CAN177
10	ST 4.8	0.8 - 2.4	6.9 x 6.9	7.1	7.1	12.7	CAN178
10	ST 4.8	0.8 - 2.4	6.9 x 6.9	9.5	7.1	12.7	CAN179
10	ST 4.8	0.8 - 2.4	6.9 x 6.9	10.3	7.1	12.7	CAN180
10	ST 4.8	0.8 - 2.4	6.9 x 6.9	12.7	7.1	12.7	CAN181
10	ST 4.2	0.8 - 2.4	6.9 x 6.9	17.5	7.1	12.7	CAN182
10	ST 4.2	0.8 - 2.4	6.9 x 6.9	19.0	7.1	12.7	CAN183
10	ST 4.8	0.8 - 2.4	6.9 x 6.9	21.4	7.1	12.7	CAN184
10	ST 4.8	0.8 - 2.4	6.9 x 6.9	23.4	7.1	12.7	CAN185
10	ST 4.8	0.8 - 2.4	6.9 x 6.9	25.4	7.1	12.7	CAN186
10	ST 4.8	0.8 - 2.4	6.9 x 6.9	27.8	7.1	12.7	CAN187
16 - 18	ST 8.0	0.8 - 2.4	10.8 x 10.8	4.8	7.9	19.1	CAN070



Inverted



Closed End

Screw Grommets - Inverted and Closed End

This range of Screw Grommets snaps into various panel thicknesses and with a suitable self-tapping screw enables panels or components to be securely fastened.

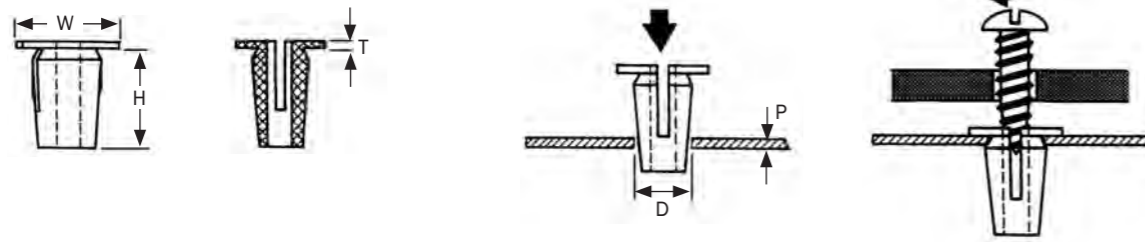
They can differ slightly in appearance from the drawing, depending on type.

Screw sizes are shown in the table in both imperial and metric (ST) form.

Typical applications include panel builders, domestic appliances, motor vehicles, furniture, boats and electrical equipment.

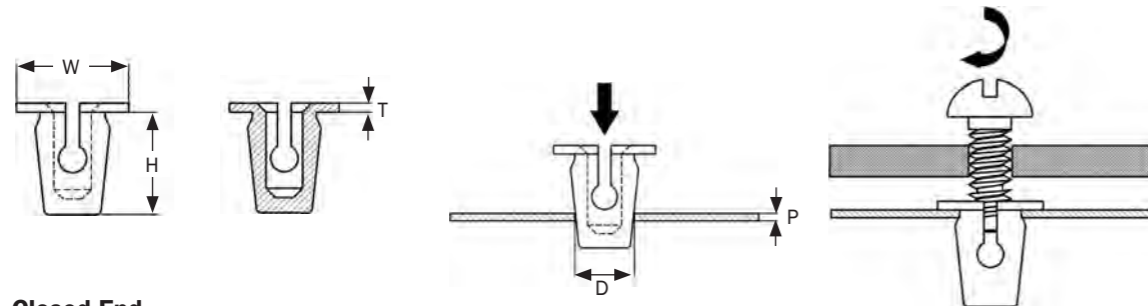
Material - Nylon.

Typical Colours - Natural, Black.



Inverted

Screw	Size	P	D	T	H	W	Part Number
6	ST 3.5	0.8	5.0 x 5.0	2.0	8.0	4.8 x 7.5	CAN096
6	ST 3.5	0.9	5.5	0.7	10.0	9.0	CAN081
8	ST 4.2	0.8 - 2.3	7.6	0.8	12.7	12.7	CAN057
8 - 10	ST 4.2 - 4.8	0.8 - 2.0	6.9 x 6.9	1.3	10.7	9.5 x 9.5	CAN058
8 - 10	ST 4.2 - 4.8	0.8 - 2.0	6.9 x 9.4	1.2	10.7	9.5 x 9.5	CAN078
8 - 10	ST 4.2 - 4.8	0.9 - 1.0	9.5 x 9.5	2.0	10.0	15.0 x 15.0	CAN122
10	ST 4.8	0.7 - 1.5	7.0 x 7.0	1.0	11.0	9.5 x 9.5	CAN101
10	ST 4.8	0.7 - 2.0	7.4 x 7.4	1.0	13.0	12.0	CAN112
10	ST 4.8	1.5	9.5 x 9.5	2.0	10.0	15.0 x 15.0	CAN115
12	ST 5.5	0.8 - 1.2	8.3 x 8.3	0.8	11.2	11.0 x 11.0	CAN030
14	ST 6.3	0.9 - 1.0	9.5 x 9.5	2.0	9.9	15.1 x 15.1	CAN121



Closed End

Screw	Size	P	D	T	H	W	Part Number
6	ST 3.5	0.9	7.2 x 7.2	1.7	12.6	14.0	CAN042
8	ST 4.2	0.5 - 2.3	7.1 x 7.1	0.9	13.7	9.5 x 9.5	CAN117
10	ST 4.8	0.7 - 0.8	8.2 x 8.2	1.7	18.3	13.0	CAN044
10	ST 4.8	0.8 - 1.6	9.4 x 9.4	1.1	18.2	12.3 x 12.3	CAN064
10	ST 4.8	2.0 - 2.2	8.2 x 8.2	1.7	18.3	13.0	CAN045



Screw Grommets - Anti-Strip

These Screw Grommets have been developed to allow the use of a powered screwdriver without the risk of the nut stripping. Up to six screwing on and off operations are achievable without the loss of mechanical characteristics.

Screw sizes are shown in the table in both imperial and metric (ST) form.

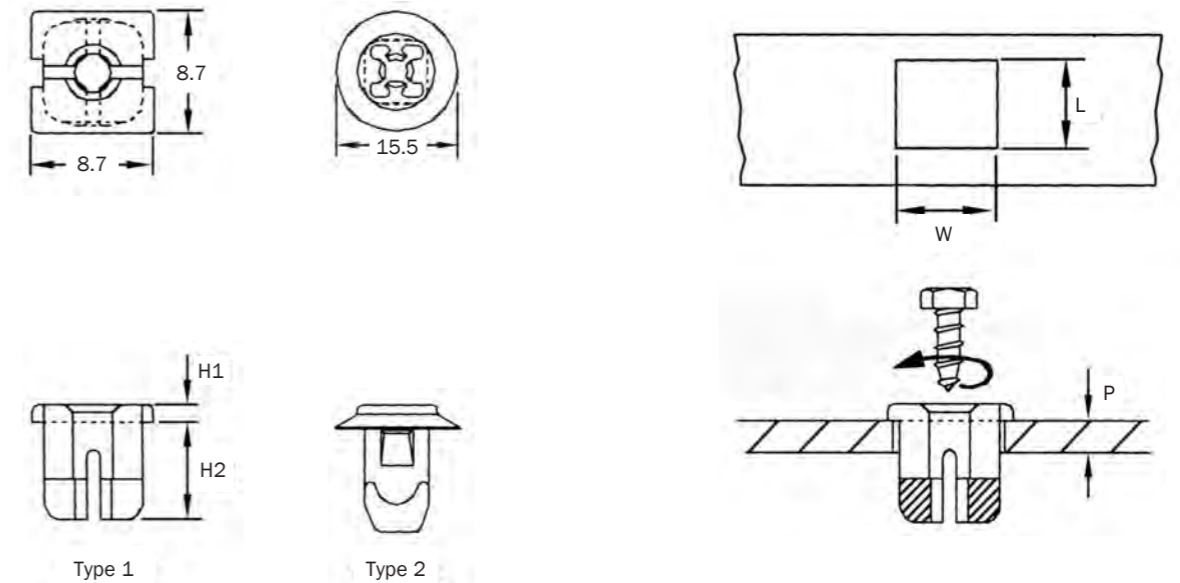
Typical applications include panel builders, domestic appliances and motor vehicles.

Type 1 - Open, allowing any length of screw to be used.

Type 2 - Closed, sealing the screw thread.

Material - 30% Glass-Filled Nylon.

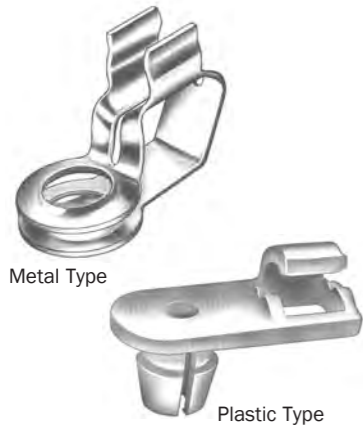
Typical Colour - Natural.



Screw	Size	L	W	P	H1	H2	Type	Part Number
8	ST 4.2	7.2	7.2	0.6 - 3.0	1.2	7.1	1	CAN139
8	ST 4.2	8.2	8.2	0.7 - 1.2	3.0	14	2	CAN140



Linkage Clips - Metal and Plastic Types

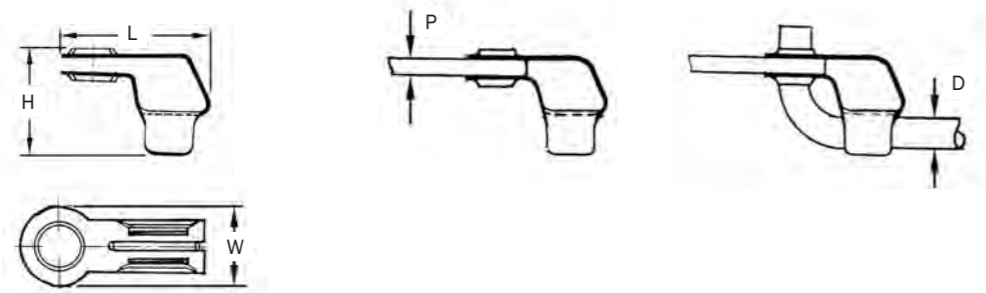


These one-piece Linkage Clips provide a quick and easy method of attaching rods used for motion transfer, such as throttle and door linkages. They can be removed for servicing and are reusable.

Various types are available, please contact our sales office for further information.

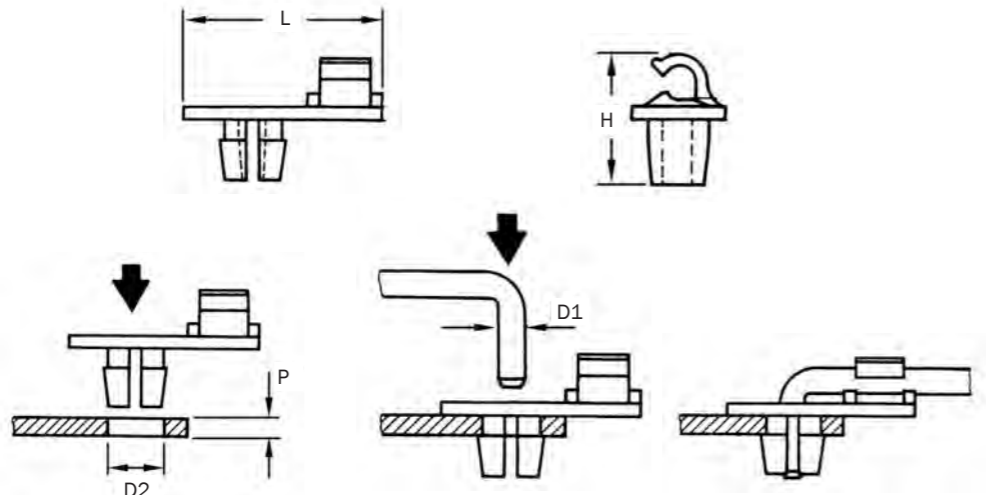
Typical applications include heating equipment, ventilators, furniture controls, domestic appliances and motor vehicle controls.

Material - Austempered Carbon Steel.



Metal Type

D	P	L	H	W	Part Number
4.8	4.1	21.0	16.0	9.5	LIC030
6.4	3.2	26.2	18.0	12.7	LIC031



Plastic Type

D1	D2	P	H	L	Part Number
3.5	7.3	1.2 - 3.0	17.0	25.0	LIC032
3.5	6 Slot	2.0	11.8	17.0	LIC037
3.5	6.0 - 6.5	2.0	13.5	17.0	LIC038
4.0	5.9 - 6.2	2.0	13.3	22.6	LIC033



U-Nuts - 'Industry-Standards' - Self-Tapping

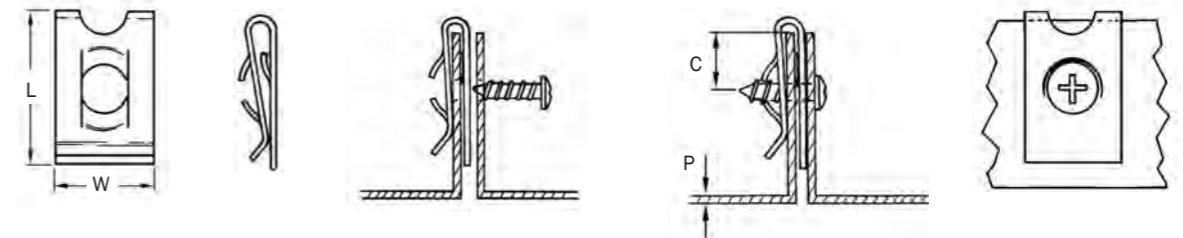


U-Nuts provide a strong and secure fixing for applications where two or more panels require holding together.

All types feature a generous lead-in for easy assembly and use self-tapping screws for fast fixing.

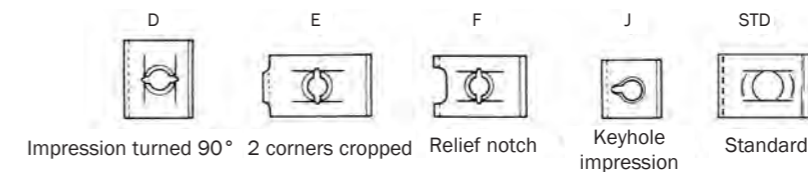
Typical applications include motor vehicles, domestic appliances, electrical equipment and machinery.

Material - Austempered Carbon Steel.



Screw	Size	P	C	L	W	Type	Part Number
4	ST 2.9	0.7 - 1.2	4.8	11.2	7.9	F	UNU043
6	ST 3.5	0.7 - 1.6	6.7	16.3	11.1	F	UNU012
6	ST 3.5	0.9 - 1.2	5.4	11.7	8.0	FJ	UNU083
6	ST 3.5	0.5 - 0.8	3.6	9.6	7.9	FJ	UNU101
8	ST 4.2	0.5 - 1.2	5.5	14.7	12.7	DF	UNU086
8	ST 4.2	0.7 - 1.6	6.7	16.5	11.2	F	UNU027
8	ST 4.2	0.7 - 2.4	8.8	16.5	8.6	J	UNU085
8	ST 4.2	2.5 - 4.0	6.7	17.4	11.1	STD	UNU018
8	ST 4.2	3.0 - 4.0	8.5	19.0	11.0	FJ	UNU006
10	ST 4.8	0.9 - 2.0	7.9	19.8	12.7	STD	UNU028
10	ST 4.8	1.2 - 2.0	7.9	19.8	12.7	E	UNU063
12	ST 5.5	0.9 - 2.6	11.1	26.3	15.1	F	UNU082

Types





Lug Nuts

Lug Nuts are ideal in heavy-duty applications where pressed U-Nuts are not strong enough. Manufactured from carbon steel in one piece with a rolled thread, they offer a strong, reliable fixing in sheet materials.

Part numbers **LUN007**, **LUN014** and **LUN021** have an anti-vibration (prevailing torque) feature to prevent the screw loosening under vibration.

Typical applications include motor vehicles, domestic appliances, heavy-duty electrical installations, electrical equipment and machinery.

Material - Austempered Carbon Steel.

Pronged Tee Nuts

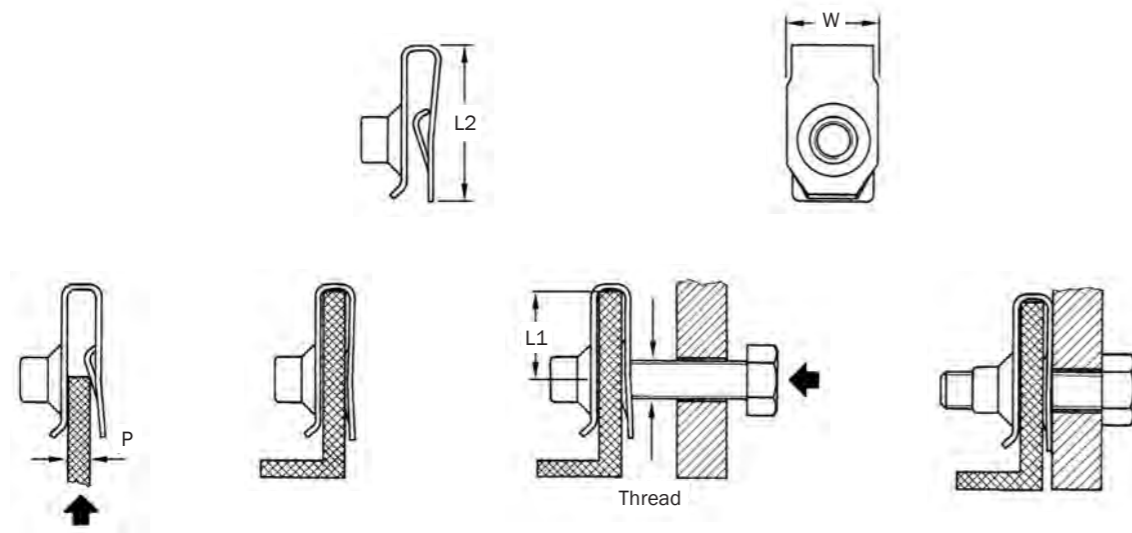


A strong, reliable and easy-to-fix low-cost anchor for wood and plastic. Simply insert into a pre-drilled hole and tap into place. Flush-fitting, no counterboring required and self-locking to prevent rotation during hand or automatic assembly. Suitable for a wide range of applications.

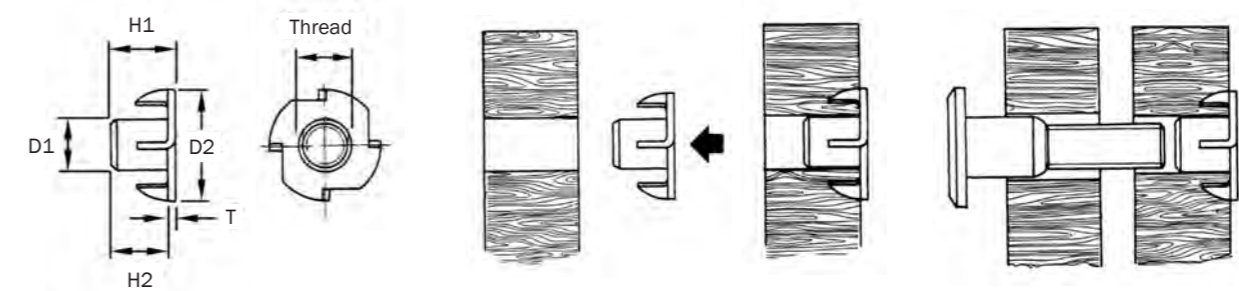

Fully automatic insertion equipment is available for all JNT Type Tee Nuts, please contact our sales office for more information.

Typical applications include bed headboards, shop fittings, office furniture and domestic furniture.


Material - Mild Steel.



Thread	P	L1	L2	W	Part Number
M6	0.5 - 4.0	11.5	24.1	16.0	LUN005
M6	0.8 - 3.8	13.7	23.4	14.2	LUN021
M6	0.8 - 3.8	13.7	23.4	14.2	LUN022
M6	0.8 - 4.0	12.0	23.4	14.2	LUN007
M6	0.8 - 4.0	12.0	23.4	14.2	LUN008
M6	1.0 - 2.5	19.8	29.5	14.5	LUN016
M8	0.8 - 4.0	13.0	25.8	17.0	LUN014
M8	0.8 - 4.0	13.0	25.8	17.0	LUN009
M8	1.5 - 5.5	13.0	25.8	17.0	LUN010
M10	1.5 - 5.5	17.0	32.7	18.5	LUN011



Thread	H1	H2	T	D1	D2	Type	Part Number
M4	6.0	5.0	1.0	5.6	15.0	JNP	JNP003A
M4	8.0	7.0	1.0	5.6	17.8	JNT	JNT005
M5	6.0	4.9	1.1	6.4	17.0	JNT	JNT011
M5	6.0	5.0	1.0	6.5	15.0	JNP	JNP004
M5	8.0	6.7	1.3	7.0	17.0	JNP	JNP009
M5	9.0	7.9	1.1	6.4	17.8	JNT	JNT016
M5	10.0	9.0	1.0	6.4	17.8	JNT	JNT006
M6	7.0	5.7	1.3	7.7	19.0	JNP	JNP014A
M6	8.0	6.8	1.2	7.7	17.8	JNT	JNT007
M6	8.9	7.9	1.0	7.5	17.8	JNT	JNT001
M6	9.0	7.8	1.2	7.7	19.0	JNP	JNP020A
M6	12.0	10.7	1.3	7.7	19.0	JNP	JNP028A
M6	14.0	12.7	1.3	7.7	19.0	JNP	JNP032
M8	10.0	8.5	1.5	9.7	22.0	JNP	JNP065
M8	11.0	9.5	1.5	10.0	22.0	JNP	JNP039A
M8	12.3	10.8	1.5	10.8	22.5	JNT	JNT003
M8	15.0	13.4	1.6	10.3	22.0	JNP	JNP041A
M8	16.5	15.1	1.4	9.8	22.5	JNT	JNT026
M8	17.0	15.4	1.6	9.9	22.0	JNP	JNP043A
M10	12.0	10.2	1.8	12.0	25.0	JNP	JNP045A



Insert Nuts - Type A and B

These Insert Nuts provide a strong, permanent thread for wood and wood-based materials.

The coarse, external tooth pattern ensures maximum holding power and simplified installation by knocking the Insert into the base material.

Type B Insert Nuts have a circular flange for extra holding power.

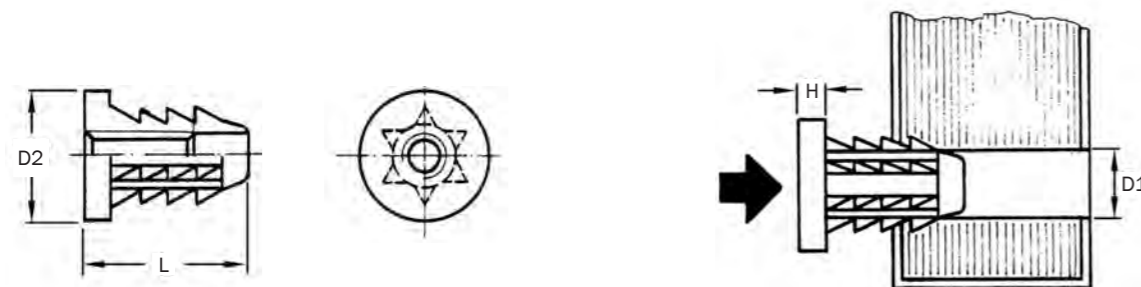
Typical applications include audio equipment, cabinets, chairs, desks and shop equipment.

Material - Zinc Alloy Die Cast.



Type A

Thread	L	D	Part Number
M4	8.0	5.6 - 6.0	INA005
M4	10.0	5.6 - 6.0	INA006
M5	10.0	5.6 - 6.0	INA019
M5	10.0	7.1 - 7.5	INA007
M5	13.0	7.1 - 7.5	INA008
M6	11.0	7.6 - 8.0	INA020A
M6	13.0	8.6 - 9.0	INA018A



Type B

Thread	L	D1	D2	H	Part Number
M3	8.0	4.1 - 4.5	9.0	1.0	INB001
M3	9.5	4.1 - 4.5	9.0	1.0	INB002
M4	9.5	5.6 - 6.0	11.0	1.5	INB003A
M4	11.5	5.6 - 6.0	11.0	1.5	INB004
M5	12.0	7.1 - 7.5	13.0	2.0	INB005
M6	10.5	8.6 - 9.0	16.0	2.0	INB015A
M6	12.5	8.6 - 9.0	15.0	2.5	INB006
M6	15.5	8.6 - 9.0	15.0	2.5	INB007A
M8	13.5	9.6 - 10.0	19.0	2.0	INB011A
M8	15.5	9.6 - 10.0	19.0	1.5	INB008A
M8	16.0	9.6 - 10.0	14.0	0.3 (CSK)	INB013
M8	20.5	9.6 - 10.0	25.0	0.5 (CSK)	INB012
M8	23.0	9.6 - 10.0	19.0	0.5 (CSK)	INB009A



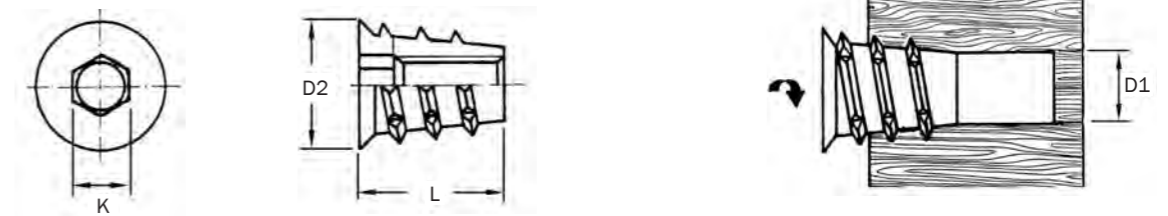
Insert Nuts - Type D

These Type D Insert Nuts provide a strong, permanent thread for wood and wood-based sheet materials. The incorporated flange alleviates splitting and prevents the Insert Nut from being driven in too far.

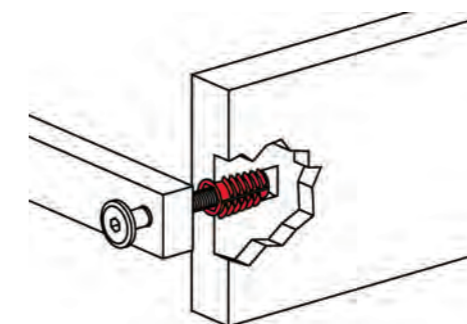
To install, simply screw the self-tapping body into the base material. The unique external thread ensures secure fixing and offers strong resistance to pull-out due to torsion or vibration.

Typical applications include audio equipment, cabinets, chairs, desks and shop equipment.

Material - Zinc Alloy Die Cast.



Thread	L	D1	D2	K	Part Number
M4	10.0	5.7 - 6.0	8.4	4	IND027A
M5	10.0	7.7 - 8.0	11.5	5	IND024A
M5	13.0	7.7 - 8.0	11.5	5	IND002A
M5	20.0	7.7 - 8.0	11.5	5	IND003
M6	10.0	8.7 - 9.0	12.5	6	IND005A
M6	13.0	8.7 - 9.0	11.7	6	IND004A
M6	16.0	8.7 - 9.0	12.5	6	IND014
M6	20.0	8.7 - 9.0	12.5	6	IND007A
M6	25.0	8.7 - 9.0	12.5	6	IND008A
M8	13.0	10.7 - 11.0	14.5	8	IND009A
M8	18.0	10.7 - 11.0	14.5	8	IND022A
M8	25.0	10.7 - 11.0	14.5	8	IND010A
M10	13.0	12.2 - 12.5	16.0	10	IND012
M10	25.0	12.2 - 12.5	16.0	10	IND013A





Insert Nuts - Type E

These self-tapping Insert Nuts provide a strong, permanent thread for wood and wood-based sheet materials. They have no flange and so allow strong joining of curved and flat surfaces.

To install, simply screw the self-tapping body into the base material. The unique external thread ensures secure fixing and offers strong resistance to pull-out due to torsion or vibration.

Typical applications include audio equipment, cabinets, chairs, desks and shop equipment.

Material - Zinc Alloy Die Cast.



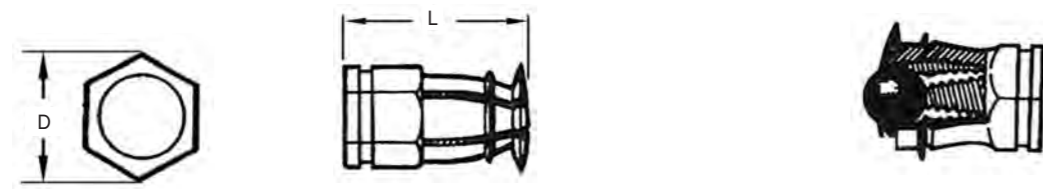
Thread	L	D1	D2	K	Part Number
M4	10	5.7 - 6.0	7.5	4	INE001A
M5	13	7.7 - 8.0	11.0	5	INE002A
M6	10	8.7 - 9.0	12.0	6	INE003A
M6	13	8.7 - 9.0	12.0	6	INE004A
M6	20	8.7 - 9.0	12.0	6	INE005A
M8	13	11.2 - 11.5	14.5	8	INE006A
M8	20	11.2 - 11.5	14.5	8	INE008A
M8	25	11.2 - 11.5	14.5	8	INE009A

Insert Nuts - Type X




This innovative range of expanding Insert Nuts provides a high-strength fixing into all types of substrate. The action of driving the screw forces a plastic ball further down the body, thus expanding the specially-shaped barbed legs against the hole sides.

Material - Brass.



Thread	L	D	Part Number
M6	12	8	INX010
M6	15	8	INX011



Weld Tee Nuts - Slab Based

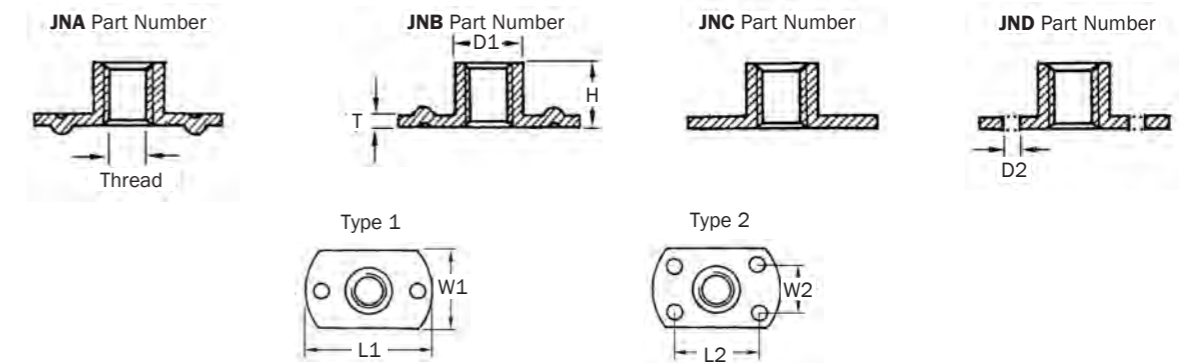
These low-cost threaded anchors offer excellent load distribution when fixed to thin sheet metal. Manufactured to the highest standard, these Tee Nuts are ideal for use in the automotive, domestic appliance and light-engineering industries.

The JND type Slab Based Tee Nuts provide fixing holes as an alternative to weld projections.


The standard finish is a dry-to-touch light oil, but various environmentally-friendly corrosion-resistant finishes are available to special order.

Typical applications include domestic appliances, motor vehicles, steel cabinets, furniture and steel work.

Material - Mild Steel.



Thread	H	D1	L1	W1	T	L2	W2	D2	Type	Part Number
M4	6.0	5.3	17	9.0	0.9	12	-	-	1	JNA002A
M4	6.0	5.3	17	9.0	0.9	12	-	-	1	JNB002
M4	6.0	5.3	17	9.0	0.9	-	-	-	-	JNC002B
M5	7.8	6.8	19	11.0	1.0	14	-	-	1	JNA003
M5	7.8	6.8	19	11.0	1.0	14	-	-	1	JNB003A
M5	7.8	6.8	19	11.0	1.0	-	-	-	-	JNC003A
M5	7.8	6.8	19	11.0	1.0	14	-	2.2	1	JND003A
M6	8.5	8.4	22	14.0	1.5	16	-	-	1	JNA006A
M8	10.0	10.6	26	18.0	2.0	-	-	-	-	JNC012A
M6	8.5	8.3	22	14.0	1.5	16	-	-	1	JNB045
M6	8.5	8.4	22	14.0	1.5	-	-	-	-	JNC006A
M8	10.0	10.6	26	18.0	2.0	16	10	-	2	JNB011A
M10	10.5	12.5	26	18.0	1.9	16	10	-	2	JNB015A
M10	10.5	12.5	26	18.0	2.0	-	-	-	-	JNC015B
M10	10.5	12.0	26	18.0	1.8	16	10	3.5	2	JND015B
M12	14.2	14.5	27	20.5	2.0	-	-	-	-	JNC047



Weld Tee Nuts - Stainless Steel

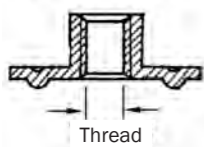
These Stainless Steel Tee Nuts offer excellent load distribution when fixed to thin sheet metal. Designed for applications where corrosion resistance is a priority, they are manufactured to the highest standard.

Typical applications include domestic appliances, motor vehicles, steel cabinets, furniture and steel work.

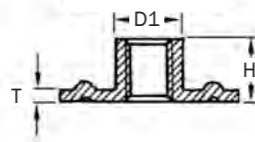
Material - Stainless Steel.

156

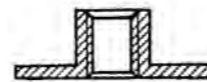
JNA Part Number



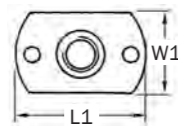
JNB Part Number



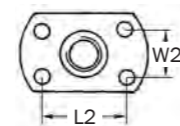
JNC Part Number



Type 1



Type 2



Thread	H	D1	L1	W1	T	L2	W2	Type	Part Number
M4	6.0	5.5	17	9	0.8	12	-	1	JNA037
M4	6.0	5.5	17	9	0.8	12	-	1	JNB037
M4	6.0	5.5	17	9	0.8	-	-	-	JNC037
M5	7.5	7.0	19	11	1.0	13	-	1	JNA038
M5	7.5	7.0	19	11	1.0	13	-	1	JNB038
M5	7.5	7.0	19	11	1.0	-	-	-	JNC038
M6	7.5	7.5	19	11	1.0	13	-	1	JNA039
M6	7.5	7.5	19	11	1.0	13	-	1	JNB039
M6	7.5	7.5	19	11	1.0	-	-	-	JNC039
M6	8.5	8.0	22	14	1.25	14	7.5	2	JNA040
M6	8.5	8.0	22	14	1.25	14	7.5	2	JNB040
M6	8.5	8.0	22	14	1.25	-	-	-	JNC040
M8	8.5	9.5	22	14	1.25	16	-	1	JNA041
M8	8.5	9.5	22	14	1.25	16	-	1	JNB041
M8	8.5	9.5	22	14	1.25	-	-	-	JNC041
M8	11.0	10.5	26	18	1.5	16	10.0	2	JNA042
M8	11.0	10.5	26	18	1.5	16	10.0	2	JNB042
M8	11.0	10.5	26	18	1.5	-	-	-	JNC042
M10	10.5	12.1	26	18	1.5	16	10.0	2	JNA043
M10	10.5	12.1	26	18	1.5	16	10.0	2	JNB043
M10	10.5	12.1	26	18	1.5	-	-	-	JNC043



Tee Nuts - Round Base

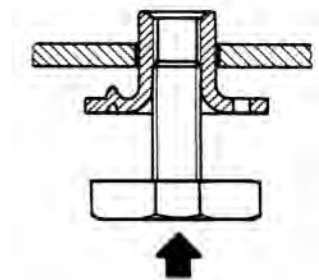
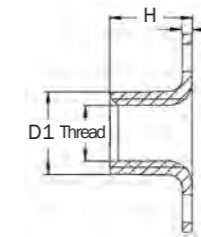
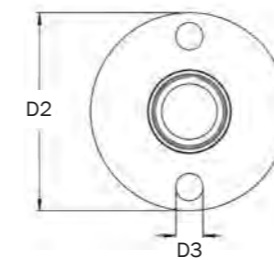
These Round Base Tee Nuts are versatile, low cost, threaded anchors offering excellent load distribution when fixed to thin sheet metal.

These fasteners are suitable for screw fixing, rivet fixing, hand or automatic weld applications.

Typical applications include domestic appliances, motor vehicles, steel cabinets, furniture and steel work.

Material - Mild Steel.

157



Thread	H	D1	D2	D3	T	Part Number
M10	12.0	12.5	29.0	4.0	1.6	JNR005

Bonding Fasteners - Introduction

Bonding Fasteners were originally designed to provide a strong load-spreading anchor in plastic, GRP and laminated products, but have found a host of other uses where conventional fasteners cannot meet the requirements. They can be bonded into the substrate or alternatively, can be surface-mounted to most materials by means of adhesives or mechanical fasteners such as screws, rivets or nails.

Each part consists of a stud or female thread welded to a perforated base plate.

There are 4 basic standard thread/stud forms: (shown here welded to a typical base plate)

Male Threaded Stud

Female Hex Nut

Female Threaded Collar

Male Plain Stud



M4 - M10



M4 - M8



M4 - M10



Ø 4.75
Other diameters to special order

These are combined with any one of the following base plates:

23mm Round

38mm Round

38 x 15mm Rectangular



Other available base plates are:

- 19mm Round
- 32mm Round
- 50mm Round
- 76mm Round

- 15mm Square
- 30mm Square
- 50mm Square

- 38 x 19 Rectangular
- 38 x 76 Rectangular

Base plates with female threads can be manufactured either open or closed to suit the application. Male plain stud types can be used with various types of push-on fasteners. Contact us for details.

The following pages show the most popular combinations but, subject to minimum order quantities, we can supply any variation and length of stud and the base plates above, including the thread/stud mounted horizontally onto the base plate. If you require a combination that is not included in the following pages, please contact our sales office.

All the above types are Zinc Plated Mild Steel.
316 Stainless Steel is also available to special order.

Thread Protectors, Plain Nuts, Wing Nuts and Washers are also available. Please contact us for more information.

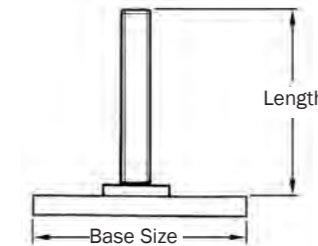
Male Threaded Studs

The most popular sizes of round base Male Bonding Fasteners are shown below. However, subject to minimum order quantities, 40, 50, 60, 75 and 100mm stud lengths are also available.

Male threads can be protected from contamination by an appropriate part from our range of Flexible Protection Caps.

Typical applications include plastic products, fibreboard products, rubber products and insulation materials.

Material - Mild Steel.



Base Size - 23mm Round

Thread	Length				
	12	16	20	25	30
M4	BON001	BON002	BON003	BON004	BON005
M5	BON006	BON007	BON008	BON009	BON010
M6	BON011	BON012	BON013	BON014	BON015
M8	BON016	BON017	BON018	BON019	BON020
M10	-	BON021	BON022	BON023	BON024

Base Size - 38mm Round

Thread	Length				
	12	16	20	25	30
M4	BON025	BON026	BON027	BON028	BON029
M5	BON030	BON031	BON032	BON033	BON034
M6	BON035	BON036	BON037	BON038	BON039
M8	BON040	BON041	BON042	BON043	BON044
M10	-	BON045	BON046	BON047	BON048

Base Size - 38 x 15mm Rectangular

Thread	Length				
	12	16	20	25	30
M4	BON049	BON050	BON051	BON052	BON053
M5	BON054	BON055	BON056	BON057	BON058
M6	BON059	BON060	BON061	BON062	BON063
M8	BON064	BON065	BON066	BON067	BON068
M10	-	BON069	BON070	BON071	BON072

Female Hex Nuts

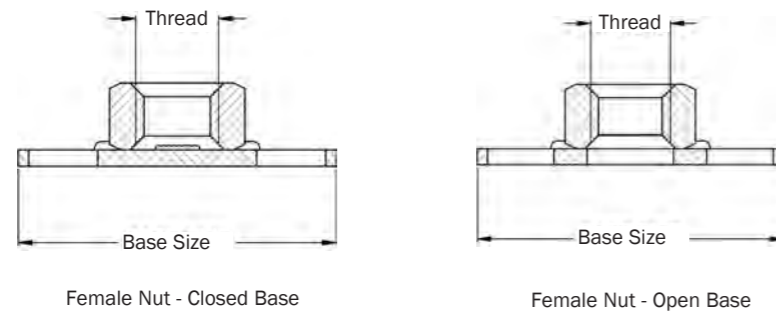


Our range of Female Hex Nuts is available with either open or closed bases. Open bases allow the fixing screw to pass through the plane of the base plate, whereas closed bases prohibit the ingress of substrate material into the thread.

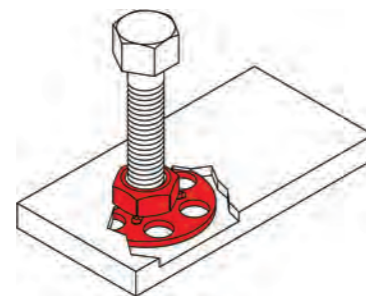
The most popular sizes are shown below. However, subject to minimum order quantities, we can supply most combinations of nut and base plate as shown on the Bonding Fasteners Introduction page.

Typical applications include plastic products, fibreboard products, rubber products and insulation materials.

Material - Mild Steel.



Thread	Base Size 23mm Round (Open)	Base Size 23mm Round (Closed)	Base Size 38mm Round (Open)	Base Size 38mm Round (Closed)	Base Size 38 x 15mm Rectangular (Open)	Base Size 38 x 15mm Rectangular (Closed)
M4	BON073	BON074	BON081	BON082	BON089	BON090
M5	BON075	BON076	BON083	BON084	BON091	BON092
M6	BON077	BON078	BON085	BON086	BON093	BON094
M8	BON079	BON080	BON087	BON088	BON095	BON096



Female Collar - Round Base (Open)

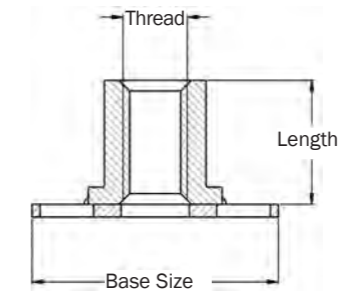


The open base does not limit the screw length and also allows the screw to be inserted from either end of the collar.

The most popular sizes are shown below. However, subject to minimum order quantities, we can supply most combinations of collar and base plate as shown on the Bonding Fasteners Introduction page.

Typical applications include plastic products, fibreboard products, rubber products and insulation materials.

Material - Mild Steel.



Base Size - 23mm Round

Thread	Length					
	5	10	12	14	16	22
M4	BON100	BON101	BON102	-	-	-
M5	BON103	BON104	BON105	-	-	-
M6	BON106	BON107	BON108	BON109	BON110	BON111
M8	-	BON112	-	BON113	BON114	BON115
M10	-	BON116	-	BON117	-	BON118

Base Size - 38mm Round

Thread	Length					
	5	10	12	14	16	22
M4	BON119	BON120	BON121	-	-	-
M5	BON122	BON123	BON124	-	-	-
M6	BON125	BON126	BON127	BON128	BON129	BON130
M8	-	BON131	-	BON132	BON133	BON134
M10	-	BON135	-	BON136	-	BON137

Base Size - 38 x 15mm Rectangular

Thread	Length					
	5	10	12	14	16	22
M4	BON138	BON139	BON140	-	-	-
M5	BON141	BON142	BON143	-	-	-
M6	BON144	BON145	BON146	BON147	BON148	BON149
M8	-	BON150	-	BON151	BON152	BON153
M10	-	BON154	-	BON155	-	BON156



38 x 15mm Rectangular Base

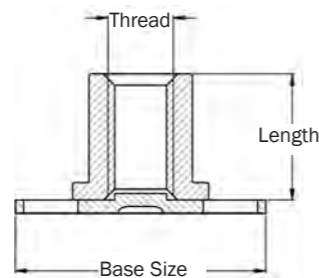
Female Collar - Round Base (Closed)

The round closed base prevents ingress of material into the thread and also serves as a limit stop to prevent the screw entering the substrate.

The most popular sizes are shown below. However, subject to minimum order quantities, we can supply most combinations of collar and any one of the other sizes of base plate as shown on the Bonding Fasteners Introduction page.

Typical applications include plastic products, fibre products, rubber products and insulation materials.

Material - Mild Steel.



Base Size - 23mm Round

Thread	Length					
	5	10	12	14	16	22
M4	B0N157	B0N158	B0N159	-	-	-
M5	B0N160	B0N161	B0N162	-	-	-
M6	-	B0N163	B0N164	B0N165	B0N166	B0N167
M8	-	B0N168	-	B0N169	B0N170	B0N171
M10	-	B0N172	-	-	B0N173	B0N174

Base Size - 38mm Round

Thread	Length					
	5	10	12	14	16	22
M4	B0N175	B0N176	B0N177	-	-	-
M5	B0N178	B0N179	B0N180	-	-	-
M6	-	B0N181	B0N182	B0N183	B0N184	B0N185
M8	-	B0N186	-	B0N187	B0N188	B0N189
M10	-	B0N190	-	B0N191	-	B0N192

38 x 15mm Rectangular Base

Thread	Length					
	5	10	12	14	16	22
M4	B0N193	B0N194	B0N195	-	-	-
M5	B0N196	B0N197	B0N198	-	-	-
M6	-	B0N199	B0N200	B0N201	B0N202	B0N203
M8	-	B0N204	-	B0N205	B0N206	B0N207
M10	-	B0N208	-	B0N209	-	B0N210



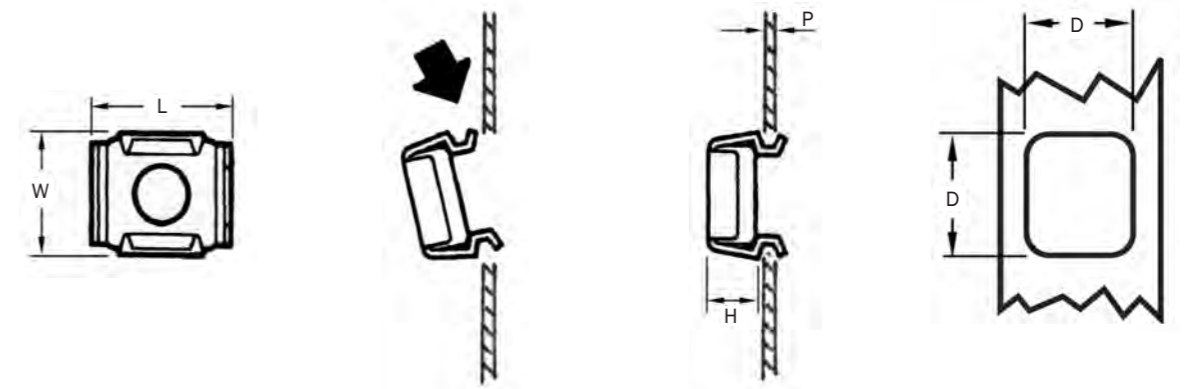
Cage Nuts

These Cage Nuts have the traditional benefits of a versatile self-retaining fastener. The nut floats in the cage to allow for panel misalignment. They allow for quick and easy assembly from one side of the panel, a hand tool is available. These high-strength cage nuts eliminate expensive secondary operations.

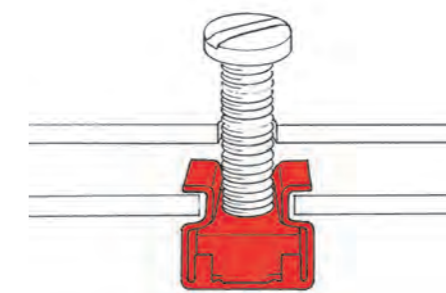
This range covers all the popular Metric thread sizes. Other thread sizes can be made to special order.

Typical applications include racks and electrical equipment.

Materials - Carbon Steel (Cage), Mild Steel (Nut). Stainless Steel also available.



Thread	P	D	L	W	H	Part Number
M5	0.7 - 1.6	9.5 x 9.5	13.5	13.5	5.8	CNU005
M5	1.8 - 2.6	9.5 x 9.5	13.5	13.5	5.8	CNU007
M6	0.7 - 1.6	9.5 x 9.5	13.5	13.5	5.8	CNU009
M6	1.8 - 2.6	9.5 x 9.5	13.5	13.5	5.8	CNU011
M6	2.7 - 3.5	9.5 x 9.5	13.5	13.5	6.5	CNU035





Cage Nuts - Front Fixing

The Cage Lok provides the ideal solution for racks and cabinets where rear access is restricted and application tools would be difficult to use.

It is easily push-fitted and is secured by a 1/8th turn and provides a strong metal-to-metal fixing.

Typical applications include racks and electrical equipment.

Materials - Plastic (Holder), Mild Steel (Nut).



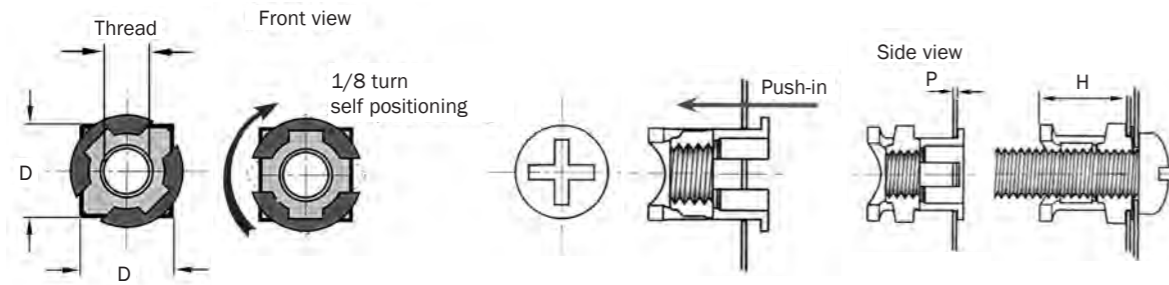
Weld Stud Cap

These products are designed to simply push on to a standard 5mm weld stud, facilitating retention of products such as vehicle head linings or sound proofing material.

The parts can be easily removed by unscrewing from the 5mm weld stud and many of these parts have a screwdriver slot in the head to aid disassembly.

Typical applications include vehicle head linings, sound proofing/insulation material.

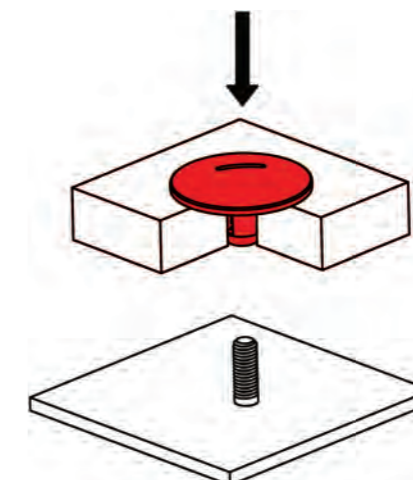
Material - Nylon.



Thread	P	D	H	Type	Part Number
M5	0.5 - 2.8	9.5 x 9.5	13.7	Metal	CNU039
M5	0.5 - 3.1	9.5 x 9.5	13.7	Plastic	CNU038
M6	0.5 - 2.8	9.5 x 9.5	13.7	Metal	CNU040
M6	0.5 - 3.1	9.5 x 9.5	12.5	Plastic	CNU034



L	D1	D2	H	Part Number
10.0	9.8	30.0	3.0	CAP458
13.0	9.4 - 12.0	17.0	2.5	CAP459
13.0	12.0	30.0	4.0	CAP031
17.5	10.1 - 14.6	21.0	4.0	CAP460



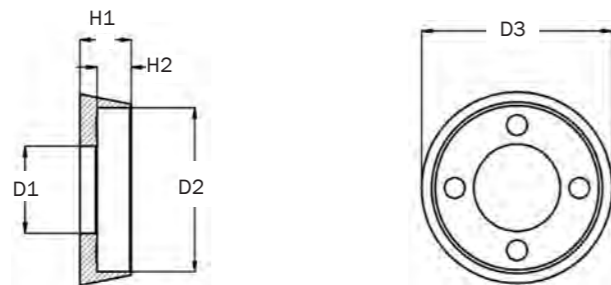


Finishing Washers

These nylon Finishing Washers are ideal for protecting the fascia panels of rack-mount units from damage caused by insertion and removal of rack-mounting screws. The cup size is designed to suit a standard M6 pan head screw used for rack-mounting, enclosing the screw head to give an aesthetically pleasing appearance to multiple rack-mount units.

Typical applications include rack-mount units.

Material - Nylon.



D1	D2	D3	H1	H2	Part Number
6.4	12.0	14.0	3.8	2.5	WAS355

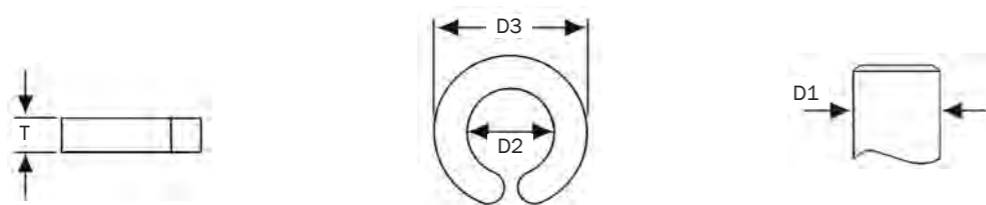
Fixing Rings



Fixing Rings are designed to fit onto smooth axles and pins. They can be used on their own to keep objects in place on an axle assembly, or in combination to provide spacing between two components. Easily pushed into place by hand, these Fixing Rings offer a firm assembly, yet can be manually adjusted or moved when required.

Typical applications include retaining shafts.

Typical Colour - Red.

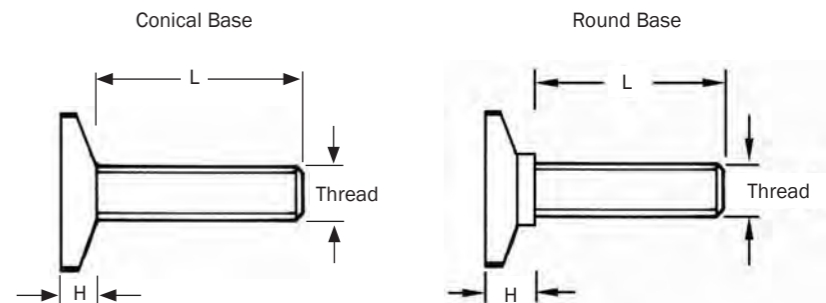


D1	D2	D3	T	Part Number
3	2.5	6.0	2.0	FIR001
4	3.5	7.5	2.5	FIR002
5	4.5	9.0	2.5	FIR003
6	5.3	11.0	3.0	FIR004
8	7.0	13.0	3.0	FIR005
10	9.0	16.0	3.5	FIR006
12	11.0	19.0	4.0	FIR007



Conical Base

Round Base



Adjustable Feet - Conical and Round Base

Ideal for levelling domestic appliances and other level-sensitive equipment, these rigid feet can also be used to make height and level adjustments on kitchen units, DIY furniture, etc.

Typical applications include furniture, domestic appliances, kitchen units, industrial units, fridges and cookers.

Materials - Mild Steel (Stud), Engineering Grade Plastic (Base).
Typical Colour - Black.

Conical Base

Thread	L	D	H	Part Number
M8	30.0	42	11	ADF045

Round Base - Adjustable Foot

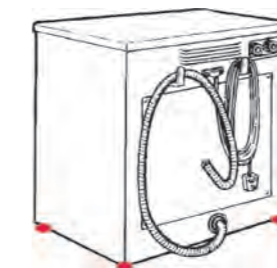
Thread	L	D	H	Part Number
M8	25.0	25	16	ADF020
M8	25.0	38	16	ADF023
M8	37.5	25	16	ADF021
M8	37.5	38	16	ADF024
M8	40.0	38	16	ADF040
M8	50.0	25	16	ADF022
M8	50.0	38	16	ADF025
M10	30.0	38	17	ADF041
M10	50.0	38	17	ADF042

Round Base - Octagonal Adjustment

Thread	L	D	H	Part Number
M8	40.0	30	10	ADF044

Round Base - Hexagonal Adjustment

Thread	L	D	H	Part Number
M8	25.0	25	16	ADF035





Hexagonal Base



Low Profile

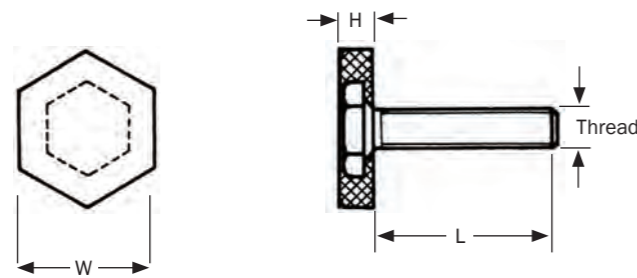
Adjustable Feet - Hexagonal and Low Profile Base

Ideal for levelling domestic appliances and other level-sensitive equipment, these rigid feet can also be used to make height and level adjustments on kitchen units, DIY furniture, etc.

Adjustment can be done with a spanner or screwdriver.

Typical applications include furniture, domestic appliances, kitchen units, industrial units, fridges and cookers.

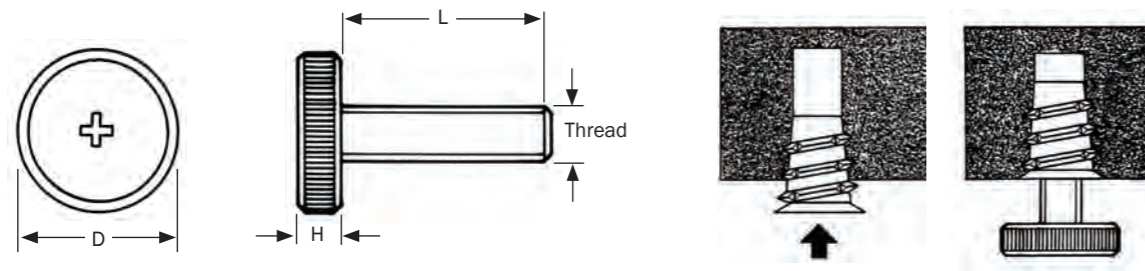
Materials - Mild Steel (Stud), Polyethylene Engineering Grade Plastic (Base).
Typical Colours - Black, Natural.



Hexagonal Base

Thread	L	W	H	Part Number
M6	25	20.5	8.5	ADF037
M8	25	20.5	8.5	ADF038
M8	30	30.0	10.8	ADF017
M8	40	30.0	10.8	ADF018
M8	59	30.0	10.8	ADF019

Adjustable Feet - Low Profile



Low Profile

Thread	L	D	H	Part Number
M8	35	50	8	ADF043
M10	30	30	9	ADF026
M10	40	30	9	ADF027



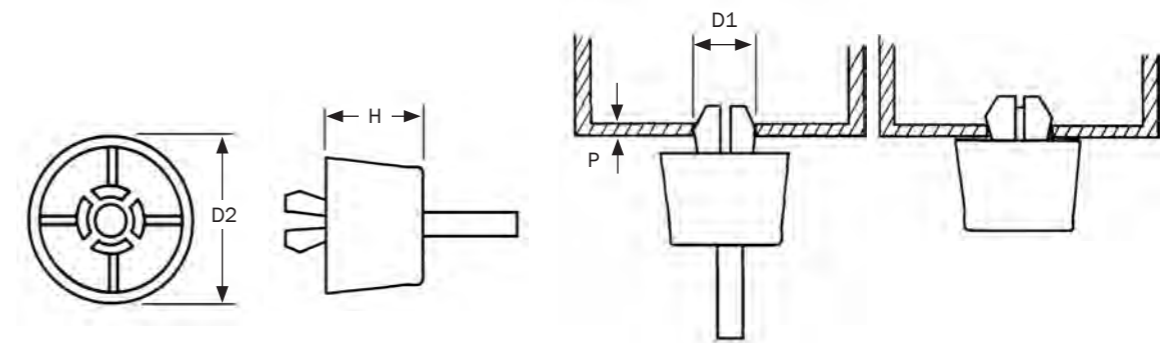
Rivet Feet

Rivet Feet are ideal for helping to increase manoeuvrability and protecting surfaces from damage. They are designed to be fitted quickly and easily to metal or plastic panels without the need for special tools or additional fastening devices. Please request samples as styles may differ from the one shown.

Typical applications include domestic appliances, kitchen units, industrial units, industrial fridges, cookers and furniture.

TPR = Thermo Plastic Rubber (Anti-skid).

Materials - Various.
Typical Colour - Black.



Description	D1	P	D2	H	Part Number
Nylon with TPR Insert	6.0	0.8 - 2.0	12	3.7	RIF006
Nylon with TPR Insert	7.0	1.0 - 2.5	17	11.0	RIF007
Nylon with TPR Insert	7.0	1.5 - 3.0	16	7.0	RIF008
TPR	7.7	0.8	20	12.0	RIF001
Nylon with TPR Insert	7.7	0.8 - 4.0	21	15.0	RIF010
Nylon with TPR Insert	7.7	1.0 - 1.5	16	12.0	RIF009



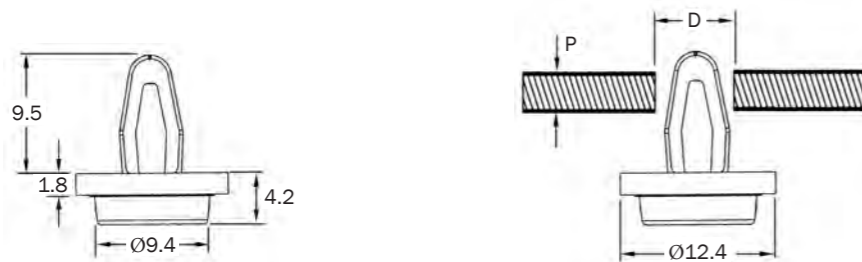
Push-In W-Button Bumper Feet

Push-In W-Button Bumper Feet are quick and easy to fit. Simply push into a pre-drilled hole and the W-Button design ensures a firm hold.

Ideal for uneven surfaces, surfaces which cannot be cleaned properly or surfaces that are wet or have a low coefficient of friction (i.e. polypropylene/polyethylene).

Typical applications include audio equipment, furniture, industrial cabinets, motor vehicles and caravans.

Materials - Urethane (Bumper), Nylon (W Button).
Typical Colour - Black.



D	P	Part Number
4.7 - 4.8	0.7 - 2.3	BUF059

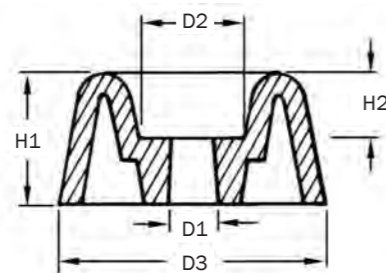


Screw-On Bumper Feet

These Screw-On Bumper Feet can be used on many small appliances such as radios, televisions and microwave ovens. Fastened by screw, bolt or rivet, they can also be used as doorstops, spacers or protective buffers.

Typical applications include furniture, domestic appliances, electrical appliances and luggage.

Material - PVC.
Typical Colour - Black.



D1	D2	D3	H1	H2	Part Number
3.2	6	15	7.5	4.0	BUF034
4.3	8	20	10.0	5.0	BUF035
4.3	10	25	12.5	6.5	BUF036
5.3	12	30	15.0	7.5	BUF037



Hemispherical



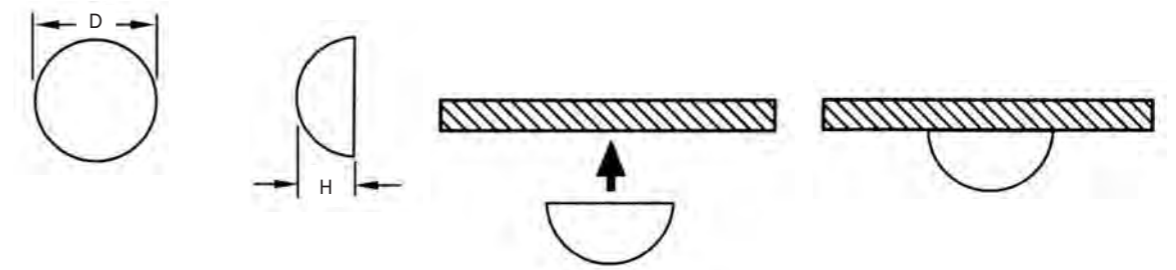
Cylindrical

Self-Adhesive Bumper Feet

These non-slip Bumper Feet can be fixed to many industrial and domestic appliances to offer increased manoeuvrability and to protect surfaces. They can be applied to most clean, dry surfaces and offer a high degree of adhesive strength.

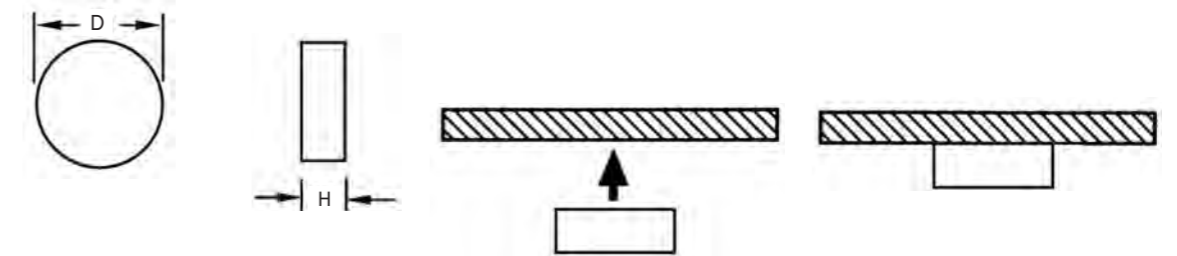
Typical applications include cupboard doors, small appliances, electrical equipment and telephones.

Material - PVC.
Typical Colours - Black, Natural.



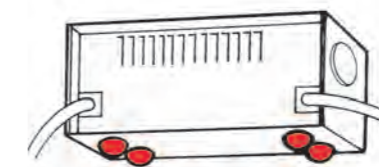
Hemispherical

Description	D	H	Part Number
128 per sheet	15.7	7.9	BUF078
242 per sheet	11.1	5.0	BUF077
288 per sheet	9.5	3.8	BUF076



Cylindrical

Description	D	H	Part Number
98 per sheet	19.1	4.1	BUF075
128 per sheet	16.5	10.2	BUF074
200 per sheet	12.7	1.5	BUF072
200 per sheet	12.7	3.5	BUF073



Self-Adhesive Bumper Feet



Square Tapered

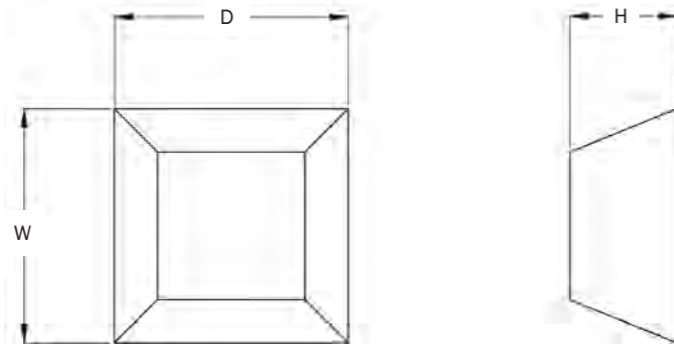


Recessed

These self-adhesive backed Bumper Feet are quick and easy to apply and protect different types of surfaces including domestic appliances and wooden floors.

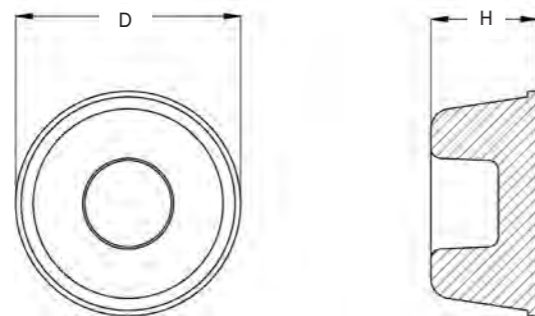
Typical applications include cupboard doors, small appliances, electrical equipment and telephones.

Material - PVC.
Typical Colours - Black, Natural, Brown.



Square Tapered

Description	D	W	H	Part Number
98 per sheet	20.6	20.6	7.6	BUF081
200 per sheet	12.7	12.7	5.8	BUF080



Recessed

Description	D	H	Part Number
72 per sheet	22.3	10.2	BUF082
200 per sheet	12.7	3.5	BUF083

Door Catch and Studs



Door Catch



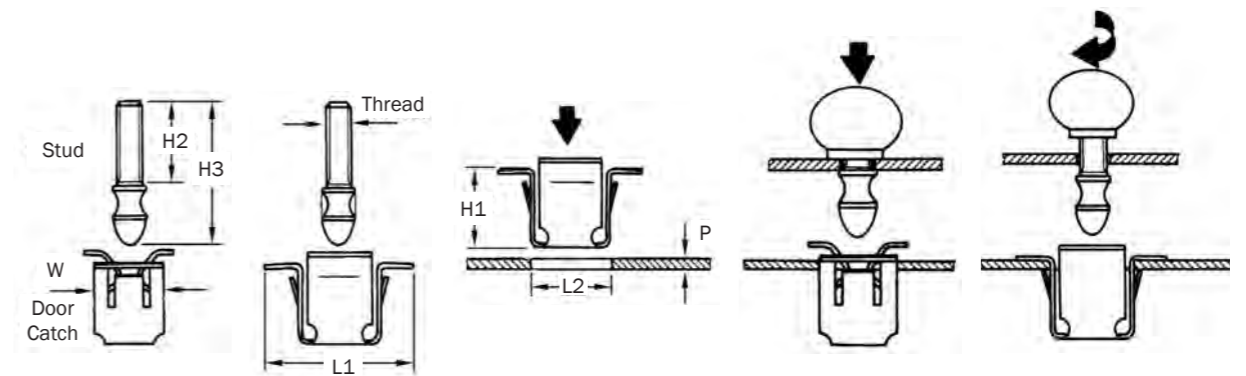
Stud

A simple and easy to fit Door Catch suitable for oven doors, domestic appliances and steel cabinets.

The Door Catch Studs are available in both imperial and metric threads.

Typical applications include kitchen units, cabinets and boxes.

Material - Steel.



Door Catch

L1	H1	W	L2	P	Part Number
27.0	15.8	11.2	13.2 x 14.3	2.0	DOC043

Studs

Thread	H2	H3	Part Number
2BA	12.7	25.4	DOC013
M6	12.7	25.4	DOC014



Door Latches and Striker



These Latches and Strikers are particularly suitable for metal cabinet doors and access panels. They fix in place through the panel front.

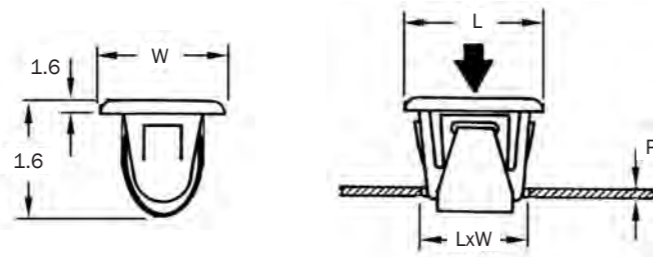
Manufactured in durable plastic for a smooth, quiet, long-life operation, the latches are available in a variety of opening and closing pressures.

At higher temperatures, pull-out loads are affected. Maximum working temperature is 100 °C.

Typical applications include glove compartment catches and media box catches.

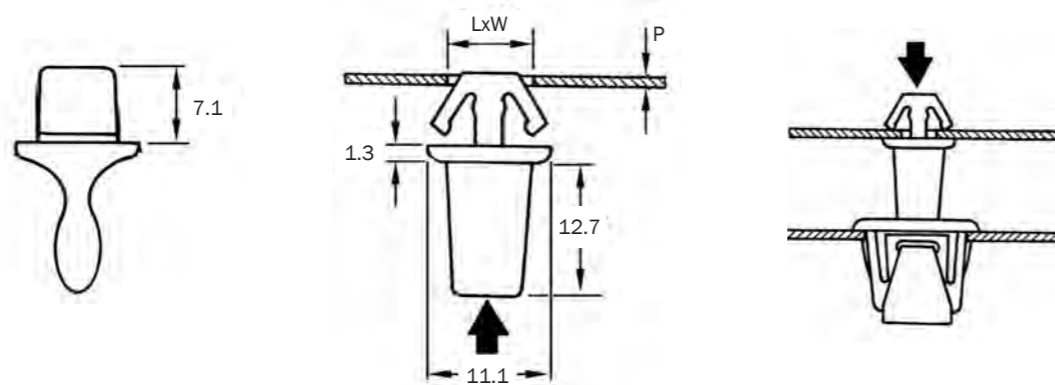
F1 = Pull-out Load for STR001 in Newtons.

Materials - Acetal and Spring Steel (Latch), Nylon 66 (Striker).
Typical Colours - Natural, Black.



Latches

P	L X W	W	L	F1	Part Number
0.9 - 1.5	13.1 x 16.8	18.3	19.8	17	LAT001
0.9 - 1.5	13.1 x 16.8	18.3	19.8	18	LAT003
0.9 - 1.5	13.1 x 16.8	18.3	19.8	39	LAT004
1.7 - 2.0	14.7 x 16.8	19.1	20.6	24	LAT002



Striker

L X W	P	Part Number
6.7 x 7.4	0.5 - 1.0	STR001

Push-Push Latches Light-Duty



These Push-Push Latches are particularly suitable for lightweight applications on doors and access panels on products such as computer monitors and control consoles.

They operate with a smooth and reliable push-to-open, push-to-close action and snap easily into pre-punched holes, thus dramatically reducing installation time.

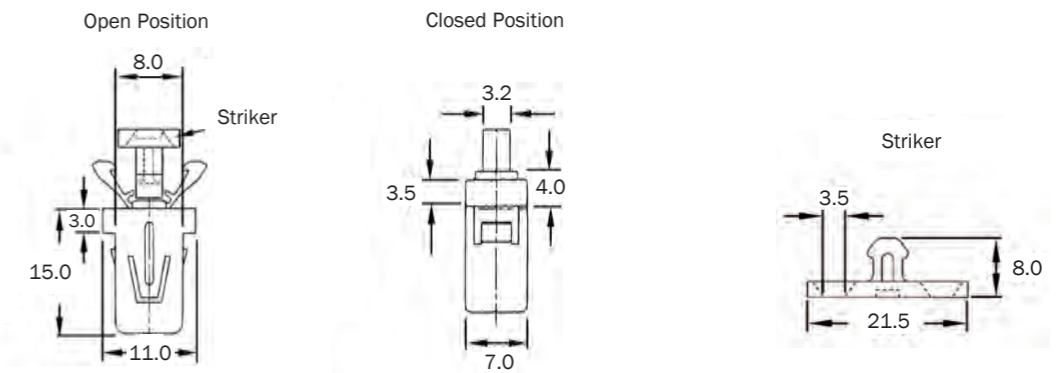
A separate striker - **STR009** - is available for the small range if the preferred method of moulding a striker into the door is not possible.

Please contact our sales office for details of striker designs and cut-out details.

Typical applications include domestic appliances, drinks' holders, boilers, motor vehicles and computer monitors.

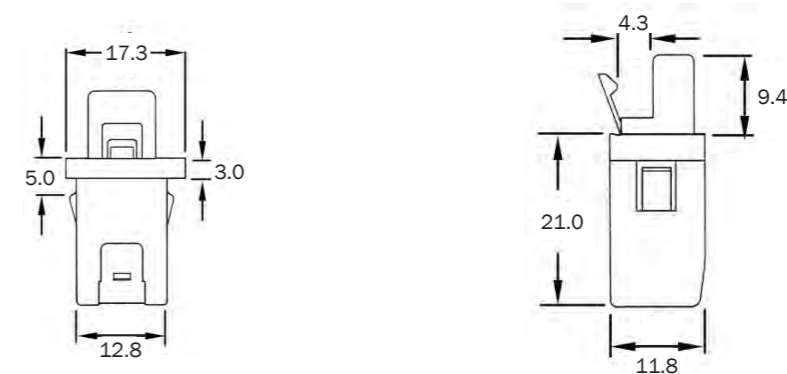
F = Closing/Opening Force @ 20 °C.
Holding Force = 70 - 82N

Materials - Various.
Typical Colour - Black.



Small

Description	Part Number
Audible click	LAT025
Striker	STR009



Large

F	Part Number
2 - 5N	LAT018
10 - 15N	LAT017

Push-Push Latches Heavy-Duty

These Push-Push Latches are particularly suitable for doors and access panels on products such as computer monitors and control consoles.

The floating ball striker enables self-alignment.

Strike plate and screws are supplied.

Typical applications include domestic appliances, drinks' holders, boilers, motor vehicles and computer monitors.

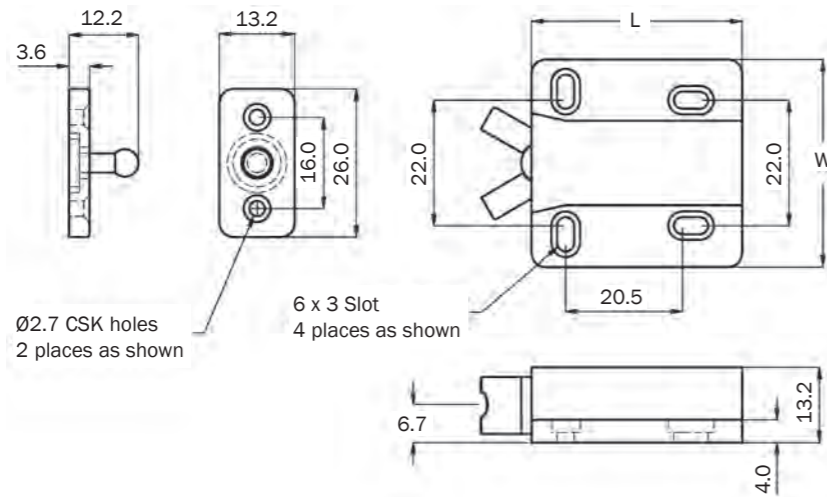
Material - Various

Typical Colours - Black, White, Brown.

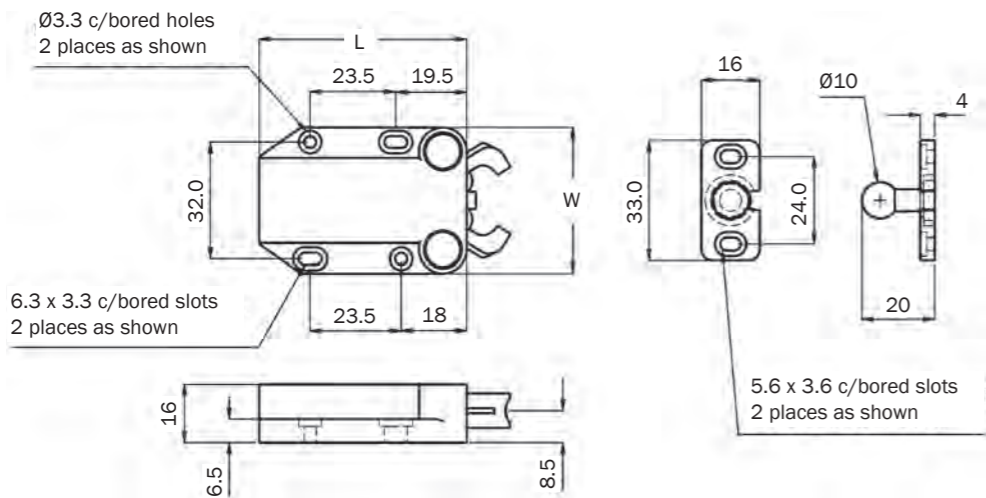


176

Type 1



Type 2



L	W	Holding Force (Kg)	Type	Part Number
37.0	36.3	3	1	D0C041
57.0	40.0	8	2	D0C042

Roller Catches and Studs

The Roller Catch features two spring-loaded rollers to allow smooth, easy door opening and to reduce stud wear.

The Catches can be mounted in various ways to suit most applications including oven doors and steel cabinets. Please request the Roller Catch drawing for mounting detail specification.

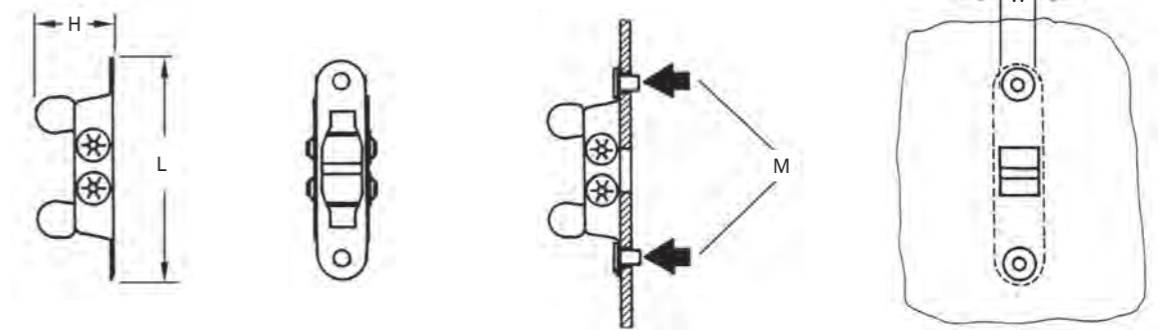
Typical applications include oven catches, cookers, cabinets and domestic appliances.

F = Maximum Pull-off Force Kg.

Material - Austempered Carbon Steel.

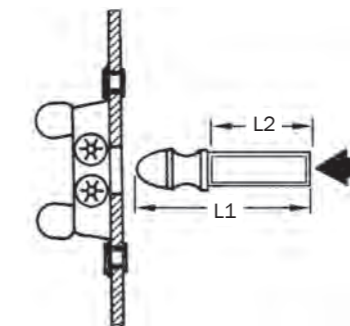


177



Roller Catches

L	W	H	F	M	Part Number
58.8	18.3	20.6	2.8 - 4.5	Nr 8 ST Screw	R0C002
58.7	20.3	20.6	4.5 - 7.0	4.8-4.9 Hole Ø	R0C003
58.7	20.3	20.6	4.5 - 7.0	Nr 8 ST Screw	R0C005



Studs

Thread	L1	L2	Part Number
2BA	41.3	24.3	D0C009
M5	41.3	24.0	D0C010
M6	41.3	24.0	D0C011

Treelok Fasteners



Stud

Socket

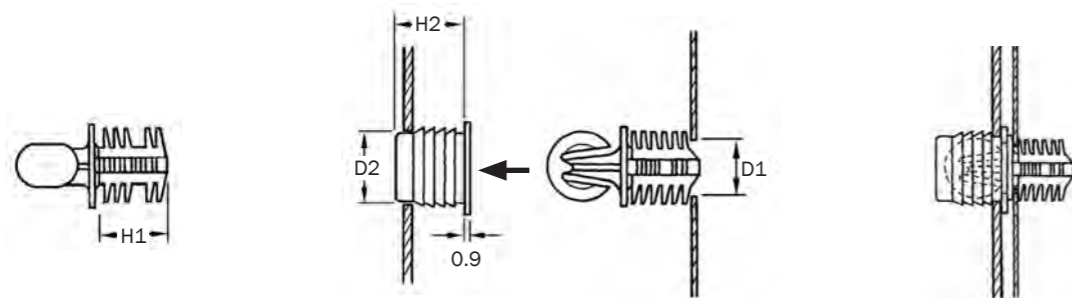
Treelok Fasteners provide a neat and efficient method of securing access panels together. The Socket and Stud design allows easy opening of the required panel, such as an inspection cover, with a moderate level of pull-out force.

The Stud can be used without the Socket in certain applications, if required. In this case, the hole diameter will change from D2 to D3.

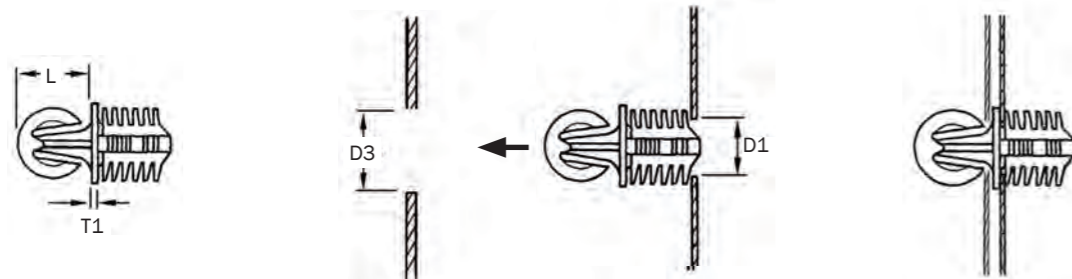
Typical applications include inspection covers, furniture, kitchen units and lightweight doors.

Material - Nylon.
Typical Colour - Black.

With Socket



Without Socket




Mini

Description	D1	H1	T1	L	D2	D3	H2	Part Number
Stud	7.9	6.5	1.2	8.5	-	-	-	FTS001
Socket	-	-	-	-	10.3	7.9	9.6	FTS002

Standard

Description	D1	H1	T1	L	D2	D3	H2	Part Number
Stud	11.1	11.2	1.0	11.5	-	-	-	FTS003
Socket	-	-	-	-	14.3	10.9	11.4	FTS005



Knob Clips



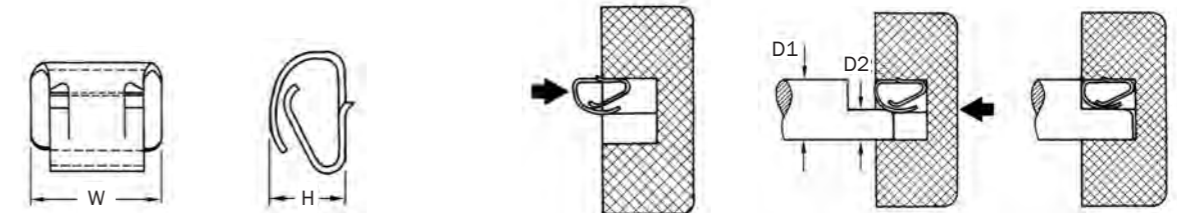
These popular lightweight removable Knob Clips are designed to fasten moulded door knobs or rotary switches to shafts.

The Knob Clips are assembled to the shaft and the complete assembly is then pushed into the moulding. The knob can be removed from the shaft for servicing or when access is necessary.

Typical applications include the fixing of knobs for domestic appliances and electric control panels.

F = Maximum Pull-off force in Kg.

Material - Austempered Carbon Steel.



D1	D2	H	W	F	Part Number
4.7	4.0	4.3	6.4	5	RKC003
5.9	3.9	4.2	8.3	4	RKC004
6.3	5.5	4.2	8.3	9	RKC006



Neon Lens Clips



These Neon Lens Clips snap neatly into a pre-punched hole providing a convenient one-piece lens and bulb holder.

Manufactured from translucent polycarbonate, they are available in a range of colours. All part numbers suit a 6mm diameter neon bulb.

Typical applications include electrical appliances, computer equipment and instrument panels.

Material - Polycarbonate.
Typical Colours - Red, Amber, Green, Clear.

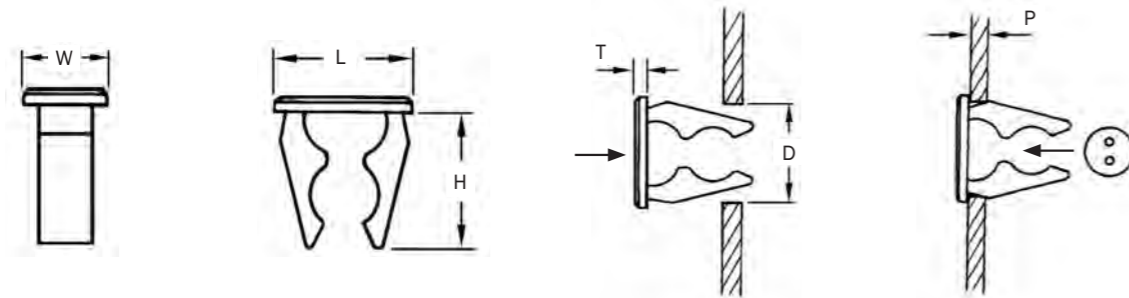
Nylon Screws - Countersunk Head Slotted Drive



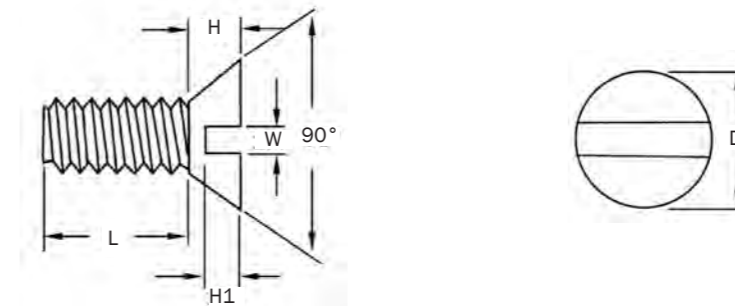
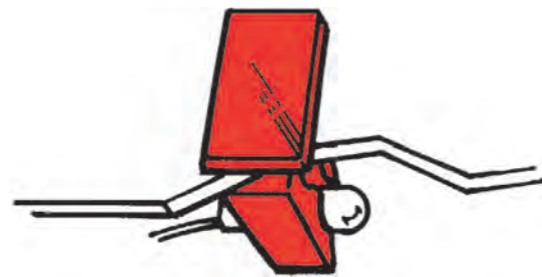
These Countersunk Head Nylon Screws are suitable for many industrial and electronic applications. Manufactured from tough, lightweight nylon, these fasteners offer excellent electrical insulating properties, are non-corrosive and non-magnetic.

Typical applications include electrical equipment, printed circuit boards and domestic appliances.

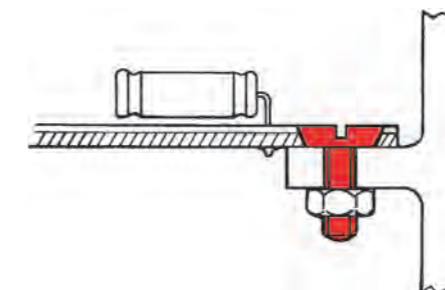
Material - Nylon.
Typical Colour - Natural.



W	L	P	D	H	T	Part Number
6.4	11.1	0.7 - 1.6	4.5 x 9.3	8.7	1.6	NLC002
6.4	14.4	0.7 - 1.6	4.5 x 9.3	8.7	2.4	NLC003
7.0	10.5	0.4 - 1.5	5.4 x 9.0	12.0	1.4	NLC001
9.2	11.1	0.7 - 1.6	4.5 - 9.3	8.7	1.7	NLC006
12.0	-	0.7 - 1.6	4.5 x 9.3	8.7	2.0	NLC005



Thread	L	D	H	H1	W	Part Number
M4	6.0	8.0 - 9.4	2.7	1.0 - 1.3	1.2 - 1.5	COS007
M4	10.0	8.0 - 9.4	2.7	1.0 - 1.3	1.2 - 1.5	COS008
M4	12.0	8.0 - 9.4	2.7	1.0 - 1.3	1.2 - 1.5	COS009
M4	16.0	8.0 - 9.4	2.7	1.0 - 1.3	1.2 - 1.5	COS010
M4	20.0	8.0 - 9.4	2.7	1.0 - 1.3	1.2 - 1.5	COS011
M4	25.0	8.0 - 9.4	2.7	1.0 - 1.3	1.2 - 1.5	COS012
M5	10.0	8.9 - 10.4	2.7	1.1 - 1.4	1.2 - 1.5	COS003
M5	13.0	8.9 - 10.4	2.7	1.1 - 1.4	1.2 - 1.5	COS004
M5	15.0	8.9 - 10.4	2.7	1.1 - 1.4	1.2 - 1.5	COS005
M5	20.0	8.9 - 10.4	2.7	1.1 - 1.4	1.2 - 1.5	COS006
M6	10.0	10.9 - 12.6	3.3	1.2 - 1.6	1.6 - 1.9	COS013
M6	16.0	10.9 - 12.6	3.3	1.2 - 1.6	1.6 - 1.9	COS014
M6	20.0	10.9 - 12.6	3.3	1.2 - 1.6	1.6 - 1.9	COS015
M6	25.0	10.9 - 12.6	3.3	1.2 - 1.6	1.6 - 1.9	COS016
M6	30.0	10.9 - 12.6	3.3	1.2 - 1.6	1.6 - 1.9	COS017
M6	35.0	10.9 - 12.6	3.3	1.2 - 1.6	1.6 - 1.9	COS018



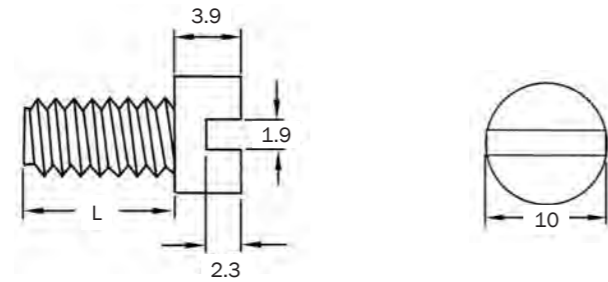
Nylon Screws - Cheese and Fillister Head



These Cheese Head and Fillister Head Nylon Screws are suitable for many industrial and electronic applications. Manufactured from tough, lightweight nylon, these fasteners offer excellent electrical insulating properties, are non-corrosive and non-magnetic.

Typical applications include electrical equipment, printed circuit boards and domestic appliances.

Material - Nylon.
Typical Colour - Natural.



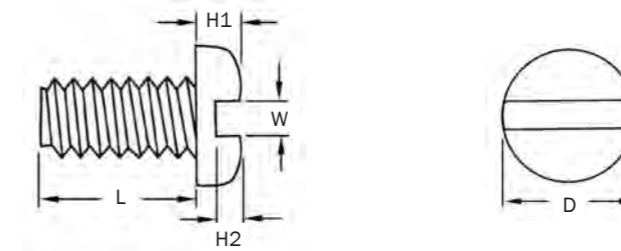
Nylon Screws - Pan Head Slotted Drive



These Pan Head Nylon Screws are suitable for many industrial and electronic applications. Manufactured from tough, lightweight nylon, these fasteners offer excellent electrical insulating properties, are non-corrosive and non-magnetic.

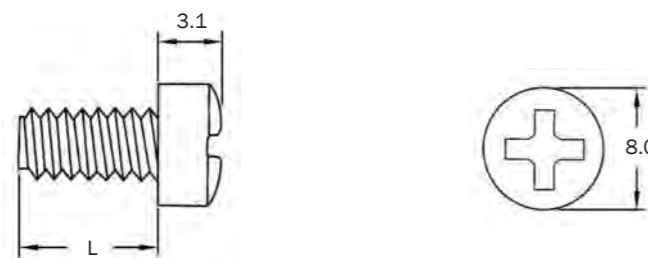
Typical applications include electrical equipment, printed circuit boards and domestic appliances.

Material - Nylon.
Typical Colour - Natural.



Cheese Head - Slotted Drive

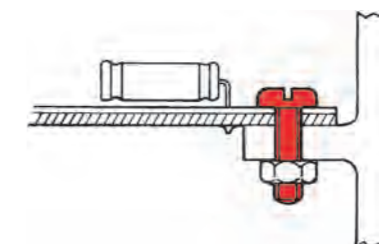
Thread	L	Part Number
M6	6	CHS001
M6	8	CHS002
M6	10	CHS003
M6	12	CHS004
M6	16	CHS005
M6	20	CHS006
M6	25	CHS007
M6	30	CHS008



Fillister Head - Phillips Drive

Thread	L	Part Number
M4	6	FIS001
M4	8	FIS002
M4	10	FIS003
M4	12	FIS004
M4	16	FIS005
M4	20	FIS006
M4	25	FIS007

Thread	L	D	H1	H2	W	Part Number
M4	6.0	7.0	2.8	1.2	1.3	PAS001
M4	8.0	7.0	2.8	1.2	1.3	PAS002
M4	10.0	7.0	2.8	1.2	1.3	PAS003
M4	12.0	7.0	2.8	1.2	1.3	PAS004
M4	20.0	7.0	2.8	1.2	1.3	PAS006
M4	25.0	7.0	2.8	1.2	1.3	PAS007
M6	8.0	12.0	4.0	1.7	1.7	PAS009
M6	10.0	12.0	4.0	1.7	1.7	PAS010
M6	12.0	12.0	4.0	1.7	1.7	PAS011
M6	16.0	12.0	4.0	1.7	1.7	PAS012
M6	20.0	12.0	4.0	1.7	1.7	PAS013
M6	25.0	12.0	4.0	1.7	1.7	PAS014
M6	30.0	12.0	4.0	1.7	1.7	PAS015



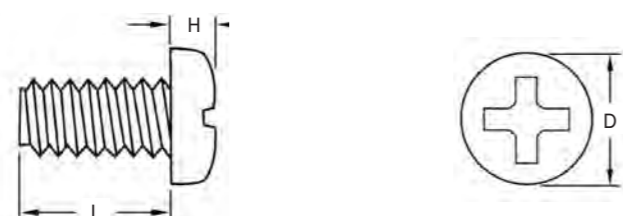


Nylon Screws - Pan Head Phillips Drive

These Pan Head Nylon Screws are suitable for many industrial and electronic applications. Manufactured from tough, lightweight nylon, they have a Phillips Cross Recess Drive, which gives a positive engagement for the screwdriver. These fasteners offer excellent electrical insulating properties, are non-corrosive and non-magnetic.

Typical applications include electrical equipment, printed circuit boards and domestic appliances.

Material - Nylon.
Typical Colour - Natural.



Thread	L	D	H	Part Number
M2	10.0	3.8	1.3	PAS016
M4	6.0	8.0	2.8	PAS017
M4	8.0	8.0	2.8	PAS018
M4	10.0	8.0	2.8	PAS019
M4	12.0	8.0	2.8	PAS020
M4	16.0	8.0	2.8	PAS021
M4	20.0	8.0	2.8	PAS022
M4	25.0	8.0	2.8	PAS023
M5	6.0	9.0	3.5	PAS024
M5	8.0	9.0	3.5	PAS025
M5	10.0	9.0	3.5	PAS026
M5	12.0	9.0	3.5	PAS027
M5	16.0	9.0	3.5	PAS028
M5	20.0	9.0	3.5	PAS029
M5	25.0	9.0	3.5	PAS030
M5	30.0	9.0	3.5	PAS031
M6	6.0	10.0	4.0	PAS032
M6	8.0	10.0	4.0	PAS033
M6	10.0	11.6	4.0	PAS034
M6	12.0	11.6	4.0	PAS035
M6	16.0	12.5	4.0	PAS036
M6	20.0	11.6	4.0	PAS037
M6	25.0	11.6	4.0	PAS038
M6	30.0	12.5	4.0	PAS039



Nylon Screws - Slotted Grub

These Slotted Grub Nylon Screws are ideal for use in applications where flush surfaces are required. The screw can also be driven below the surface of work using a normal screwdriver.

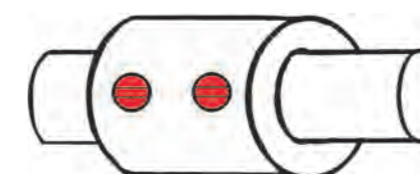
Manufactured from tough, lightweight nylon, these fasteners offer excellent electrical insulating properties, are non-corrosive and non-magnetic.

Typical applications include electrical equipment, printed circuit boards and domestic appliances.

Material - Nylon.
Typical Colour - Natural.



Thread	L	D	H	W	Part Number
M4	6.0	2.0	0.8	0.6	GRS001
M4	8.0	2.0	0.8	0.6	GRS002
M4	16.0	2.0	0.8	0.6	GRS005
M4	20.0	2.0	0.8	0.6	GRS006
M4	25.0	2.0	0.8	0.6	GRS007
M5	6.0	3.3	1.3	0.9	GRS008
M5	10.0	3.3	1.3	0.9	GRS010
M5	12.0	3.3	1.3	0.9	GRS011
M5	16.0	3.3	1.3	0.9	GRS012
M5	20.0	3.3	1.3	0.9	GRS013
M5	25.0	3.3	1.3	0.9	GRS014
M5	30.0	3.3	1.3	0.9	GRS015
M6	8.0	4.1	1.5	1.0	GRS017
M6	10.0	4.1	1.5	1.0	GRS018
M6	12.0	4.1	1.5	1.0	GRS019
M6	16.0	4.1	1.5	1.0	GRS020
M6	20.0	4.1	1.5	1.0	GRS021
M6	25.0	4.1	1.5	1.0	GRS022
M6	30.0	4.1	1.5	1.0	GRS023
M8	10.0	5.2	2.4	1.6	GRS024
M8	16.0	5.2	2.4	1.6	GRS025





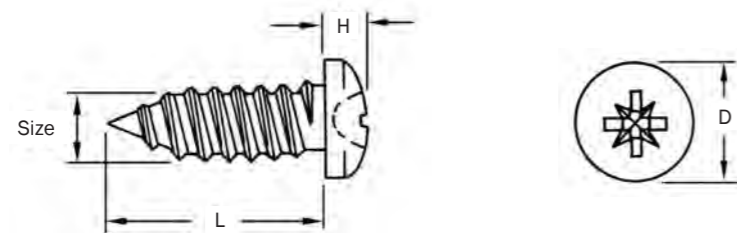
Nylon Screws - Pan Head Self-Tapping

These Pan Head Self-Tapping Screws are manufactured from extremely tough, state-of-the-art engineering polymer, offering a viable alternative to conventional self-tapping screws in applications where lightweight, corrosion resistance or good electrical insulation properties are required.

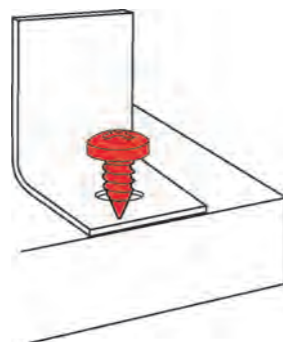
They have the added benefits of being non-magnetic and easily recyclable.

Typical applications include electrical equipment, domestic appliances, motor vehicles, mobile telephones, computers, marine and point of sale.

Material - Glass-Filled Nylon.
Typical Colour - Black.



Size	Screw	L	D	H	Part Number
ST 3.5	6.0	6.5	8.0	3.1	SCW389
ST 3.5	6.0	9.5	8.0	3.1	SCW390
ST 3.5	6.0	16.0	8.0	3.1	SCW392
ST 4.2	8.0	9.5	8.0	3.1	SCW394
ST 4.2	8.0	13.0	8.0	3.1	SCW395
ST 4.2	8.0	16.0	8.0	3.1	SCW396
ST 4.8	10.0	9.5	8.0	3.1	SCW398
ST 4.8	10.0	13.0	8.8	3.1	SCW399
ST 4.8	10.0	16.0	9.5	3.7	SCW400
ST 4.8	10.0	19.0	9.5	3.7	SCW401
ST 5.5	12.0	19.0	9.5	3.7	SCW404
ST 6.3	14.0	19.0	12.0	4.6	SCW408

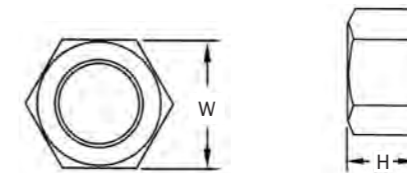


Nylon Nuts

These Nylon Nuts are suitable for many industrial and electronic applications. Manufactured from tough, lightweight nylon, these fasteners offer excellent electrical insulating properties, are non-corrosive and non-magnetic.

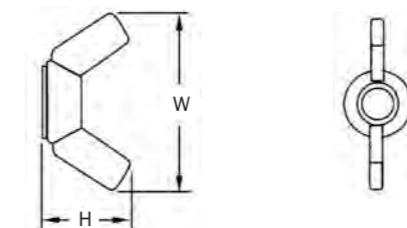
Typical applications include electrical equipment, printed circuit boards and domestic appliances.

Material - Nylon.
Typical Colour - Natural.



Hex Head

Thread	W	H	Part Number
M3	5.5	2.4	NUT004
M4	6.9	3.0	NUT002
M5	8.0	4.8	NUT005
M6	9.9	5.4	NUT003
M8	13.0	6.5	NUT006



Wing Head

Thread	W	H	Part Number
M4	25.0	14.0	WIN001
M5	25.0	14.0	WIN002
M6	25.0	14.0	WIN003
M8	26.0	16.0	WIN004



Dome Head

Thread	W	H	Part Number
M3	5.5	6.5	CPN001
M4	7.0	8.0	CPN002
M5	8.0	10.0	CPN003
M6	10.0	12.0	CPN004
M8	13.0	15.0	CPN005
M10	17.0	18.0	CPN006



Nylon Special Flat Washers

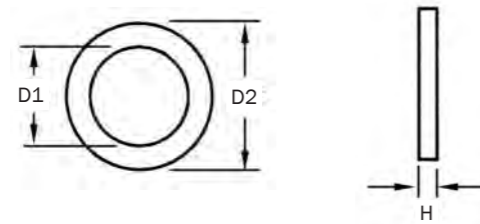
These Nylon Special Flat Washers are available in a large selection of sizes and can also be used as spacers or insulators.

Manufactured from tough, lightweight nylon, these fasteners can be used as a washer between rotating or moving parts. Excellent anti-vibration properties mean that these parts are also effective as cushioning washers.

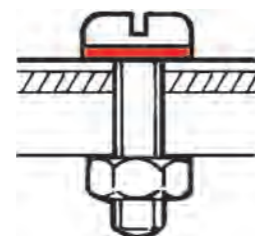
We also offer a DIN specification range of washers, please see jetpress.com

Typical applications include domestic appliances and electrical applications.

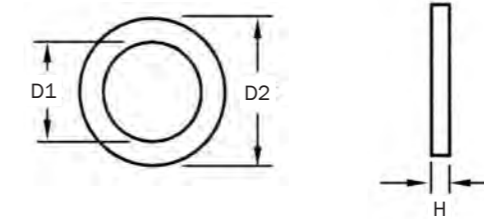
Material - Nylon.
Typical Colour - Natural.



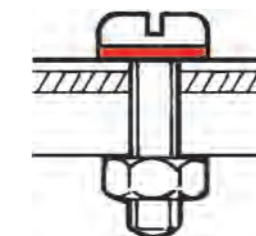
D1	D2	H	Part Number
1.6	7.9	2.3	WAS002
3.3	6.4	2.4	WAS004
3.6	7.2	3.0	WAS007
4.0	25.4	1.6	WAS010
4.7	12.7	2.4	WAS014
4.8	22.5	1.6	WAS021
4.9	12.7	3.2	WAS022
5.2	12.7	3.3	WAS027
5.5	15.9	3.2	WAS030
5.8	11.1	2.0	WAS033
6.4	12.0	1.5	WAS035
6.5	15.9	3.2	WAS040
6.6	17.4	1.5	WAS043
6.7	15.1	3.3	WAS046
7.0	25.4	1.6	WAS050
7.1	15.9	2.9	WAS053
7.9	12.7	4.0	WAS056
8.0	22.1	1.6	WAS061



Nylon Special Flat Washers - Continued



D1	D2	H	Part Number
8.2	19.1	3.2	WAS066
8.6	17.4	1.5	WAS069
8.9	19.1	0.8	WAS073
9.5	25.4	9.5	WAS075
9.7	19.1	1.6	WAS078
10.0	19.1	3.2	WAS085
10.3	20.6	3.2	WAS089
10.5	25.4	2.4	WAS092
12.7	28.6	3.0	WAS094
13.3	34.9	3.2	WAS100
14.5	20.3	3.4	WAS105
15.0	30.0	1.0	WAS106
15.5	24.0	1.6	WAS108
16.1	25.4	1.9	WAS112
17.0	25.4	4.0	WAS114
19.2	25.6	3.5	WAS117
20.6	26.8	3.2	WAS120
32.5	49.2	1.6	WAS122



Nylon Standard Spacers

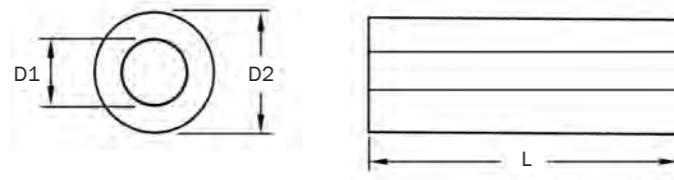


These Nylon Standard Spacers have a variety of uses - for example, as bushings, bearings, rollers and glides, in a variety of applications.

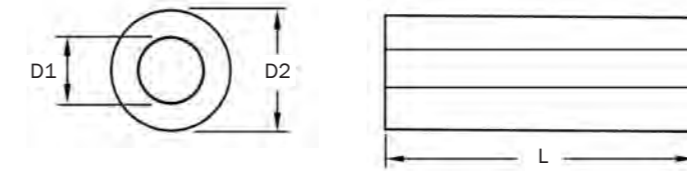
These parts can also be used to discretely mount electronic components onto printed circuit boards and are available in a variety of size and height combinations. Please contact our sales team if you require further information.

Typical applications include domestic appliances, electrical applications and printed circuit boards.

Material - Nylon.
Typical Colour - Natural.



Nylon Standard Spacers - Continued



D1	D2	L	Part Number
2.3	4.8	3.2	SPA007
2.3	4.8	19.1	SPA017
2.3	6.4	7.9	SPA025
2.9	4.8	25.4	SPA051
2.9	6.4	9.5	SPA056
2.9	6.4	20.6	SPA063
2.9	7.9	6.4	SPA069
2.9	7.9	15.9	SPA075
3.6	6.4	3.2	SPA082
3.6	6.4	9.5	SPA086
3.6	6.4	19.1	SPA092
3.6	7.9	6.4	SPA099
3.6	7.9	17.5	SPA106
3.6	9.5	3.2	SPA112
3.6	9.5	12.7	SPA118
3.6	9.5	20.6	SPA123
3.6	12.7	4.8	SPA128
3.6	12.7	11.1	SPA132
3.6	12.7	19.1	SPA137
4.3	6.4	3.2	SPA142
4.3	6.4	14.3	SPA149
4.3	6.4	25.4	SPA156
4.3	7.9	6.4	SPA159

D1	D2	L	Part Number
4.3	7.9	17.5	SPA166
4.3	7.9	19.1	SPA167
4.3	9.5	3.2	SPA172
4.3	9.5	14.3	SPA179
4.3	9.5	25.4	SPA186
4.3	12.7	4.8	SPA188
4.3	12.7	15.9	SPA195
4.3	12.7	25.4	SPA201
4.9	7.9	9.5	SPA206
4.9	7.9	14.3	SPA209
4.9	7.9	25.4	SPA216
4.9	9.5	6.4	SPA219
4.9	9.5	14.3	SPA224
4.9	9.5	22.2	SPA229
4.9	12.7	6.4	SPA234
4.9	12.7	14.3	SPA239
4.9	12.7	23.8	SPA245
5.6	12.7	3.2	SPA247
5.6	12.7	12.7	SPA253
5.6	12.7	22.2	SPA259
6.5	12.7	3.2	SPA262
6.5	12.7	17.5	SPA271
6.5	12.7	25.4	SPA276


Nylon Threaded Spacers

These Nylon Threaded Spacers offer high mechanical strength in applications where insulated spacing is required on printed circuit boards and on other electronic components.


Manufactured from tough, lightweight nylon, these fasteners offer excellent electrical insulating properties and are non-corrosive and non-magnetic.

Typical applications include domestic appliances and electrical applications.

Material - Nylon.
Typical Colour - Natural.

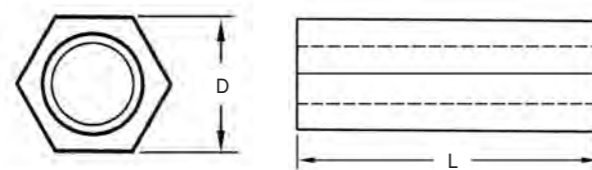


Round Hex



Round

Thread	D	L	Part Number
M3	6.4	6.4	SPA287
M3	6.4	7.9	SPA288
M3	6.4	9.5	SPA289
M3	6.4	11.1	SPA290
M3	6.4	12.7	SPA291
M3	6.4	14.3	SPA292
M3	6.4	15.9	SPA293
M3	6.4	17.5	SPA294
M3	6.4	19.1	SPA295
M3	6.4	20.6	SPA296
M3	6.4	22.2	SPA297
M3	6.4	23.8	SPA298
M3	6.4	25.4	SPA299



Hex

Thread	D	L	Part Number
M3	6.4	6.4	SPA277
M3	6.4	7.9	SPA278
M3	6.4	9.5	SPA279
M3	6.4	11.1	SPA280
M3	6.4	12.7	SPA281
M3	6.4	15.9	SPA282
M3	6.4	19.1	SPA283
M3	6.4	20.6	SPA284
M3	6.4	22.2	SPA285
M3	6.4	25.4	SPA286

PCB Supports

These PCB Supports provide a strong fixing solution in many printed circuit board applications and are easily snapped into place to hold the board in position.

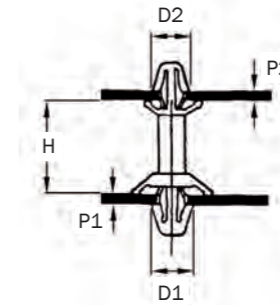
Typical applications include electronics, computers and domestic appliances.

Material - Nylon.
Typical Colour - Natural.



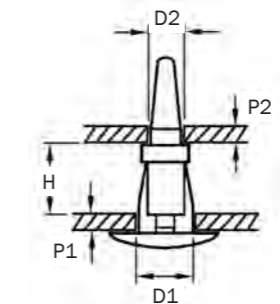
Locking Type

Reverse Locking Type



Locking Type

H	D1	P1	D2	P2	Part Number
4.8	4.8	2.7	4.0	1.6	PCB010
6.4	4.8	2.7	4.0	1.6	PCB011
9.6	4.8	2.7	4.0	1.6	PCB012
12.7	4.8	2.7	4.0	1.6	PCB013
15.9	4.8	2.7	4.0	1.6	PCB014
19.1	4.8	2.7	4.0	1.6	PCB015
22.2	4.8	2.7	4.0	1.6	PCB016
25.4	4.8	2.7	4.0	1.6	PCB017
28.5	4.8	2.7	4.0	1.6	PCB018
35.0	4.8	2.7	4.0	1.6	PCB019



Reverse Locking Type

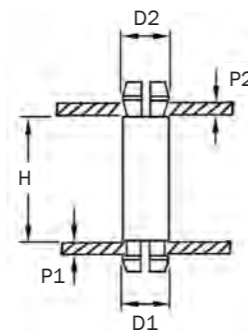
H	D1	P1	D2	P2	Part Number
6.4	5.5	0.5 - 1.8	4.0	1.6	PCB040
8.0	5.5	0.5 - 1.8	4.0	1.6	PCB041
9.6	5.5	0.5 - 1.8	4.0	1.6	PCB042
12.0	5.5	0.5 - 1.8	4.0	1.6	PCB043
14.0	5.5	0.5 - 1.8	4.0	1.6	PCB044
18.0	5.5	0.5 - 1.8	4.0	1.6	PCB045

PCB Supports

These PCB Supports provide a strong fixing solution in many printed circuit board applications and are easily snapped into place to hold the board in position.

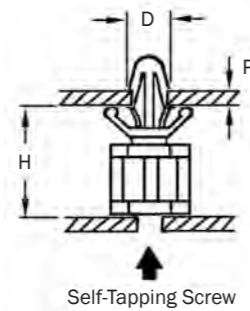
Typical applications include electronics, computers and domestic appliances.

Material - Nylon.
Typical Colour - Natural.



Non-Locking Type

H	D1	P1	D2	P2	Part Number
3.2	4.0	1.6	4.0	1.6	PCB020
6.3	4.0	1.6	4.0	1.6	PCB021
8.0	4.0	1.6	4.0	1.6	PCB022
10.5	4.0	1.6	4.0	1.6	PCB023
12.7	4.0	1.6	4.0	1.6	PCB024
15.9	4.0	1.6	4.0	1.6	PCB025
16.5	4.0	1.6	4.0	1.6	PCB026
19.1	4.0	1.6	4.0	1.6	PCB027
22.2	4.0	1.6	4.0	1.6	PCB028
25.4	4.0	1.6	4.0	1.6	PCB029



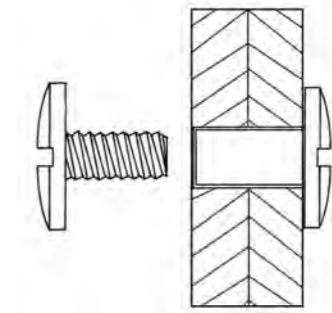
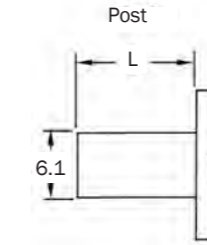
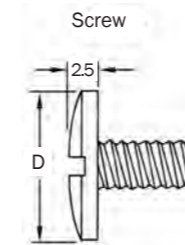
Screw Fixing Type

H	D	P	Screw	Part Number
5.0	4.0	1.6	6.0	PCB046
9.6	4.0	1.6	6.0	PCB047
12.7	4.0	1.6	6.0	PCB048
19.1	4.0	1.6	6.0	PCB049
28.5	4.0	1.6	6.0	PCB050
35.0	4.0	1.6	6.0	PCB051

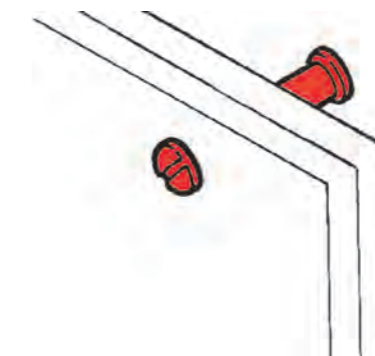
Ratchet Posts and Screws

These fasteners simply push together forming a secure fixing. They can be unscrewed and re-used several times and are available in two standard colours to suit most applications. Supplied as a 2-part set.

Materials - Polyethylene (Post), Nylon (Screw).
Typical Colours - Black, White.



L	D	Part Number
4.8	9.5	POS001
6.4	9.5	POS002
6.4	14.3	POS007
9.5	9.5	POS003
9.5	14.3	POS008
12.7	9.5	POS004
12.7	14.3	POS009
19.1	9.5	POS005
19.1	14.3	POS010
22.2	9.5	POS006
25.4	14.3	POS011



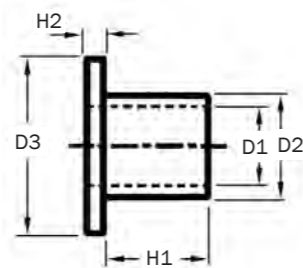


Nylon Shoulder Bushes - Machine Screw Insulators

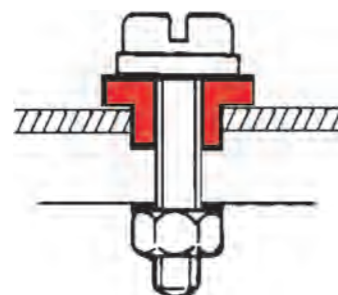
These Nylon Screw Insulators are used to isolate metal screws. They provide excellent electrical insulation, help prevent galvanic or electrolytic corrosion between the screw and the workpiece.

Typical applications include domestic appliances, electrical applications and printed circuit boards.

Material - Nylon.
Typical Colour - Natural.



Thread	H1	H2	D1	D2	D3	Part Number
M3	3.0	1.0	3.1	4.0	6.2	INS004
M3	4.0	1.0	3.1	4.0	6.2	INS005
M3	5.0	1.0	3.1	4.0	6.2	INS006
M4	3.0	1.5	4.1	6.0	8.2	INS012
M4	4.0	1.5	4.1	6.0	8.2	INS013
M4	5.0	1.5	4.1	6.0	8.2	INS014
M5	3.0	2.0	5.1	7.0	10.2	INS018
M5	4.0	2.0	5.1	7.0	10.2	INS019
M5	5.0	2.0	5.1	7.0	10.2	INS020
M6	4.0	2.0	6.1	8.0	12.2	INS023
M6	6.0	2.0	6.1	8.0	12.2	INS024
M8	4.0	2.5	8.1	10.0	14.2	INS028
M8	6.0	2.5	8.1	10.0	14.2	INS029

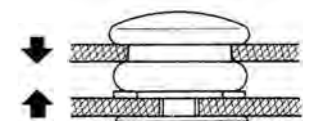
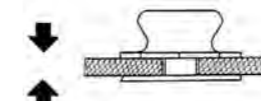
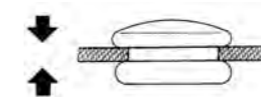
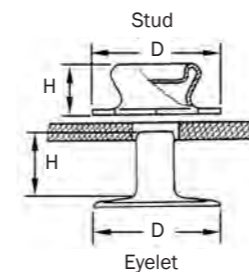
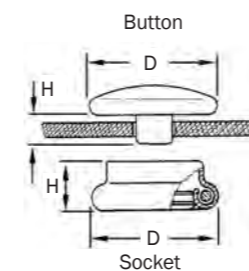


Baby Durable Dot Snap Fastener Press Studs

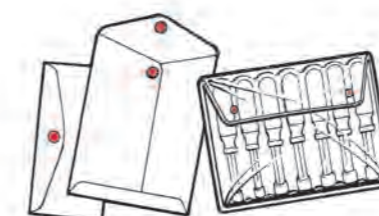
These Press Studs are a light-duty range of fasteners, offering a firm but unobtrusive hold. They are ideally suited for use on workwear, recreational clothing, packaging and leather goods.

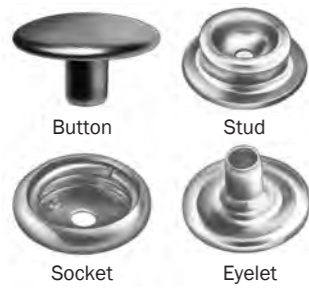
Typical applications include marine clothing, packaging and luggage.

Material - Brass.



Description	D	H	Part Number
Button	11.5	3.2	00052-00
Button	13.4	3.2	00053-00
Socket	10.7	3.8	00063-C0
Stud	12.4	3.6	00082-00
Eyelet	12.4	5.0	00082-0A
Eyelet	13.0	6.2	00082-0C





Durable Dot Snap Fastener Press Studs

This popular and versatile range of heavy-duty button fasteners are self-piercing, so they can be attached to most fabrics without the need for pre-punching.

We also offer a range of special studs which allow fitment to a wide variety of substrates, including wood and metal.

Typical applications include sports clothing, protective outerwear, luggage, leather goods, workwear and military clothing and equipment.

Material - Brass.



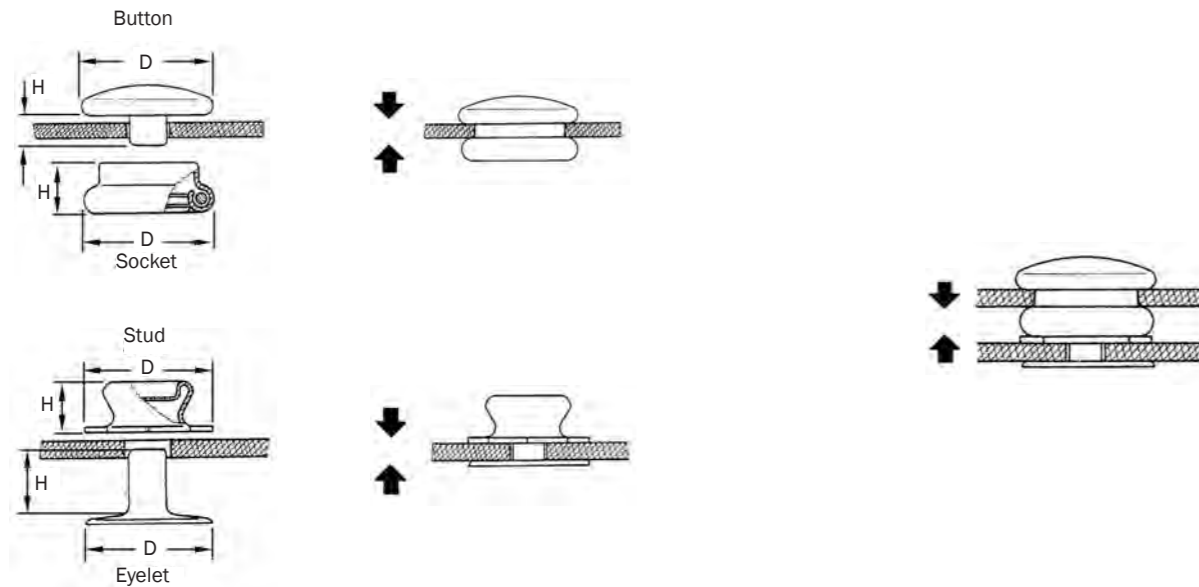
Durable Dot Snap Fastener Press Studs - Alternative

Suitable for use with our standard Press Stud range, these Alternative Studs allow fitment to a wide variety of substrates, including wood and metal.

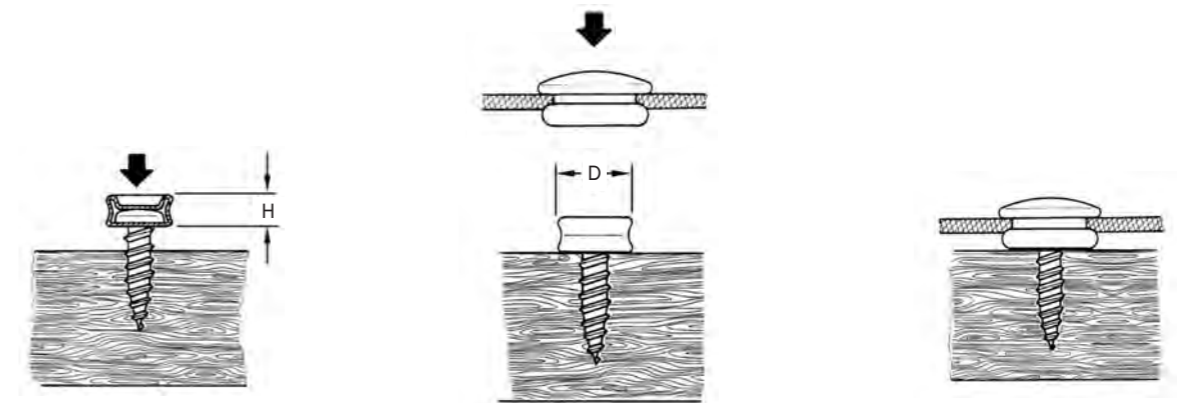
Use our Standard Sockets from page 196 to attach to the Stud with Integral Eyelet to offer a two-sided fixing option.

Typical applications include boat covers and vehicle covers.

Material - Brass.

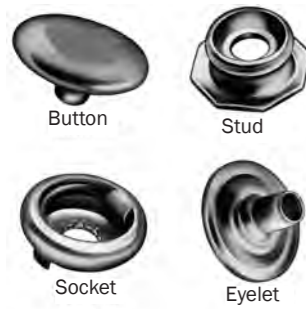


Description	D	H	Part Number
Button	13.3	5.0	00671-00
Button	15.2	4.4	00670-00
Button	15.2	9.0	00665-00
Socket - Normal Action	14.0	4.4	00548-C0
Socket - Easy Action	14.0	4.4	00548-E0
Socket - Hard Action	14.0	4.4	00548-T0
Stud - Low Profile Centre	14.0	4.5	00021-00
Stud	14.0	4.4	00550-00
Eyelet	14.0	6.0	00550-0A
Eyelet	14.0	7.5	00550-0B
Eyelet	14.0	9.4	00550-0C



Description	D	H	Part Number
Stud with plain hole to suit Nr 5 screw	12.0	5.0	00757-01
Stud complete with Nr 8 woodscrew	10.0	5.0	78874-08
Flangeless Stud with fixing hole	10.0	5.0	STD003
Complete with integral eyelet	14.0	5.0	00457-EE





Pull-The-Dot Fastener Press Studs

These Security Studs have a locking action on three sides, meaning they will withstand extreme pressure without unlocking but can be instantly released when they are lifted where the embossed trademark appears.

They have been designed for a wide range of applications, including boat covers and packaging, but they are particularly suitable for military use where secure fastening is critical and instant access is necessary.

Typical applications include marine and military clothing, motor vehicles and luggage.

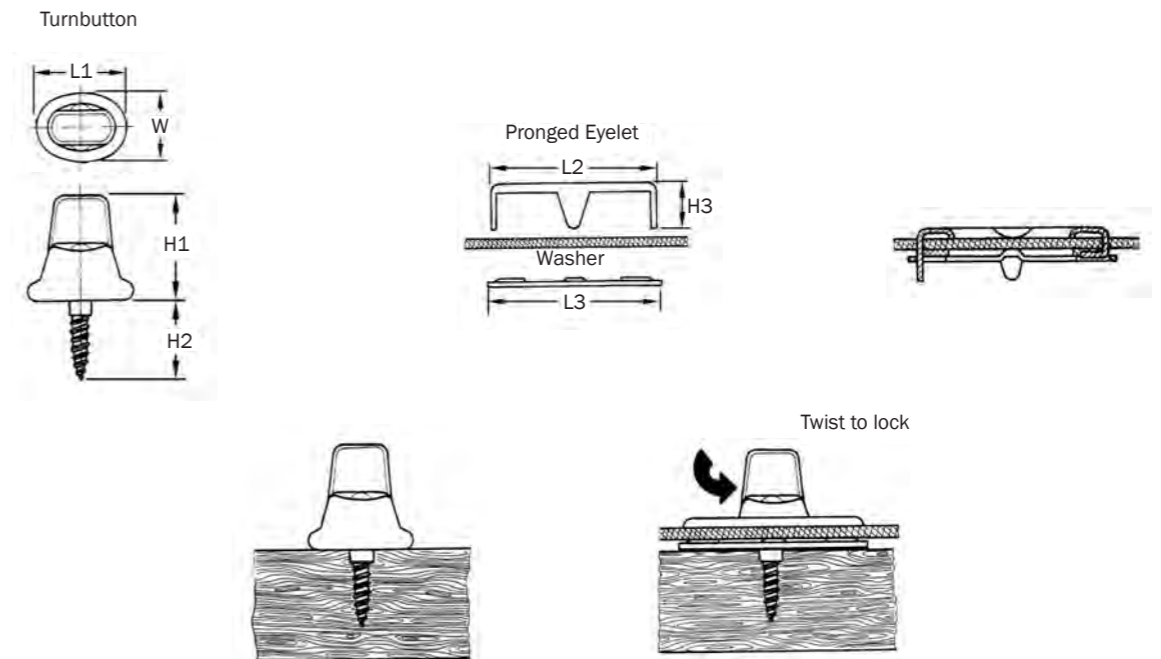
Material - Brass.

Common Sense Turnbuttons - Screw Fixing Stud

These Screw Fixing Turnbuttons are positive locking fasteners enabling the stud button to be held in position by a spring until turned by hand, preventing accidental opening. They are ideal for boat and vehicle covers, blinds, bags and leather goods.

Typical applications include marine equipment, boat covers and car hoods.

Material - Brass.



Turnbutton

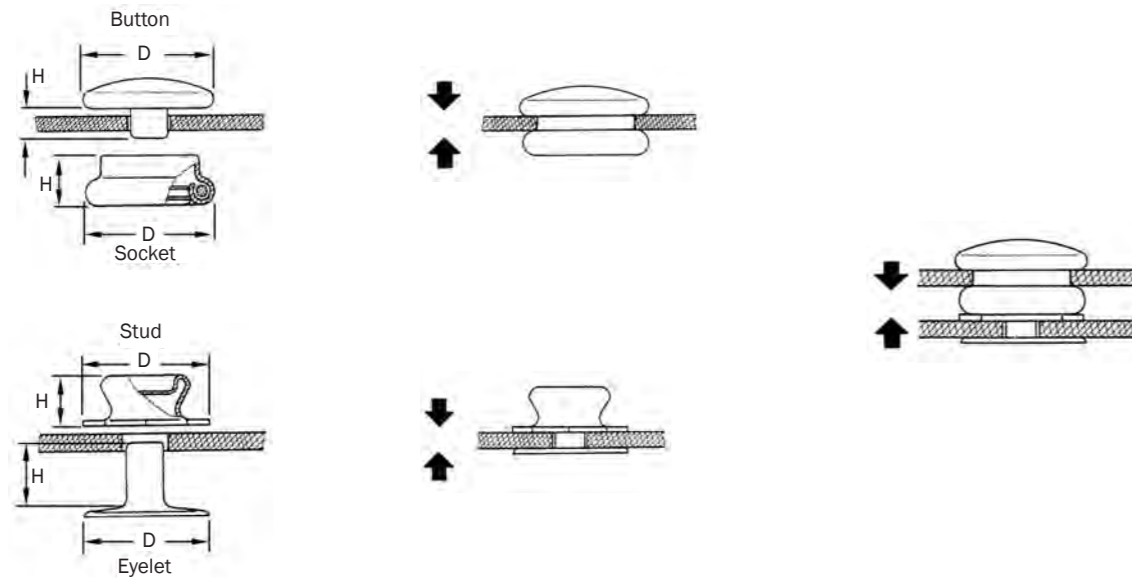
L1	H1	H2	W	Part Number
19	20	10	13	00004-00

Pronged Eyelet

L2	H3	Part Number
28	8	00400-00

Washer

L3	Part Number
32	00400-0B



Description	D	H	Part Number
Button	15.0	4.0	18100-XE
Socket Hard Action	14.0	5.0	18201-XX
Socket Standard Action	14.0	5.0	18201-XB
Stud	14.0	5.0	18303-BS
Eyelet	14.0	6.0	00550-0A



Common Sense Turnbuttons - Two-Prong



These Two-Pronged Turnbuttons are positive locking fasteners enabling the stud button to be held in position by a spring until turned by hand, preventing accidental opening. They are ideal for boat and vehicle covers, blinds, bags and leather goods.

Typical applications include marine equipment, boat covers and car hoods, luggage and military equipment.

Material - Brass.

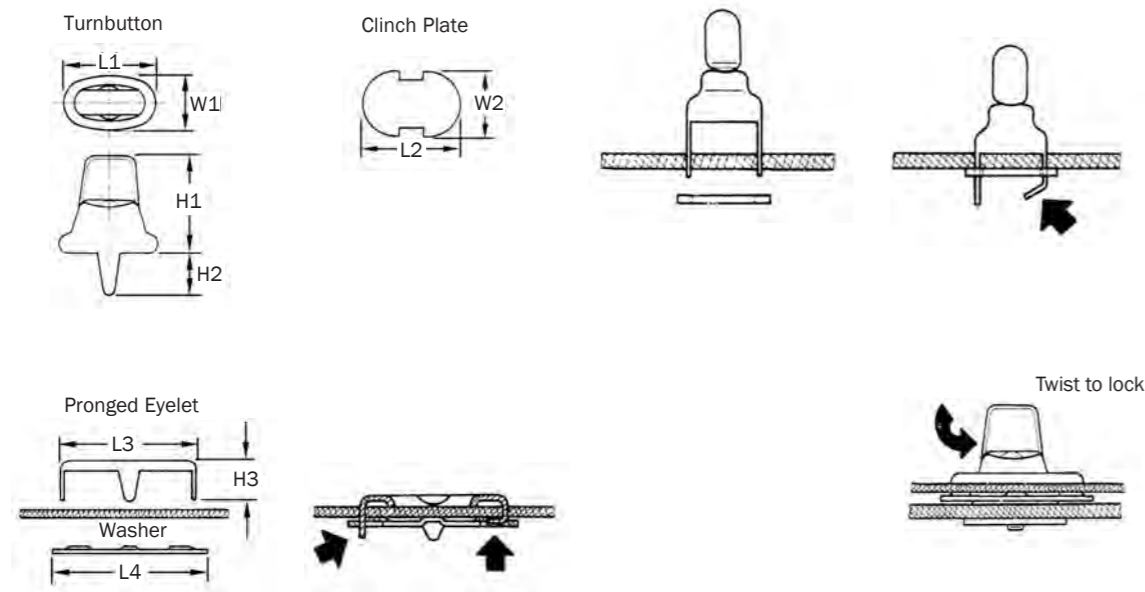
Common Sense Turnbuttons - Two-Hole Fixing



These Turnbuttons have two fixing holes to ensure firm assembly. They provide positive locking which enables the stud button to be held in position by a spring until turned by hand, preventing accidental opening.

Typical applications include marine equipment, boat covers and car hoods, luggage and military equipment.

Material - Brass.



Turnbutton

L1	H1	H2	W1	Part Number
19	18.4	8.2	13	00003-00

Clinch Plate

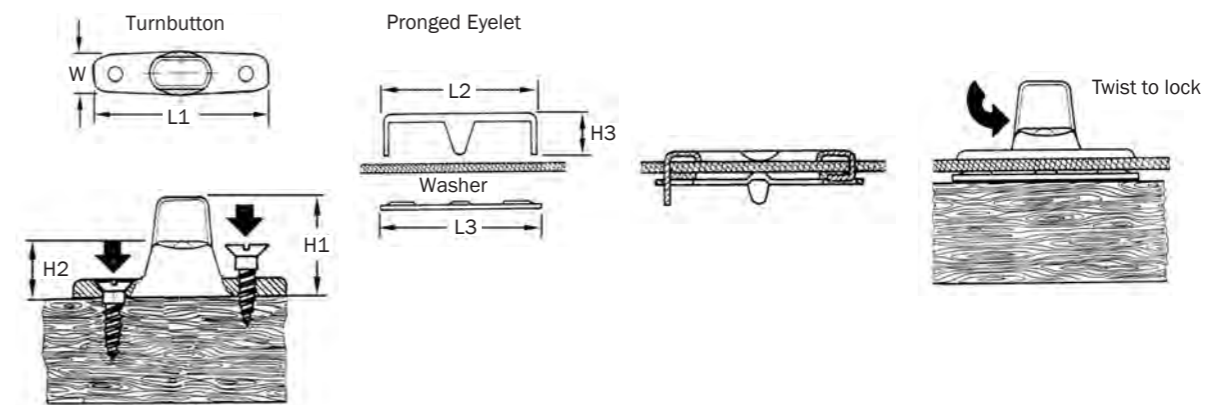
L2	W2	Part Number
21	15	00410-0A

Pronged Eyelet

L3	H3	Part Number
28	8	00400-00

Washer

L4	Part Number
32	00400-0B



Turnbuttons

Description	L1	H1	H2	W	Part Number
Single Height	32	17	6.9	12	00001-00
Double Height	32	21	10.5	12	00002-00

Pronged Eyelet

L2	H3	Part Number
28	8	00400-00

Washer

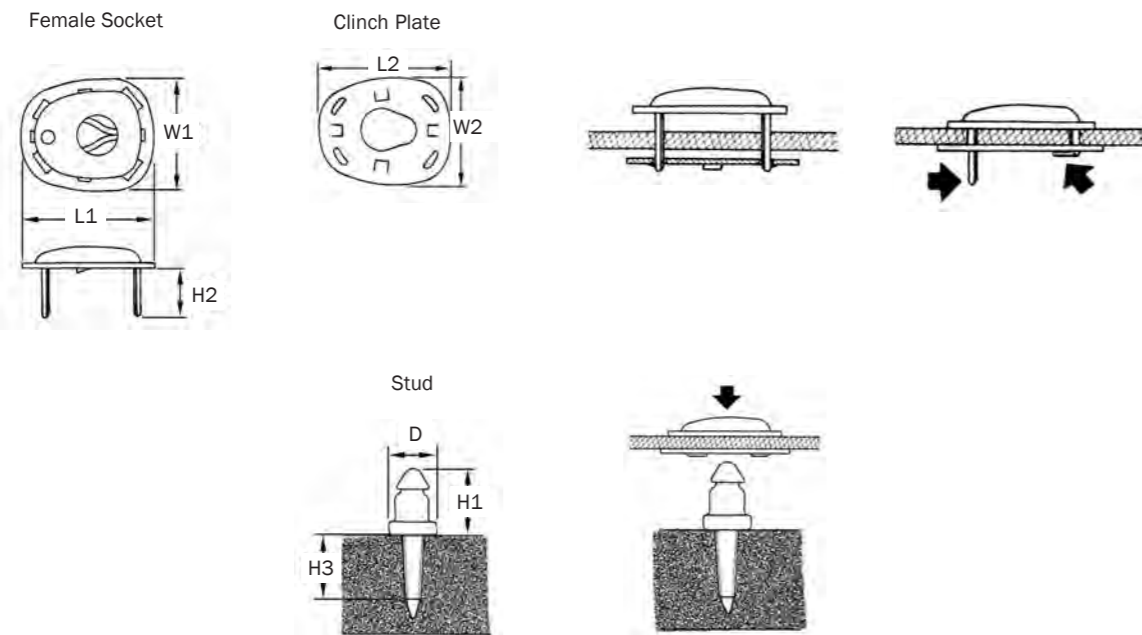
L3	Part Number
32	00400-0B

Lift-The-Dot Fasteners - Screw Fixing Stud

These heavy-duty fasteners lock firmly and can only be released by lifting at the point where the embossed trademark appears.

Typical applications include marine equipment, canvas and military equipment.

Material - Brass.



Studs

Thread	D	H1	H3	Part Number
Woodscrew	9.0	14.0	16.0	00852-00
Machine Thread 2BA	9.0	14.0	10.0	00882-B6

Sockets

L1	H2	W1	Part Number
22.0	5.6	19.0	00608-00
22.0	7.1	19.0	00609-00

Clinch Plate

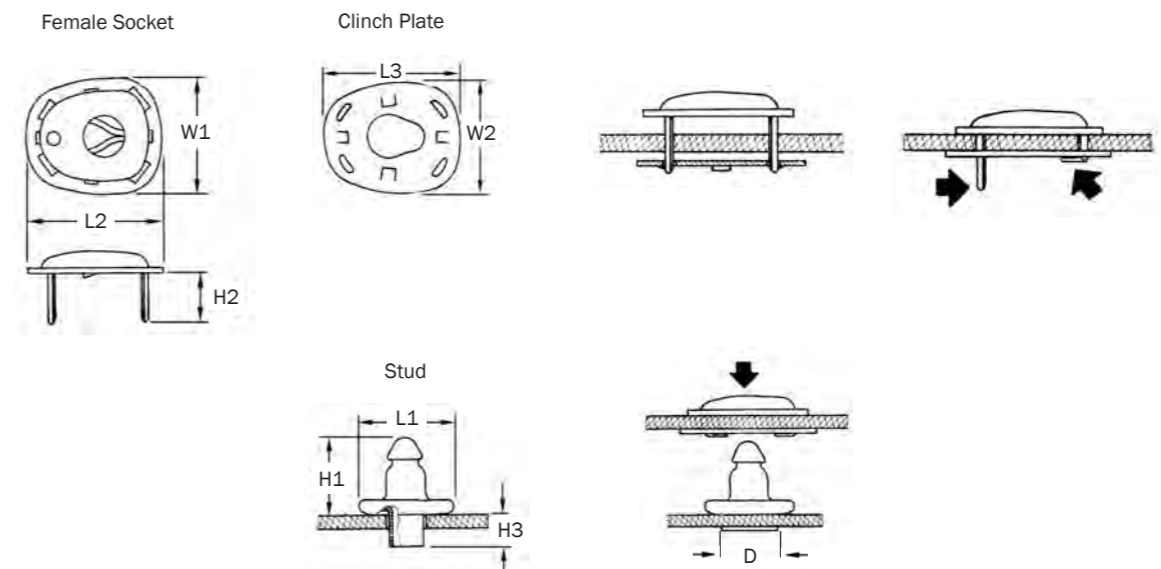
L2	W2	Part Number
24.0	20.0	00708-0A

Lift-The-Dot Fasteners - Eyelet Fixing

These heavy-duty fasteners lock firmly and can only be released by lifting at the point where the embossed trademark appears.

Typical applications include marine equipment, leather goods, canvas and military equipment.

Material - Brass.



Stud

L1	H1	H3	Part Number
15.4	13.0	5.1	00844-00

Clamping Washer

D	Part Number
15.0	00844-0A

Sockets

H2	W1	L2	Part Number
5.6	19.0	22.0	00608-00
7.1	19.0	22.0	00609-00

Clinch Plate

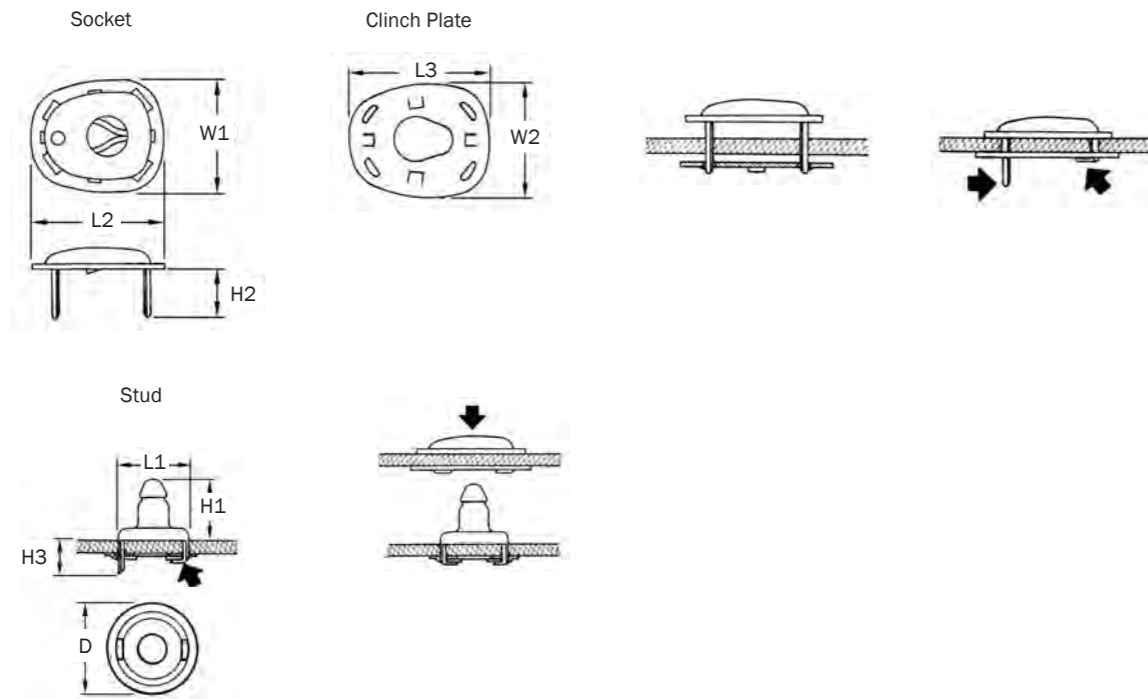
L3	W2	Part Number
24.0	20.0	00708-0A

Lift-The-Dot Fasteners - Two-Prong Stud Type

These heavy-duty fasteners lock firmly on three sides and can only be released by lifting at the point where the embossed trademark appears.

Typical applications include marine equipment, leather goods, canvas and military equipment.

Material - Brass.



Stud - Two Prong

L1	H1	H3	Part Number
14.0	13.0	7.0	00895-00

Washer

D	Part Number
18.0	00295-0A

Sockets

H2	W1	L2	Part Number
5.6	19.0	22.0	00608-00
7.1	19.0	22.0	00609-00

Clinch Plate

L3	W2	Part Number
24.0	20.0	00708-0A

Our Fabric and Marine Fasteners are supported by an extensive range of attaching equipment, suitable for all levels of production.

The table below offers a simple guide to the attaching methods available. We also offer automatic attaching machines. For details and part numbers, please contact our sales office, where our application consultants will be happy to offer advice on the most suitable attaching method for you.



FASTENER TYPE	TOOLS		
	HAND TOOL BED AND PUNCH	HANDTOOL M 840	MANUAL FOOT PRESS
PRESS STUDS - SMALL	✓	✓	✓
PRESS STUDS - STANDARD	✓	✓	✓
PULL-THE-DOT	X	✓	✓
TURNBUTTONS	FOR CUTTING ONLY	✓	✓
LIFT-THE-DOT	FOR CUTTING ONLY	✓	✓

Carpet Fasteners

The Ring and Clinch Plate combine to form a Socket which can be attached to any Press Stud.

One example of how this fastener can be used is to fasten car mats onto carpets. The Ring and Clinch Plate are attached to the mat and a Stud to the carpet. As the Ring is unobtrusive and sinks into the pile, the fastening is not generally visible.

Typical applications include motor vehicle carpets and marine soft furnishings.

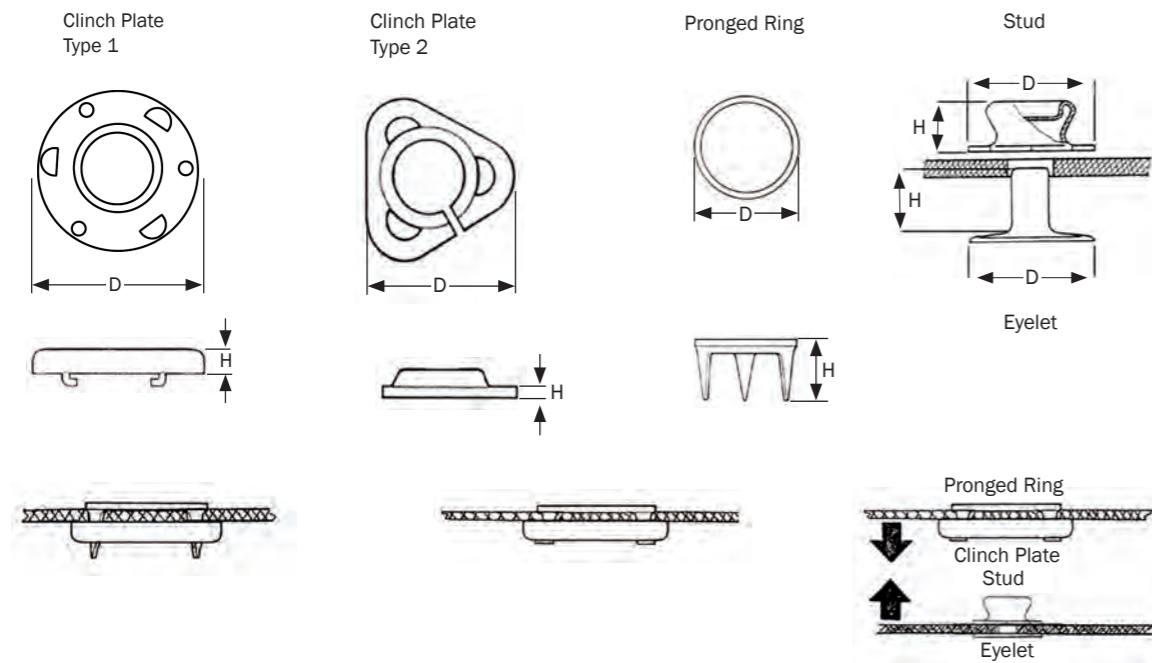
Material - Brass.



Clinch Plate Type 1

Clinch Plate Type 2

Pronged Ring



Clinch Plates

D	H	Type	Part Number
24.0	3.0	1	00541-00
24.0	3.0	2	74879-00

Pronged Ring

D	H	Part Number
22.0	8.0	00541-0A

Stud and Eyelets

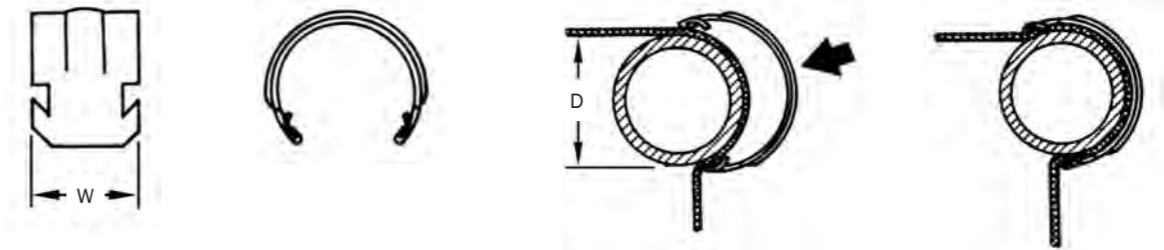
Description	D	H	Part Number
Stud	14.0	4.4	00550-00
Eyelet	14.0	6.0	00550-0A
Eyelet	14.0	7.5	00550-0B
Eyelet	14.0	9.4	00550-0C

Tube Clips

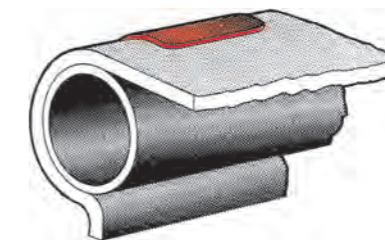
Tube Clips are used to retain seat covers or fabric to tubular members. They are simple to fit by merely stretching the fabric around the tube and tapping the clips into place.

Typical application includes vehicle seat covers.

Material - Carbon Steel.



D	W	Part Number
22.2	12.7	TUC004
25.4	12.7	TUC005





Hook and Loop Tapes

This self-adhesive and sew-on Hook and Loop Tape is ideal where a simple light-duty method of fixing is required. It can be fastened and unfastened regularly if required and is ideal for many applications throughout the manufacturing industry. This product is also compatible with our range of buckles.

Typical applications include military clothing, boats, workwear, marine clothing, packaging and motor vehicles.

W = Width.

Material - Nylon.

Typical Colours - Black, White.

Side-Release Plastic Buckles - Heavy-Duty



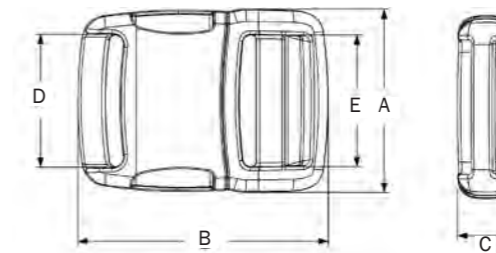
This high-performance Side-Release Buckle is equipped with a ladderlock feature for easy adjustment of the webbing.

Meeting ISO 12402-7 standard.

Typical applications include life jackets, sports bags, holdalls and ruck sacks.

Material - PA66GF.

Typical Colour - Black.



A	B	C	D	E	Part Number
56.4	77.5	17.6	41.0	40.0	BSR016

Side-Release Plastic Buckles



These Side-Release Buckles have a stylish, ergonomic design and offer a secure, high-performance locking mechanism.

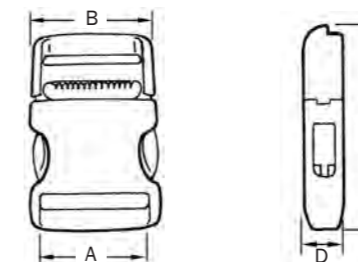
Most often used on luggage and sports bags, they are manufactured from Acetal and are suitable for a wide variety of applications.

Typical applications include sports bags, holdalls and ruck sacks.

W = Webbing / Fabric Width.

Material - Acetal.

Typical Colour - Black.



W	A	B	C	D	Part Number
20	20	27	54	9	BSR004
25	25	34	67	11	BSR005
38	38	48	73	13	BSR007
50	50	60	80	15	BSR009

Self-Adhesive

W	Type	Part Number
16	HOOK	HOT011
16	LOOP	LOT011
20	HOOK	HOT012
20	LOOP	LOT012
25	HOOK	HOT013
25	LOOP	LOT013
30	HOOK	HOT014
30	LOOP	LOT014
38	HOOK	HOT015
38	LOOP	LOT015
50	HOOK	HOT016
50	LOOP	LOT016
100	HOOK	HOT017
100	LOOP	LOT017

Sew-On

W	Type	Part Number
16	HOOK	HOT004
16	LOOP	LOT004
20	HOOK	HOT005
20	LOOP	LOT005
25	HOOK	HOT006
25	LOOP	LOT006
30	HOOK	HOT007
30	LOOP	LOT007
38	HOOK	HOT008
38	LOOP	LOT008
50	HOOK	HOT009
50	LOOP	LOT009
100	HOOK	HOT010
100	LOOP	LOT010



Central-Release Plastic Buckles

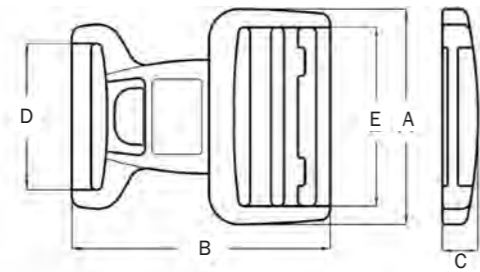
These Central-Release Buckles offer high-resistance and tested to 10,000 opening/closing cycles making them ideal for continuous usage.

The centre-release reduces the chance of accidental opening.

Please note that BCR003 requires different width webbing on each end, see table below.

Typical applications include workwear, sports bags, holdalls and ruck sacks.

Material - POM.
Typical Colour - Black.



A	B	C	D	E	Part Number
46.5	72.0	10.0	35.0	35.0	BCR001
53.5	72.5	10.0	41.0	41.0	BCR002
60.0	72.5	10.0	41.0	50.0	BCR003



Plastic Rectangular Webbing Rings

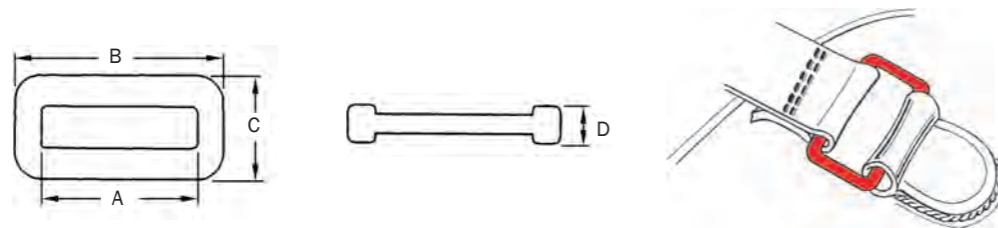
These Plastic Rectangular Webbing Rings are perfect for securing webbing straps, where no adjustment is required.

Manufactured from Acetal, they are suitable for a wide variety of applications.

Typical applications include sports bags, holdalls and ruck sacks.

W = Webbing / Fabric Width.

Material - Acetal.
Typical Colour - Black.



W	A	B	C	D	Part Number
20	21	29	17	5	H0K004
25	26	35	17	6	H0K005



Adjuster



Adjuster - Fixed Middle Bar

Plastic Adjuster Buckles

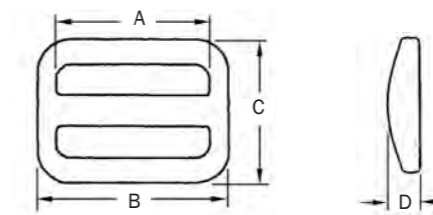
These Adjusters are designed to provide length adjustment on strap assemblies. They are most often used on luggage and sports bags and grip webbing securely and tightly.

Manufactured from Acetal, they are suitable for a wide variety of applications.

Typical applications include sports bags, holdalls and ruck sacks.

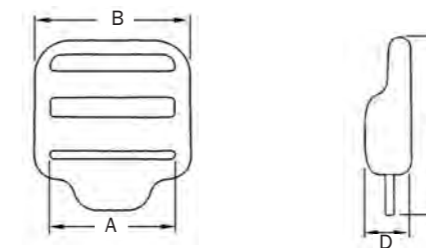
W = Webbing / Fabric Width.

Material - Acetal.
Typical Colour - Black.



Adjusters

W	A	B	C	D	Part Number
20	20.7	27	21	6	ADS010
25	25.5	32	20.8	6	ADS011
38	39	48	32	7	ADS007
50	51	61	32	8	ADS009



Adjusters - Fixed Middle Bar

W	A	B	C	D	Part Number
20	21	26	34	9	ADE004
25	26	32	35	9	ADE005





Plastic Buckles - Tri-Rings

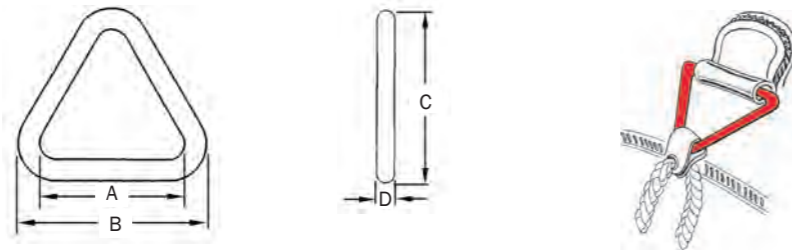
Where a sturdy and non-corrosive attachment point is required on clothing or fabric, these Tri-Rings provide the perfect, lightweight solution.

Manufactured from Acetal, they are suitable for a wide variety of applications.

Typical applications include sports bags, holdalls and ruck sacks.

W = Webbing / Fabric Width.

Material - Acetal.
Typical Colour - Black.



W	A	B	C	D	Part Number
25	26	36	33	3	RIT005
30	31	43	39	4	RIT006
38	39	52	47	4	RIT007

Plastic Buckles - D-Rings

Where a sturdy and non-corrosive attachment point is required on clothing or fabric, these D-Rings provide the perfect, lightweight solution.

Manufactured from Acetal (Type 1) or Nylon (Type 2), they are suitable for a wide variety of applications.

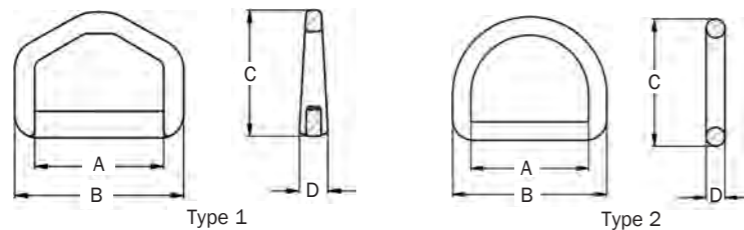
Typical applications include sports bags, holdalls and ruck sacks.

W = Webbing / Fabric Width.

Material - Acetal (Type 1), Nylon 6 (Type 2)
Typical Colour - Black.



Type 2



W	A	B	C	D	Type	Part Number
20	21	29	25	6	1	RID004
20	21	28	21	3.5	2	RID010
25	26	35	25	6	1	RID005
25	26	34	27	4	2	RID011
38	39	49	31	6	1	RID007
50	51	62	33	7	1	RID009

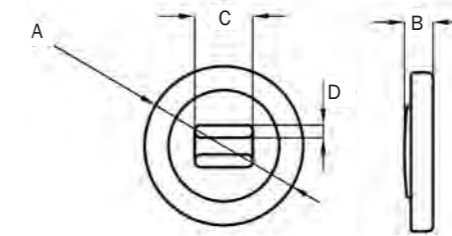


Sew-On Buttons

These Sew-On Buttons come in a wide range of sizes and ideal for sport clothing, workwear and military applications.

Typical applications include sports and outdoor apparel, ruck sacks, casual clothing, workwear and military applications.

Material - PA6
Typical Colour - Black.



A	B	C	D	Part Number
20	3.7	8.8	2.2	BS0001
25	4.7	10.7	2.4	BS0002
30	5.4	11.0	2.4	BS0003

Spring Cord Locks - Single

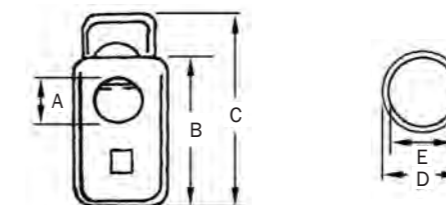
This Cord Lock is easy to use, practical, time-saving and functional. Originally used mainly to manage cords on sportswear, cord locks are now being used in an increasingly wide range of fashion and footwear applications.

This part is sturdy, yet lightweight and is manufactured from high-quality Acetal.

Typical applications include sports wear, ruck sacks and footwear.

W = Cord Diameter.

Material - Acetal.
Typical Colour - Black.



W	A	B	C	D	E	Part Number
5	5	20	25	12	10	COL001

Spring Cord Locks - Double



Type 1



Type 2

These Spring Cord Locks with 2 holes allow the passage of 2 cords at the same time. Ideal for shortening the cords on clothing, ruck sacks and sportswear.

Typical applications include sports and outdoor apparel, ruck sacks and casual clothing.

Material - PA6.
Typical Colour - Black.


Cord Ends



Type 1



Type 2



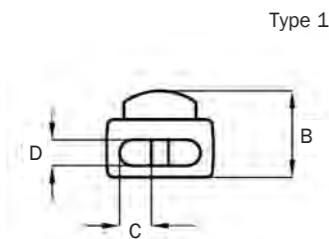
Type 3

Cord Ends are used to neaten the ends of draw cord and provide a toggle to pull on. Simply thread the cord through the cord end stop, knot the end of the cord and pull back, so that the cord is hidden inside the bore of the end stop.

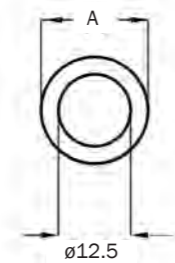
Other styles of spherical Cord End (type 2) are available, including tapered bore, plain bore and smaller bore.

Typical applications include sports and outdoor apparel, ruck sacks and casual clothing.

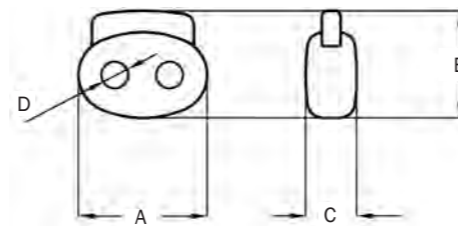
Material - Nylon (Type 1), HDPE (Type 2), PA6 (Type 3).
Typical Colour - Black. Other colours available for COL006 upon request.



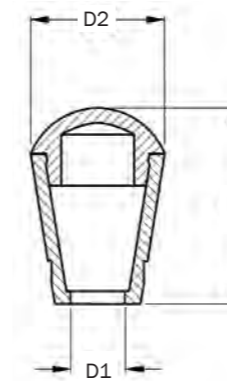
Type 1



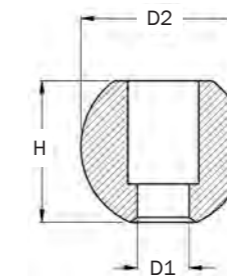
Type 2



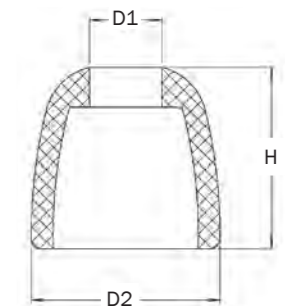
A	B	C	D	Type	Part Number
18.5	15.0	5.5	4.5	1	COL007
24.0	20.0	9.2	5.0	2	COL008



Type 1



Type 2



Type 3

D1	D2	H	Type	Part Number
5.2	12.5	18.3	1	COL005
6.7	21.5	18.5	2	COL006
3.5	10.0	10.0	3	COL009
4.5	12.0	11.3	3	COL010
6.0	15.0	13.0	3	COL011



Plastic Buckles - Hooks

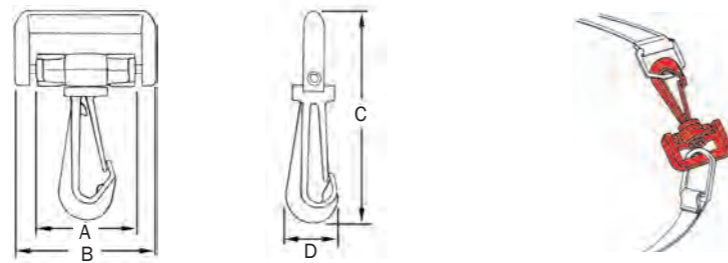
Most popularly used as shoulder strap attachments, these Hooks are strong, lightweight and simple to use.

Manufactured from Acetal and capable of standing up to extremes of weather and treatment, these Hooks are suitable for a wide variety of applications.

Typical applications include sports bags, holdalls and ruck sacks.

W = Webbing / Fabric Width.

Material - Acetal.
Typical Colour - Black.



W	A	B	C	D	Part Number
25	26	35	50	12	BHE010
38	39	49	62	14	BHE007

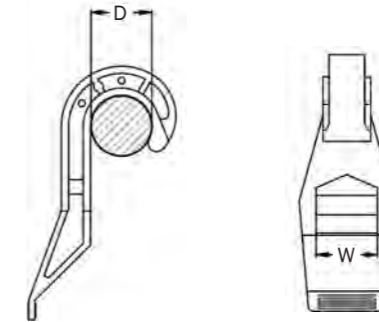


Plastic Buckles - Trolley Hooks

These Trolley Hooks are designed to be used in conjunction with suitable webbing straps on roll cages, shopping trolleys etc. They are manufactured from an impact modified Nylon 66, making them very strong. We offer a range of sizes to suit the standard trolley handle or roll cage frame including 1" square bar section.

Should you require, we can offer these products complete with webbing straps, buckles and adjusters as a finished strap and hook assembly.

Material - Nylon 66.
Typical Colour - Black.



Description	D	W	Part Number
3/4" Round	19.0	25.0	RCH001
1" Round	25.4	25.0	RCH003
1" Square	25.4 x 25.4	25.0	RCH004

218

219

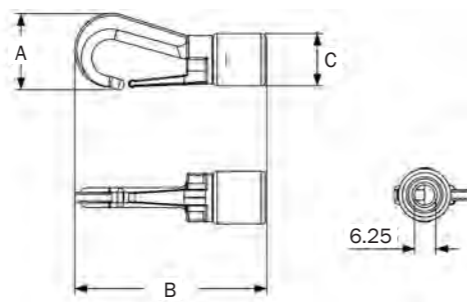


Snap Hooks

These small Snap Hooks are used on elastic cords for various applications.

Typical applications include sports bags, holdalls and ruck sacks.

Material - PA66.
Typical Colour - Black.



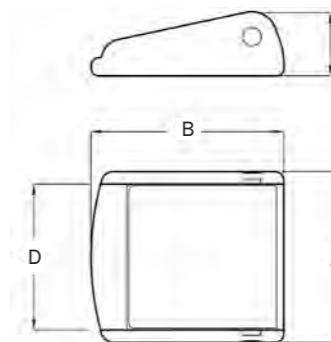
A	B	C	Part Number
18.1	47.1	13	SNH001
27.8	70.0	19	SNH002



Cam Buckles

These Cam Buckles allows easy and fast belt regulation. Suitable for back packs.

Materials - POM, PA6.
Typical Colour - Black.



A	B	C	D	Part Number
26.0	32.0	12.5	20.0	BC0001
32.6	40.0	14.2	25.3	BC0002
48.0	54.0	18.0	41.0	BC0003



Polypropylene Webbing

Our black polypropylene webbing is available in four different widths from stock. Sold in 50m length reels you can choose from 19mm, 25mm, 38mm and 50mm widths.

Polypropylene material has good resistance to abrasion and is not affected by moisture. Its elongation is up to 25% at breaking point. If dropped in water it will float. It's not really suitable for high temperatures, the melting point is 160°C, but the low temperature resistance is very good, meaning strength and flexibility are maintained down to -70°C.

Polypropylene is resilient to most common chemicals making it ideal for chemical resistant applications.

Commonly used in military, furniture and marine applications.

Please see our range of buckles which can be used in conjunction with our webbing.

Other colours are available upon request - please contact our sales office.

Material - Polypropylene.
Typical Colour - Black.

220

Width	Part Number
19	WEB002
25	WEB003
38	WEB004
50	WEB005



Tenax Fasteners

These heavy-duty Tenax fasteners can be quickly fastened to and released from any type of material and are ideal for various marine applications, where resistance to corrosion is an important factor. The Female Button is used in conjunction with a Male Stud which is available in different securing styles, depending upon the base material it is attached to.

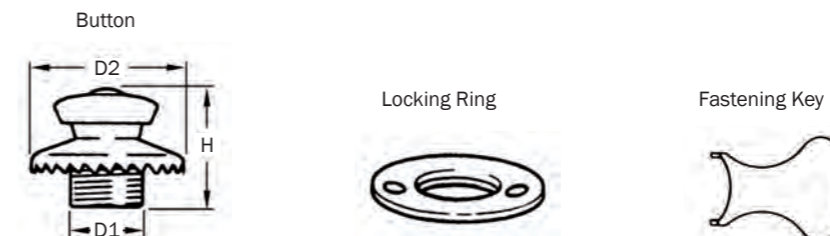
The Button and Cloth-to-Cloth Stud are secured to the material by using the Locking Ring, shown below, which is then tightened using the Fastening Key.

Typical applications include marine, aircraft and leather goods.

W = Across Flats

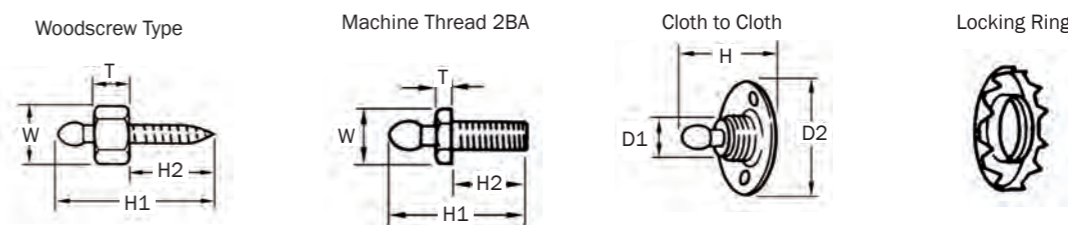
Material - Brass.

221



Female

Description	D1	D2	H	Part Number
Button	9.6	20.0	14.6	SOC004
Locking Ring	-	-	-	WAS151
Fastening Key	-	-	-	KEY002



Male

Description	W	H1	H2	T	D1	D2	H	Part Number
No.7 Woodscrew (ST3.9)	8.0	22.4	14.2	2.0	-	-	-	STU005
No.8 Woodscrew (ST4.2)	9.0	26.0	13.0	6.5	-	-	-	STU006
Machine Thread 2BA	8.0	17.9	9.4	2.0	-	-	-	STU007
Cloth to Cloth Stud	-	-	-	-	7.8	19.0	13.6	STU008
Locking Ring	-	-	-	-	-	-	-	WAS150
Fastening Key	-	-	-	-	-	-	-	KEY002



Locking Straps

These Locking Straps are often used on boats and caravans to secure equipment during transit.

An adhesive base is attached to the piece of equipment, whilst another base is attached to a secure surface. Locking Strap, which is sold separately, is fed between the two bases which are then closed shut, fixing the equipment into position.

Thumb Locks can easily be re-opened when equipment needs to be moved.

Straps are available in 100ft (30.5m) rolls but can be cut to size depending on order quantities.

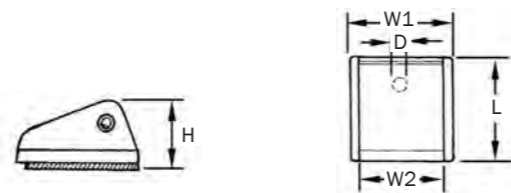
Typical applications include caravans, boats, electrical appliances, fuel tanks, storage containers, boarding ladders, fishing rods, marine electronics, ropes, doors and hatches.

Material - Marine Grade 3M Adhesive (Adhesive), ABS Plastic (Buckle), Plastic Coated Nylon (Strap).

Typical Colour - White.

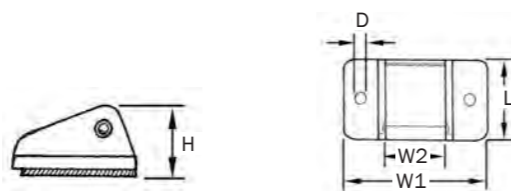
Adhesive Base - 1 Fixing Hole

L	W1	W2	H	D	Part Number
28.0	27.0	20.0	15.0	4.8	THL001



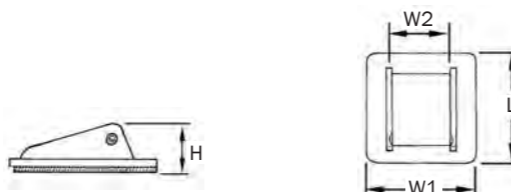
Adhesive Base - 2 Fixing Hole

L	W1	W2	H	D	Part Number
28	51	20	15	4.8	THL002



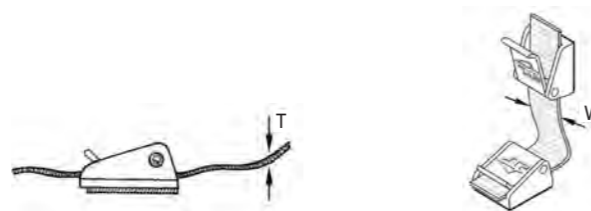
Adhesive Base

L	W1	W2	H	Part Number
51	51	26	15	THL004



Locking Strap

T	W	Part Number
1.5	19	THL003



Strap Assemblies






For the best possible solution, we will work with you to develop bespoke ideas and products to ensure that we meet your specific requirements.


As well as matching existing specifications, we have a free sampling service for testing and approval purposes. Together, we can develop and supply you with the best, cost-effective solution for your business by providing excellent service from our dedicated engineers and technical team.

Typical applications include straps, harnesses, leisure, retail, security, agricultural, distribution, load restraints, medical, veterinary, automotive, industrial and Ministry of Defence.

Contact our sales office for more details.



-  Any Width
-  Any Buckle and Clasp combination
-  Any Studding/Riveting
-  Any colour or colour combination
-  Any fitted design



ZlideOn



ZlideOn is an innovative yet superbly simple product which solves the age-old problem of broken zip fasteners. No longer do you have to go through the expensive procedure of replacing a broken zip with an entirely new one. With ZlideOn you simply remove the broken slider with pliers and clip the ZlideOn into its place, leaving you with a fully-functional zipper.

ZlideOn can be used on all models of zip fasteners including metal, nylon and plastic. It works on any application, from clothes and bags to tents, furniture covers and military wear. In just 3 easy steps you can give new life to your existing belongings without the hassle and cost of fitting a new zip!

How to measure



Metal Zips

Description	Width	Height	Part Number
Round Puller - 5A	5.7 - 6.1	2.4 - 2.6	ZLI007
Straight Puller - 5A	5.7 - 6.1	2.4 - 2.6	ZLI008

Plastic Zips

Description	Width	Height	Part Number
Round Puller - 5B	5.8 - 6.2	2.8 - 3.0	ZLI009
Round Puller - 8B	7.6 - 7.9	3.6 - 3.9	ZLI016
Straight Puller - 5B	5.8 - 6.2	2.8 - 3.0	ZLI010

Metal and Plastic Zips

Description	Width	Height	Part Number
Round Puller - 8A	7.3 - 7.6	2.9 - 3.2	ZLI015
Round Puller - 10A	8.6 - 9.0	3.7 - 4.0	ZLI018
Straight Puller - 3A-2	4.5 - 4.9	1.9 - 2.0	ZLI001

Coil Zips

Description	Width	Height	Part Number
Straight Puller - 3C-2	3.9 - 4.1	1.4 - 1.5	ZLI002
Straight Puller - 3CB-2	4.1 - 4.2	1.8 - 2.0	ZLI003
Straight Puller - 4C-2	4.9 - 5.1	2.1 - 2.3	ZLI004
Straight Puller - 4C2-2	4.9 - 5.1	2.1 - 2.3	ZLI005
Round Puller - 5C	6.3 - 6.5	2.6 - 2.7	ZLI011
Straight Puller - 5C	6.3 - 6.5	2.6 - 2.7	ZLI012
Round Puller - 5C2 (Waterproof)	6.3 - 6.5	2.6 - 2.7	ZLI013
Straight Puller - 5C2 (Waterproof)	6.3 - 6.5	2.6 - 2.7	ZLI014
Round Puller - 8C	7.1 - 7.3	2.8 - 2.9	ZLI017
Double Puller - 10C	10.2 - 10.5	4.0 - 4.3	ZLI019

Insert Nuts - Type A and B

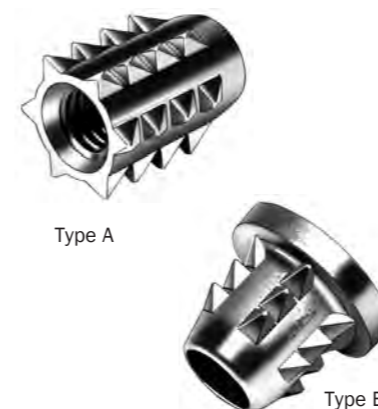
These Insert Nuts provide a strong, permanent thread for wood and wood-based materials.

The coarse, external tooth pattern ensures maximum holding power and simplified installation by knocking the Insert into the base material.

Type B Insert Nuts have a circular flange for extra holding power.

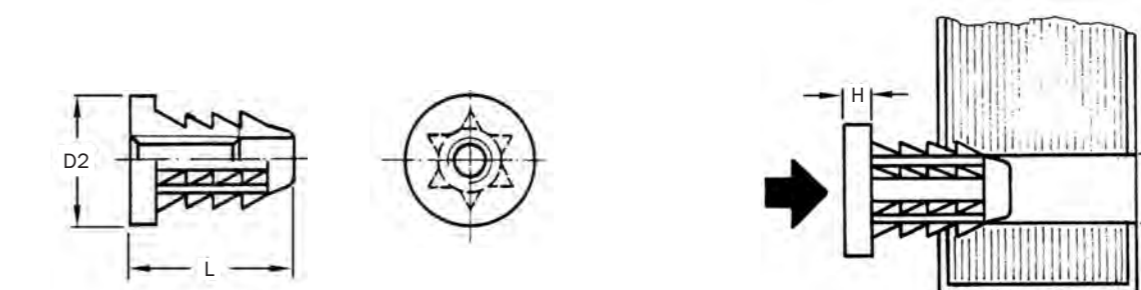
Typical applications include audio equipment, cabinets, chairs, desks and shop equipment.

Material - Zinc Alloy Die Cast.



Type A

Thread	L	D	Part Number
M4	8.0	5.6 - 6.0	INA005
M4	10.0	5.6 - 6.0	INA006
M5	10.0	5.6 - 6.0	INA019
M5	10.0	7.1 - 7.5	INA007
M5	13.0	7.1 - 7.5	INA008
M6	11.0	7.6 - 8.0	INA020A
M6	13.0	8.6 - 9.0	INA018A



Type B

Thread	L	D1	D2	H	Part Number
M3	8.0	4.1 - 4.5	9.0	1.0	INB001
M3	9.5	4.1 - 4.5	9.0	1.0	INB002
M4	9.5	5.6 - 6.0	11.0	1.5	INB003A
M4	11.5	5.6 - 6.0	11.0	1.5	INB004
M5	12.0	7.1 - 7.5	13.0	2.0	INB005
M6	10.5	8.6 - 9.0	16.0	2.0	INB015A
M6	12.5	8.6 - 9.0	15.0	2.5	INB006
M6	15.5	8.6 - 9.0	15.0	2.5	INB007A
M8	13.5	9.6 - 10.0	19.0	2.0	INB011A
M8	15.5	9.6 - 10.0	19.0	1.5	INB008A
M8	16.0	9.6 - 10.0	14.0	0.3 (CSK)	INB013
M8	20.5	9.6 - 10.0	25.0	0.5 (CSK)	INB012
M8	23.0	9.6 - 10.0	19.0	0.5 (CSK)	INB009A



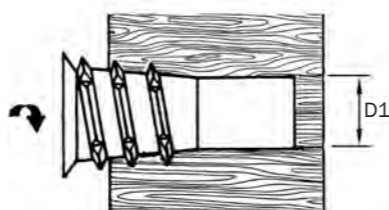
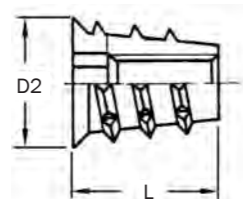
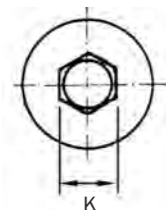
Insert Nuts - Type D

These Type D Insert Nuts provide a strong, permanent thread for wood and wood-based sheet materials. The incorporated flange alleviates splitting and prevents the Insert Nut from being driven in too far.

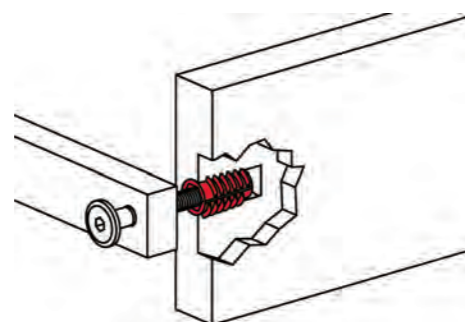
To install, simply screw the self-tapping body into the base material. The unique external thread ensures secure fixing and offers strong resistance to pull-out due to torsion or vibration.

Typical applications include audio equipment, cabinets, chairs, desks and shop equipment.

Material - Zinc Alloy Die Cast.



Thread	L	D1	D2	K	Part Number
M4	10.0	5.7 - 6.0	8.4	4	IND027A
M5	10.0	7.7 - 8.0	11.5	5	IND024A
M5	13.0	7.7 - 8.0	11.5	5	IND002A
M5	20.0	7.7 - 8.0	11.5	5	IND003
M6	10.0	8.7 - 9.0	12.5	6	IND005A
M6	13.0	8.7 - 9.0	11.7	6	IND004A
M6	16.0	8.7 - 9.0	12.5	6	IND014
M6	20.0	8.7 - 9.0	12.5	6	IND007A
M6	25.0	8.7 - 9.0	12.5	6	IND008A
M8	13.0	10.7 - 11.0	14.5	8	IND009A
M8	18.0	10.7 - 11.0	14.5	8	IND022A
M8	25.0	10.7 - 11.0	14.5	8	IND010A
M10	13.0	12.2 - 12.5	16.0	10	IND012
M10	25.0	12.2 - 12.5	16.0	10	IND013A



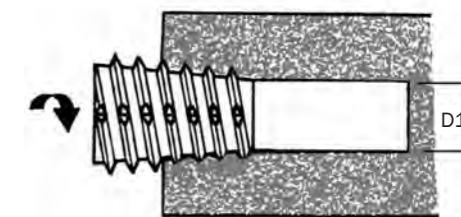
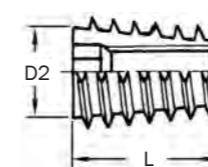
Insert Nuts - Type E

These self-tapping Insert Nuts provide a strong, permanent thread for wood and wood-based sheet materials. They have no flange and so allow strong joining of curved and flat surfaces.

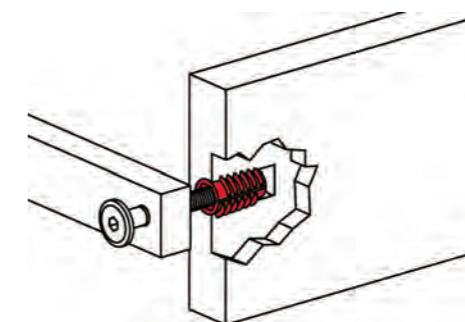
To install, simply screw the self-tapping body into the base material. The unique external thread ensures secure fixing and offers strong resistance to pull-out due to torsion or vibration.

Typical applications include audio equipment, cabinets, chairs, desks and shop equipment.

Material - Zinc Alloy Die Cast.



Thread	L	D1	D2	K	Part Number
M4	10	5.7 - 6.0	7.5	4	INE001A
M5	13	7.7 - 8.0	11.0	5	INE002A
M6	10	8.7 - 9.0	12.0	6	INE003A
M6	13	8.7 - 9.0	12.0	6	INE004A
M6	20	8.7 - 9.0	12.0	6	INE005A
M8	13	11.2 - 11.5	14.5	8	INE006A
M8	20	11.2 - 11.5	14.5	8	INE008A
M8	25	11.2 - 11.5	14.5	8	INE009A





Type I



Type J

Insert Nuts - Type I and J

These Insert Nuts provide a strong, permanent thread for wood and wood-based materials. The coarse external tooth pattern ensures maximum holding power and simplified installation by knocking the Insert into the base material.

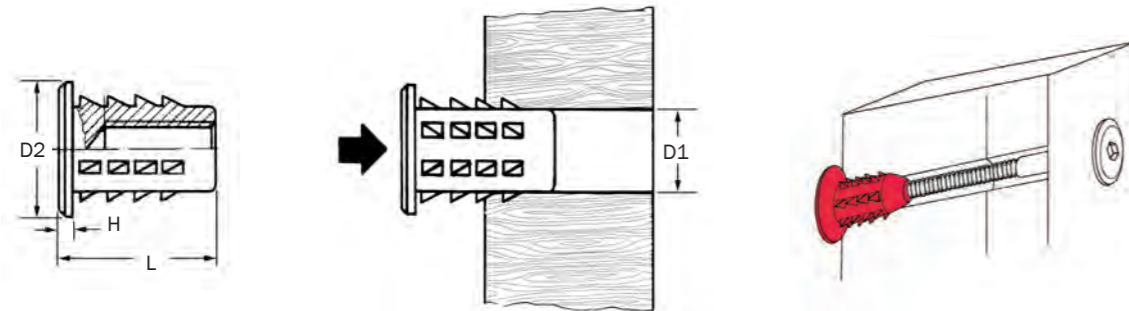
Type I Insert Nuts have one end capped, offering a more pleasing appearance and finish.

The Type J Knock-in Insert Nut is particularly suited to higher load applications due to its load-spreading base. The availability of screw holes provides extra opportunity to add strength to the assembly.

This product particularly suits castor assembly applications.

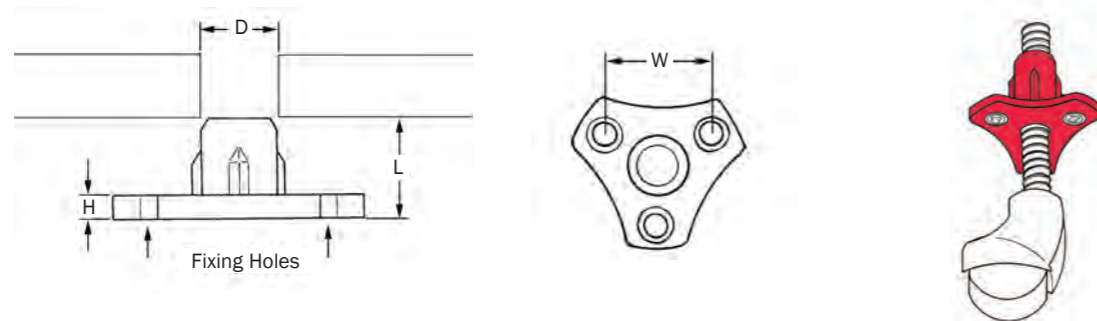
Typical applications include audio equipment, cabinets, chairs, desks, tables and toys.

Material - Zinc Alloy Die Cast.



Type I

Thread	L	D1	D2	H	Part Number
M4	12.5	6.0 - 6.4	11	2.5	INI001A
M6	13.5	8.4 - 8.8	17	2.0	INI002A
M6	20.0	8.4 - 8.8	17	2.0	INI003A
M8	17.5	10.0 - 10.4	17	2.0	INI004A



Type J

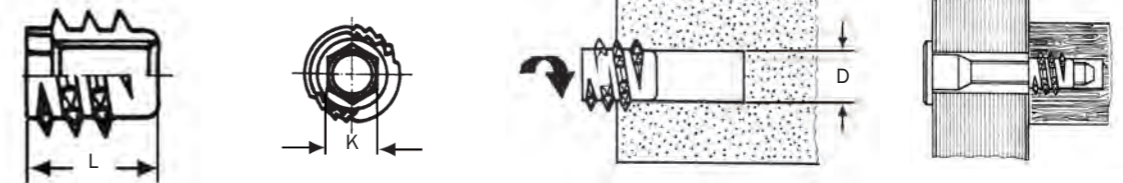
Thread	L	D	H	W	Part Number
M8	12.5	11.6 - 12.0	2.5	20	INJ001



Insert Nuts - Type P

The serrated external thread on these Type P Insert Nuts ensures that a high pull-out resistance is achieved with minimal insertion torque. These Insert Nuts are self-tapping and give a strong, permanent metal thread in wood and other similar sheet materials.

Material - Zinc Alloy Die Cast.



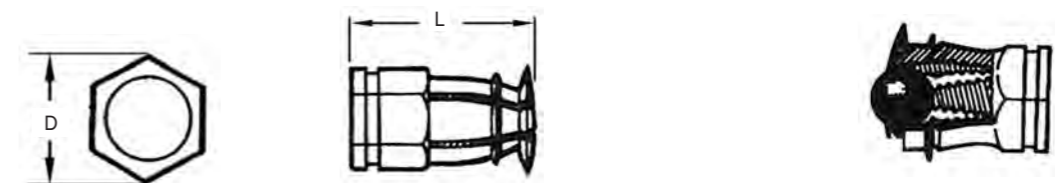
Thread	L	D	K	Part Number
M6	13.0	8.5 - 8.7	6	INP001



Insert Nuts - Type X

This innovative range of expanding Insert Nuts provides a high-strength fixing into all types of substrate. The action of driving the screw forces a plastic ball further down the body, thus expanding the specially-shaped barbed legs against the hole sides.

Material - Brass.



Thread	L	D	Part Number
M6	12	8	INX010
M6	15	8	INX011

Insert Nuts - Special Knock-In Types

The large flange type of Insert Nut with fixing holes combines the traditional features of a typical Type B Knock-in Insert with the additional benefit of a larger head and fixing holes to enable the fixing to be strengthened with the addition of nails or screws. The Press-in type Insert is designed for situations where there is a requirement for low insertion forces with no possibility of damage to the material on application.

D3 = Fixing Hole Diameter.

Typical applications include audio equipment, cabinets, chairs, desks and shop equipment.

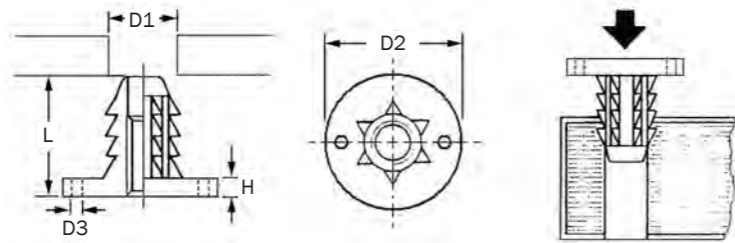
Material - Zinc Alloy Die Cast.



Large Flange with Fixing Holes

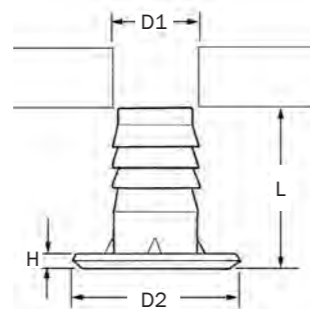


Press-In



Large Flange with Fixing Holes

Thread	L	D1	D2	D3	H	Part Number
M8	20.3	9.6 - 10.0	25.0	2.5	1.8	INB022A



Press-In Type

Thread	L	D1	D2	H	Part Number
M6	14.8	8.8	14.0	1.8	INB023
M8	18.2	10.8	20.0	2.2	INB020

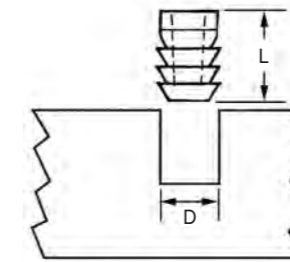


Insert Nuts - Plastic Knock-In

These Plastic Knock-in Insert Nuts are available with open or closed ends and provide a low cost threaded anchor. The open-end range is supplied in strips of 24 which aid assembly and cuts out wastage.

Typical applications include all ready-to-assemble furniture and are particularly well suited to being used in conjunction with our cam and pin systems.

Material - Nylon.

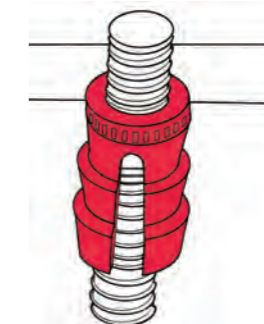


Closed-End

Thread	L	D	Part Number
M6	11	10	INN005

Open-End - 24 Piece Strip

Thread	L	D	Part Number
M6	10	10	INN011
M6	13	11	INN010





Pronged Tee Nuts

A strong, reliable and easy-to-fix low-cost anchor for wood and plastic. Simply insert into a pre-drilled hole and tap into place. Flush-fitting, no counterboring required and self-locking to prevent rotation during hand or automatic assembly. Suitable for a wide range of applications.

Fully automatic insertion equipment is available for all JNT Type Tee Nuts, please contact our sales office for more information.

Typical applications include bed headboards, shop fittings, office furniture and domestic furniture.

Material - Mild Steel.



Rivet Tee Nuts

These Rivet Tee Nuts are designed to be machine inserted and are cold forged with a heavy flange and a large head for greater strength and pull-through resistance.

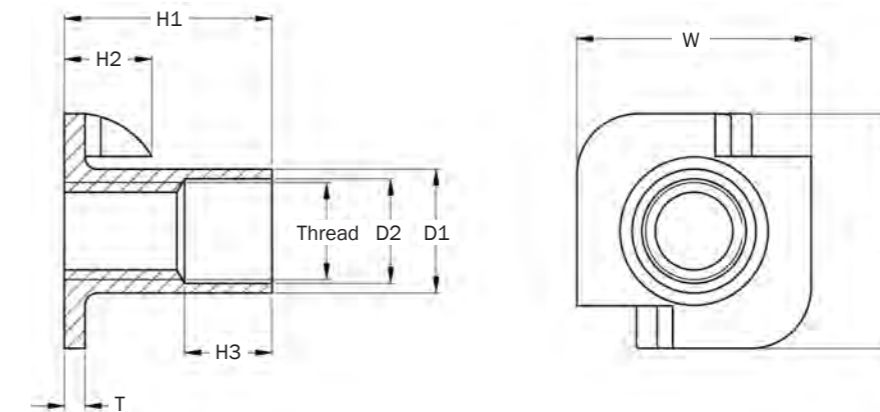
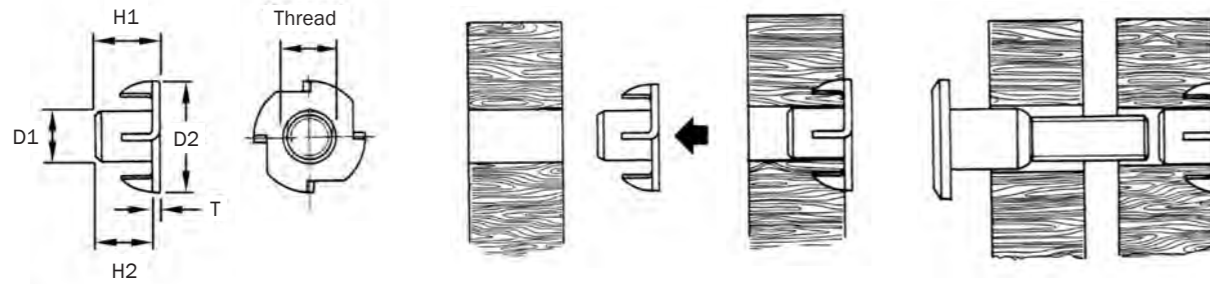
The final result is a faster, deeper and straighter tee nut insertion, therefore increasing final product quality and production efficiency.

Once inserted, the unthreaded rivet portion of the tee nut provides a great lead for the screw or bolt, enabling easier assembly and eliminating the requirement for over-stapling.

These Tee Nuts are also available in a range of different metric and imperial sizes, with a small or large base. Please contact our sales office for more information.

Typical applications include bed headboards, sofa and chair frames, shop fittings, office furniture and domestic furniture.

Material - Mild Steel.



Thread	H1	H2	T	D1	D2	Type	Part Number
M4	6.0	5.0	1.0	5.6	15.0	JNP	JNP003A
M4	8.0	7.0	1.0	5.6	17.8	JNT	JNT005
M5	6.0	4.9	1.1	6.4	17.0	JNT	JNT011
M5	6.0	5.0	1.0	6.5	15.0	JNP	JNP004
M5	8.0	6.7	1.3	7.0	17.0	JNP	JNP009
M5	9.0	7.9	1.1	6.4	17.8	JNT	JNT016
M5	10.0	9.0	1.0	6.4	17.8	JNT	JNT006
M6	7.0	5.7	1.3	7.7	19.0	JNP	JNP014A
M6	8.0	6.8	1.2	7.7	17.8	JNT	JNT007
M6	8.9	7.9	1.0	7.5	17.8	JNT	JNT001
M6	9.0	7.8	1.2	7.7	19.0	JNP	JNP020A
M6	12.0	10.7	1.3	7.7	19.0	JNP	JNP028A
M6	14.0	12.7	1.3	7.7	19.0	JNP	JNP032
M8	10.0	8.5	1.5	9.7	22.0	JNP	JNP065
M8	11.0	9.5	1.5	10.0	22.0	JNP	JNP039A
M8	12.3	10.8	1.5	10.8	22.5	JNT	JNT003
M8	15.0	13.4	1.6	10.3	22.0	JNP	JNP041A
M8	16.5	15.1	1.4	9.8	22.5	JNT	JNT026
M8	17.0	15.4	1.6	9.9	22.0	JNP	JNP043A
M10	12.0	10.2	1.8	12.0	25.0	JNP	JNP045A

Thread	H1	H2	H3	T	D1	D2	W	Type	Part Number
M6	17.4	5.9	7.0	1.6	8.1	6.6	16.0	Small Base	JNT041
M6	19.5	5.9	-	1.6	8.1	6.6	16.0	Small Base	JNT042
M6	14.5	6.8	5.7	1.8	10.2	8.6	19.0	Large Base	JNT039
M6	16.2	6.8	6.4	1.8	10.2	8.6	19.0	Large Base	JNT060
M6	17.7	6.8	7.0	1.8	10.2	8.6	19.0	Large Base	JNT061
M6	20.9	6.8	8.3	1.8	10.2	8.6	19.0	Large Base	JNT062
M8	14.5	6.8	5.7	1.8	10.2	8.6	19.0	Large Base	JNT043
M8	16.1	6.8	6.4	1.8	10.2	8.6	19.0	Large Base	JNT044
M8	17.7	6.8	7.0	1.8	10.2	8.6	19.0	Large Base	JNT045
M8	20.9	6.8	8.3	1.8	10.2	8.6	19.0	Large Base	JNT047
M8	24.0	6.8	9.6	1.8	10.2	8.6	19.0	Large Base	JNT063
M8	25.6	6.8	10.2	1.8	10.2	8.6	19.0	Large Base	JNT054
M10	17.7	5.1	7.0	1.8	11.7	10.2	19.0	Large Base	JNT048
M10	20.9	5.1	8.3	1.8	11.7	10.2	19.0	Large Base	JNT049

Strip Feed Pronged Tee Nuts

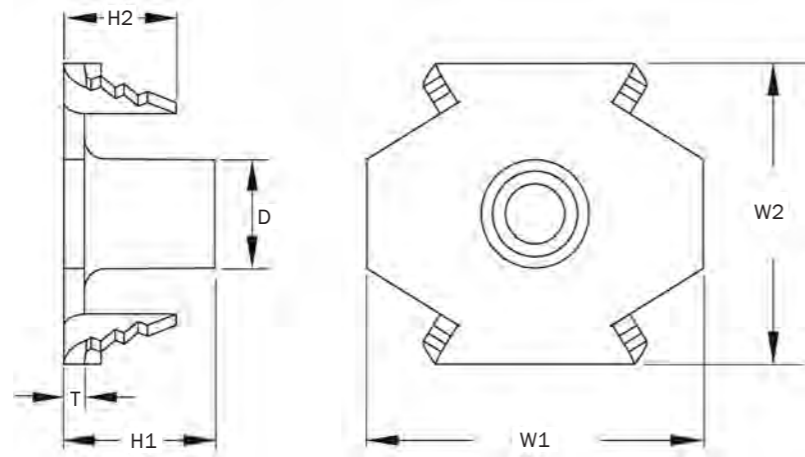


These four pronged Tee Nuts are collated on a strip to make it easier to feed through the handtool. The long serrated prongs provide maximum grip and the heavy gauge steel ensures proper thread configuration and superior torque resistance.

Supplied 13 x tee nuts to a strip. Available in a small and large base type.

Typical applications include bed headboards, shop fittings, office furniture and domestic furniture.

Material - Mild Steel.



Thread	D	H1	H2	W1	W2	T	Type	Part Number
M5	6.4	9.0	7.9	17.8	15.8	1.1	Small Base	JNT050
M6	8.0	12.0	10.0	22.5	21.1	1.4	Large Base	JNT017
M6	8.0	15.0	13.7	22.5	21.1	1.3	Large Base	JNT018
M8	9.7	12.0	10.1	22.5	21.1	1.4	Large Base	JNT019
M8	9.8	15.0	13.4	22.5	21.1	1.6	Large Base	JNT020
M10	11.7	12.0	10.2	22.5	21.1	1.8	Large Base	JNT021

Tee Nut Handtool



The Tee Nut Handtool is designed for straight and accurate tee nut insertion, preventing misalignment which often occurs with hammer-driven tee nuts.

- Easy-to-use
- Practical for large work pieces
- Tee nuts on strip for fast reloading
- Faster and more consistent than insertion by hand
- Lower production costs

Sigma Floor Rivet Tee Nut Insertion Machine

The Floor Standing Rivet Tee Nut Insertion Machine is capable of up to 2,000 insertions per hour and provides speed and flexibility. The technology used allows the insertion of tee nuts to be deeper, straighter and more consistent than the best of craftsmen can achieve.

- Floor-standing machine designed to suit volume applications
- Fast and accurate insertion
- Simple and easy to maintain
- Adjustable air pressure setting varies depth of insertion
- Quick-change flaring tool creates flexibility for use with a wide variety of material sizes

This machine comes with an automatic feed and a dual safety system.



Sigma Table-Top Rivet Tee Nut Insertion Machine


The Table-Top Rivet Tee Nut Insertion Machine provides speed and flexibility, with a single machine capable of up to 1,000 tee nut insertions per hour. The technology used allows the insertion of tee nuts to be deeper, straighter and more consistent than the best of craftsmen can achieve.

- Table-top machine designed to suit low to mid-volume applications
- Fast and accurate insertion
- Simple and easy to maintain
- Adjustable air pressure setting varies depth of insertion
- Quick-change flaring tool creates flexibility for use with a wide variety of material sizes
- Machine mounts to any workbench or can be supplied with an optional stand

This machine comes with manual feed and a dual safety system.



Weld Tee Nuts - Slab Based



These low-cost threaded anchors offer excellent load distribution when fixed to thin sheet metal. Manufactured to the highest standard, these Tee Nuts are ideal for use in the automotive, domestic appliance and light-engineering industries.

The JND type Slab Based Tee Nuts provide fixing holes as an alternative to weld projections.

The standard finish is a dry-to-touch light oil, but various environmentally-friendly corrosion-resistant finishes are available to special order.

Typical applications include domestic appliances, motor vehicles, steel cabinets, furniture and steel work.

Material - Mild Steel, Stainless Steel Weld Tee Nuts available see page 154.

Tee Nuts - Round Base

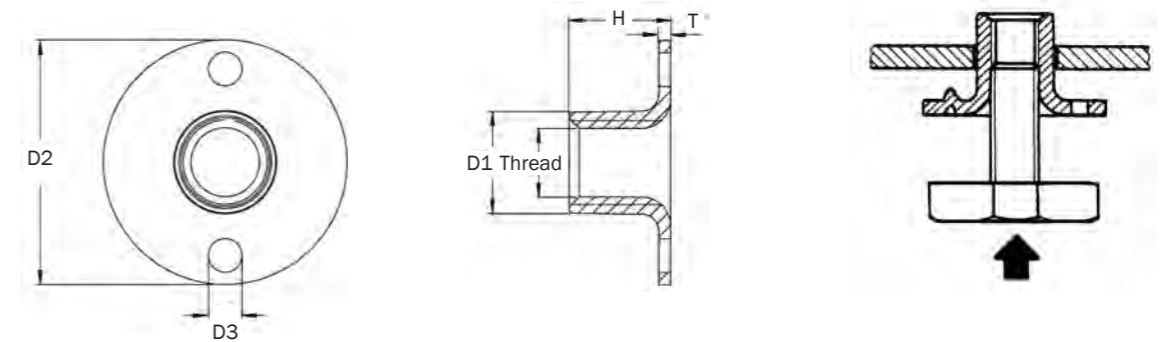
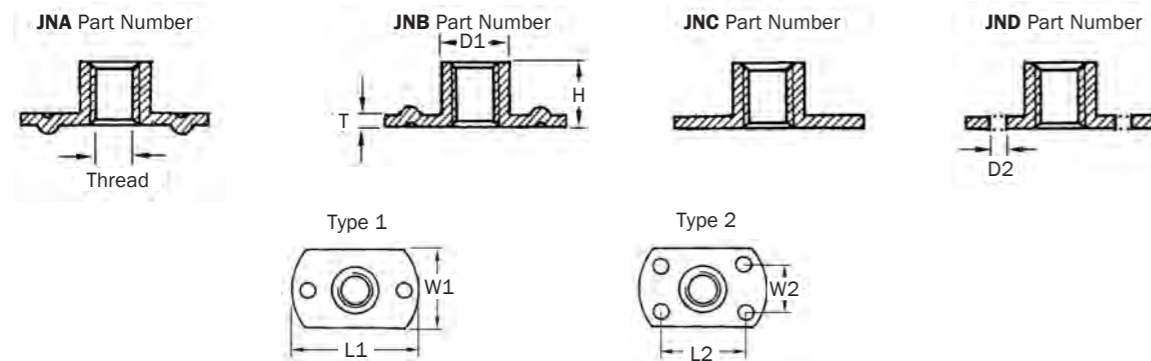


This Round Base Tee Nut is a versatile, low cost, threaded anchor offering excellent load distribution when fixed to thin sheet metal. Can be used in timber applications and commonly used in climbing walls.

This fastener is suitable for screw fixing, rivet fixing, hand or automatic weld applications.

Typical applications include domestic appliances, motor vehicles, steel cabinets, furniture and steel work.

Material - Mild Steel.



Thread	H	D1	D2	D3	T	Part Number
M10	12.0	12.5	29.0	4.0	1.6	JNR005

Thread	H	D1	L1	W1	T	L2	W2	D2	Type	Part Number
M4	6.0	5.3	17	9.0	0.9	12	-	-	1	JNA002A
M4	6.0	5.3	17	9.0	0.9	12	-	-	1	JNB002
M4	6.0	5.3	17	9.0	0.9	-	-	-	-	JNC002B
M5	7.8	6.8	19	11.0	1.0	14	-	-	1	JNA003
M5	7.8	6.8	19	11.0	1.0	14	-	-	1	JNB003A
M5	7.8	6.8	19	11.0	1.0	-	-	-	-	JNC003A
M5	7.8	6.8	19	11.0	1.0	14	-	2.2	1	JND003A
M6	8.5	8.4	22	14.0	1.5	16	-	-	1	JNA006A
M8	10.0	10.6	26	18.0	2.0	-	-	-	-	JNC012A
M6	8.5	8.3	22	14.0	1.5	16	-	-	1	JNB045
M6	8.5	8.4	22	14.0	1.5	-	-	-	-	JNC006A
M8	10.0	10.6	26	18.0	2.0	16	10	-	2	JNB011A
M10	10.5	12.5	26	18.0	1.9	16	10	-	2	JNB015A
M10	10.5	12.5	26	18.0	2.0	-	-	-	-	JNC015B
M10	10.5	12.0	26	18.0	1.8	16	10	3.5	2	JND015B
M12	14.2	14.5	27	20.5	2.0	-	-	-	-	JNC047

Cross Dowels



Off-set Type



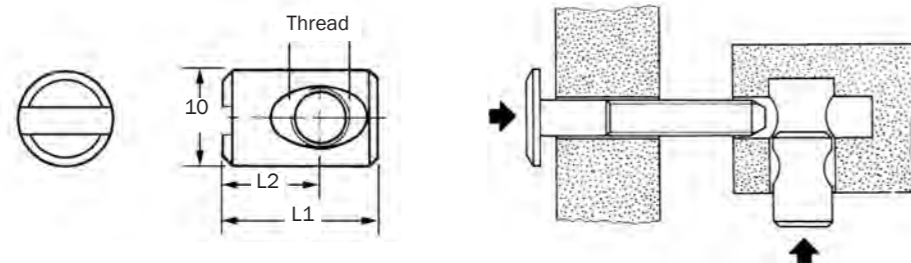
Central Type

These Cross Dowels are used in conjunction with our furniture connector bolts where a right angle connection is required. This type of connection provides a tight, heavy-duty joint.

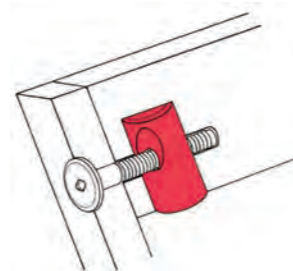
Typical applications include cabinets, chairs, desks and tables.

Material - Mild Steel.

Typical Finish - Zinc and Clear Passivate.



Description	Thread	L1	L2	Part Number
Central	M6	12	6.0	FCD007
Off-Set	M6	13	8.0	FCD009
Off-Set	M6	14	9.0	FCD006
Central	M6	15	7.5	FCD010
Central	M6	16	8.0	FCD008
Central	M6	20	10.0	FCD001
Off-Set	M6	20	12.0	FCD011
Central	M6	25	12.5	FCD012
Central	M6	30	15.0	FCD013



Furniture Connector Caps - Hex Drive

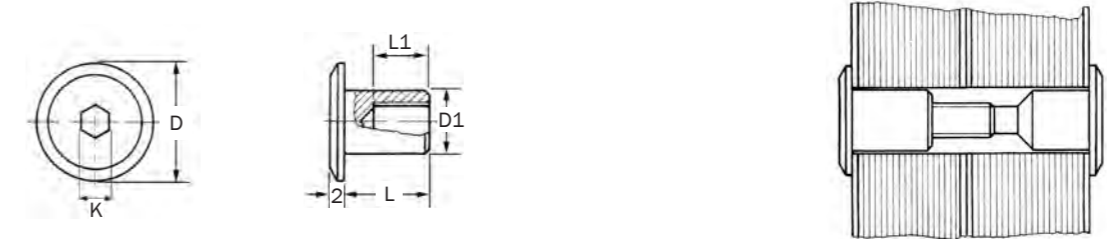
Furniture Connector Caps are designed for use with their respective furniture connector bolts.

The head diameters of both bolt and cap are identical, enhancing the surface finish to both sides of the joint assembly.


Typical applications include cabinets, chairs, desks, shop equipment and tables.

Material - Mild Steel.

Typical Finishes - Black, Bronze, Zinc and Clear Passivate, Oil Dip.



Thread	D	L	D1	L1	K	Part Number
M6	15	12	9	8.0	4	FCC006A
M6	15	17	9	13.0	4	FCC007A
M6	17	12	9	8.0	5	FCC001A
M6	17	17	9	13.0	5	FCC002A
M8	17	17	11	12.0	5	FCC008
M8	17	25	11	20.0	5	FCC009



Furniture Connector Bolts - Type FBB and FBE



Furniture Connector Bolts provide a pleasing appearance on the surface and have a pilot tip to ensure correct thread engagement.

Two styles are available. A standard design, which accommodates all applications and a shouldered design which allows a single hole size to be drilled through mating vertical components when used in conjunction with furniture connector caps.

Some finishes are subject to minimum order quantities.

Typical applications include cabinets, chairs, desks, shop equipment and tables.

Material - Mild Steel.

Typical Finishes - Black, Bronze, Zinc and Clear Passivate, Oil Dip.

Furniture Connector Bolts - Type FBA



These FBA type Furniture Connector Bolts provide a pleasing appearance when applied to furniture. Each fastener has a shoulder under its head matching the body diameter of its cap, which has the benefit of saving time on tool changes as only one drill size is needed.

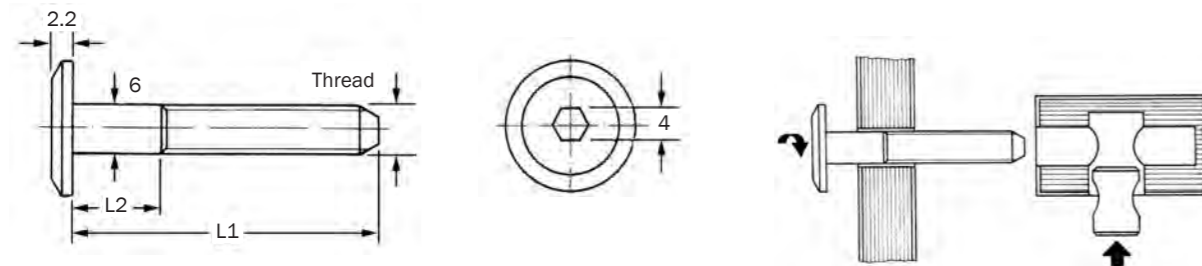
Designed to be used in conjunction with their respective caps or can be used additionally with tee nuts and insert nuts.

Some finishes are subject to minimum order quantities.

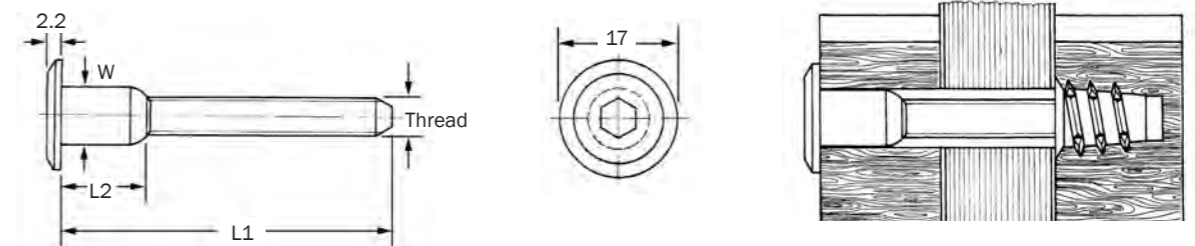
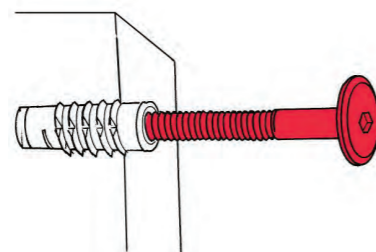
Typical applications include cabinets, chairs, desks, shop equipment and tables.

Material - Mild Steel.

Typical Finishes - Zinc and Clear Passivate, Oil Dip.

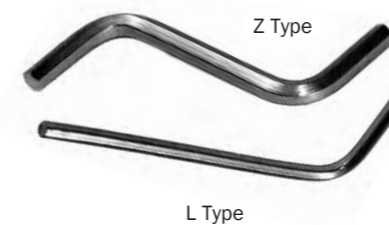


Description	Thread	L1	L2	Part Number
15mm Head Diameter	M6	15	0	FBE002
15mm Head Diameter	M6	20	0	FBE003
15mm Head Diameter	M6	23	9	FBE028
15mm Head Diameter	M6	25	0	FBE004A
15mm Head Diameter	M6	30	10	FBE005
15mm Head Diameter	M6	40	10	FBE007A
15mm Head Diameter	M6	50	10	FBE009A
15mm Head Diameter	M6	60	20	FBE001A
15mm Head Diameter	M6	70	20	FBE010A
17mm Head Diameter	M6	30	0	FBB001A
17mm Head Diameter	M6	35	0	FBB002A



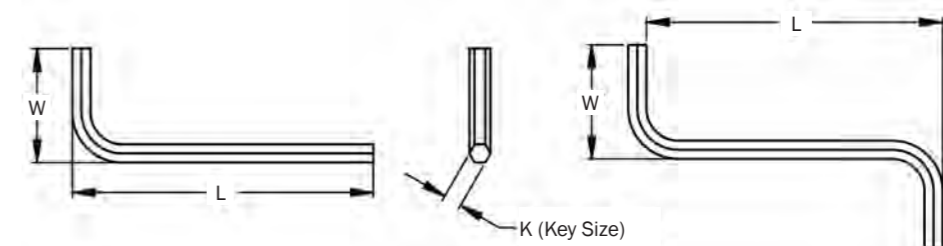
Description	Thread	L1	L2	W	Part Number
5mm Hex Drive	M6	30	10	9.0	FBA002
5mm Hex Drive	M8	60	19	10.7	FBA016
5mm Hex Drive	M8	95	19	10.7	FBA018

Allen Keys



A choice of styles and sizes are available from our range of Allen Keys and are ideal for furniture pre-pack requirements.

Material - Hardened Steel.



Description	L	W	K	Part Number
L Type	60	20	4	KEY004
L Type	65	25	5	KEY005
L Type	100	33	5	KEY008
Z Type	50	20	4	KEY006
Z Type	50	20	5	KEY007

Metal Threaded Tube Inserts

These Metal Tube Inserts provide a high-strength, cost-effective method of fitting threaded components such as feet, castors and glides onto the end of square tubes on desks, appliances and similar products.

The tube inserts are simply tapped into place and the carbon steel retaining washer grips tightly to the inside of the tube, whilst the housing provides a neat finish to the cut end of the tube.

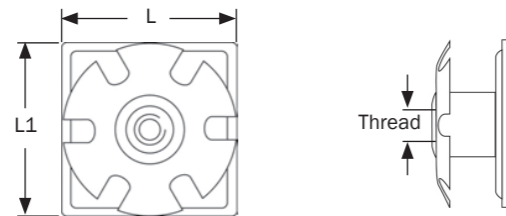
Materials - Mild Steel (Housing), Carbon Steel (Washer).



Square

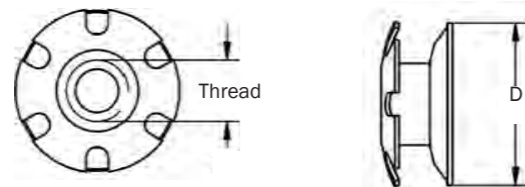


Circular



Square

Thread	L	L1	Part Number
M6	22.0	22.0	TUI109
M6	25.0	25.0	TUI110
M8	25.0	25.0	TUI111



Circular

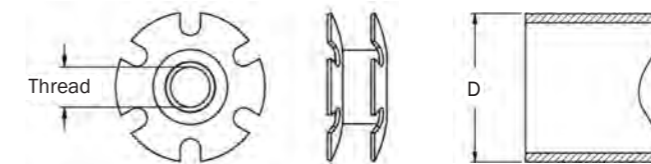
Thread	D	Part Number
M6	16.0	TUI101
M6	19.0	TUI102
M6	22.0	TUI103
M6	25.0	TUI104
M8	25.0	TUI105
M8	31.5	TUI106
M8	38.0	TUI107



Tube Connector Nuts

An innovative method for tube connection which eliminates the need for other more costly methods such as welding or flow drilling. The Connector Nut is simply pushed into the tube (direction shown below) where it provides a threaded anchor for the mating component.

Materials - Austempered Carbon Steel (Retainer), Mild Steel (Thread).




Thread	D	Part Number
M6	16.0	TUI092
M6	19.0	TUI093
M6	22.0	TUI094
M6	25.0	TUI095
M8	25.0	TUI096
M8	31.5	TUI097
M8	38.0	TUI098
M8	50.0	TUI113
M10	38.0	TUI099
M10	50.0	TUI100

Plastic Threaded Tube Inserts

Fitting threaded components such as castors, feet and glides to the round legs on desks, tables and other appliances, could not be easier with our Plastic Round Tube Insert. This quality product provides a high-strength, tight-fitting, practical solution which is also cost-effective.

Gently tap into position; the ribs grip the inside of the leg, whilst the outer rounded end provides a neat and safe finish to the bottom of the leg.

Materials - Nylon (Housing), Mild Steel (Thread).



Thread	D1	D2	Part Number
M8	19.0	16.0	TUI082
M8	22.0	18.3	TUI083
M8	25.0	20.4	TUI084
M8	31.5	26.3	TUI085
M8	38.0	30.0	TUI086

Cams - Cross Recessed



Unheaded



Headed

This system, manufactured by Titus, offers several unique features including the Klix Locking System ensuring the fitting will not loosen in service or transit.


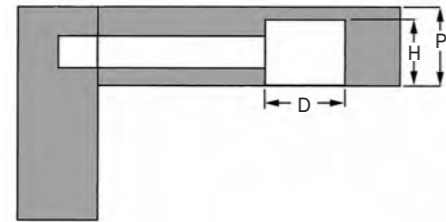
A linear cam profile provides a smooth operation which consistently locks at the 2 o'clock position.

This range of Cams is used in conjunction with Klix, Quickfit, Quickfit TL and panel to Frame Pins.

Typical applications include desks, kitchen units, bedroom furniture and display.

Part Number **ECC030** features a cross recess only.
Part Numbers **ECC032** and **ECC033** can also be fitted with a 4mm Hex Allen Key.

Materials - Zinc Alloy Die Cast.



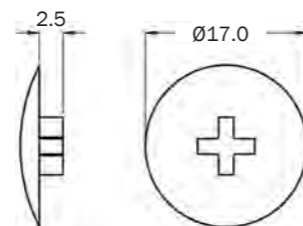
Type	D	H	P	Head	Part Number
Headed	12	9.5	12	14	ECC025
Unheaded	12	10.0	12 - 13	-	ECC026
Headed	12	10.5	12 - 13	14	ECC024
Unheaded	12	12.0	15 - 16	-	ECC027
Unheaded	15	10.0	12 - 13	-	ECC028
Headed	15	10.0	12 - 13	17	ECC029
Unheaded	15	12.0	15 - 16	-	ECC030
Unheaded	15	12.0	15 - 16	-	ECC032
Unheaded	15	13.5	18 - 19	-	ECC033

Cam Cover Cap



This Cam Cover Cap is designed for use with various diameter cams and fits both Pozi and Hex Drive. Available in a range of colours to suit all types of domestic and office furniture.

Material - Nylon.



Description	Part Number
Plastic Cover Cap	CAP033



Threaded



Combi

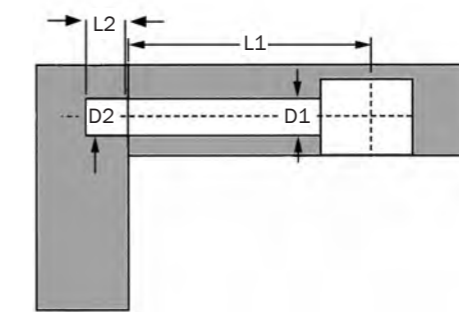


Klix Dowels - Threaded and Combi

These Threaded and Combi Klix Dowels combine speed of assembly without compromising strength.

Typical applications include desking, kitchen units, bedroom furniture and display.

Materials - Zinc Alloy Die Cast (Pin), Nylon (Push-in Body), Zinc & Steel (Combi).

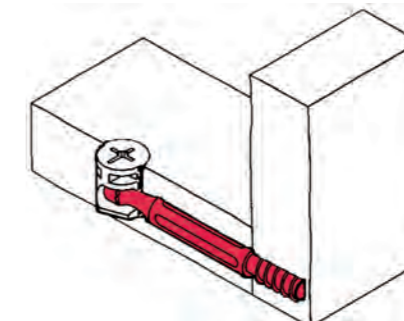


Threaded

Thread	D1	D2	L1	L2	Part Number
Euro	6 - 7	5	24	12	ECP054
M6	7 - 8	-	24	12	ECP031
Euro	7 - 8	5	24	12	ECP032
Euro	7 - 8	5	34	12	ECP058
M6	7 - 8	-	34	12	ECP034

Combi

Thread	D1	D2	L1	L2	Part Number
Euro	7 - 8	5	34	12	ECP070



Klix Dowels - Push-In and Quickfit TL Expanding

These tool-free Push-in Pins combine speed of assembly without compromising strength whilst the Quickfit TL Expanding Pins are designed to accommodate greater drilling position tolerances than standard designs.

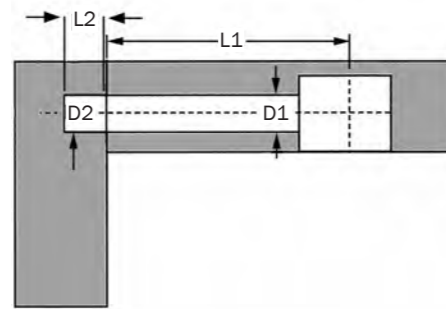
Typical applications include desking, kitchen units, bedroom furniture and display.

Materials - Zinc Alloy Die Cast (Pin), Nylon (Push-in Body).



Push-in

Quickfit TL Expanding

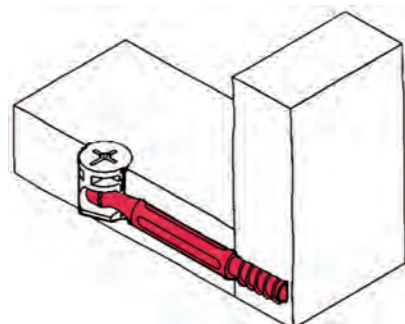


Push-in

D1	D2	L1	L2	Part Number
8	5	24	12	ECP035
8	8	24	12	ECP036
8	10	24	12	ECP037
8	8	34	12	ECP040

Quickfit TL Expanding

D1	D2	L1	L2	Part Number
8	5	23 - 25	12	ECP056
8	5	33 - 35	12	ECP045
8	8	33 - 35	12	ECP057



Metal Housing



Plastic Housing



Expando - Metal and Plastic Housing

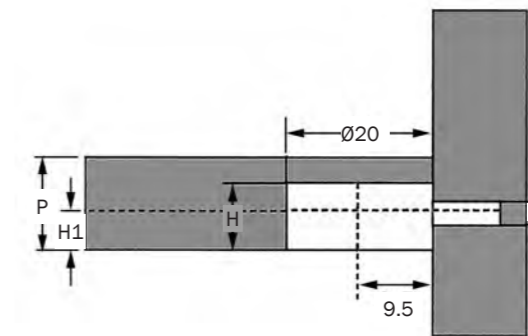
This wood jointing system manufactured by Titus benefits from tool-free assembly features and is ideally suited for factory or site building.

Designed with Klix Locking and an expanding housing system, a strong joint is achieved. Combining these features with a choice of drop-on or side-entry assembly means that the product can easily be modified without reducing integrity and is ideally suited to complicated furniture such as storage units.

Typical applications include book cases, storage systems and display units.

Description refers to assembly direction.

Material - Zinc Alloy.

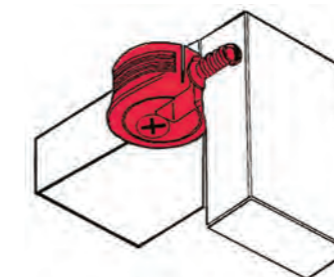


Metal Housing

Description	H	H1	P	Part Number
Side-Entry	12.5	8.0	15 - 16	ECC034
Drop-On	12.5	8.0	15 - 16	ECC035
Drop-On	14.0	9.5	18 - 19	ECC036

Plastic Housing

Description	H	H1	P	Part Number
Side-Entry	12.5	8.0	15 - 16	ECC039
Drop-On	12.5	8.0	15 - 16	ECC040
Side-Entry	18 - 19	9.5	18 - 19	ECC041
Drop-On	18 - 19	9.5	18 - 19	ECC042



Expando with Outrigger - Metal and Plastic Housing



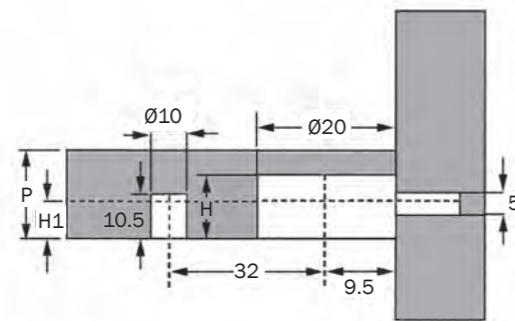
Metal Housing



Plastic Housing

The additional Outrigger feature to the standard Expando 6 system provides extra strength and rigidity to the final assembly and also ensures the correct orientation when installed.

Materials - Zinc Alloy (Metal Housing), Nylon, Zinc Alloy (Plastic Housing).

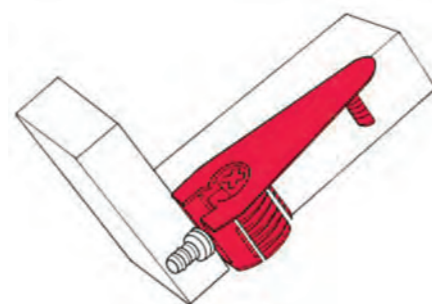


Metal Housing

H	H1	P	Part Number
12.5	7.8	15 - 16	ECC049
14.0	9.3	18 - 19	ECC050

Plastic Housing

H	H1	P	Part Number
12.5	7.78	15.0 - 16.0	ECC051
14.0	9.3	18.0 - 19.0	ECC052



Wedgex Receptacle - Plastic Housing


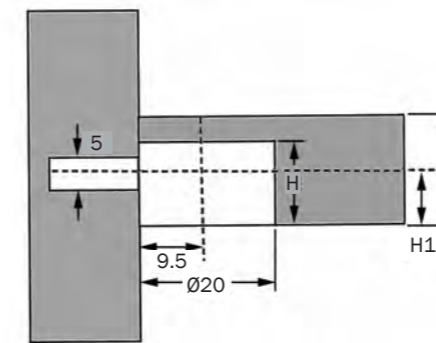


This system offers a speedy and strong alternative to other shelf support systems.

The Receptacle is located in the horizontal member and simply snapped down onto the neck of the pin, thus locking it into position. This can easily be removed and repositioned at a later date.

Typical applications include shelf units and display cabinets.

Material - Nylon.

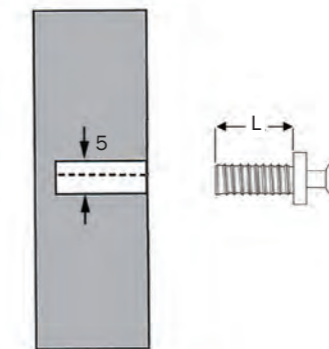


H	H1	P	Part Number
12.5	9.5	15 - 16	ECC043
14.0	9.5	18 - 19	ECC048

Expando Dowels

These Expando Dowels are used in conjunction with the Expando and Wedgex assembly systems.

Material - Zinc Alloy.



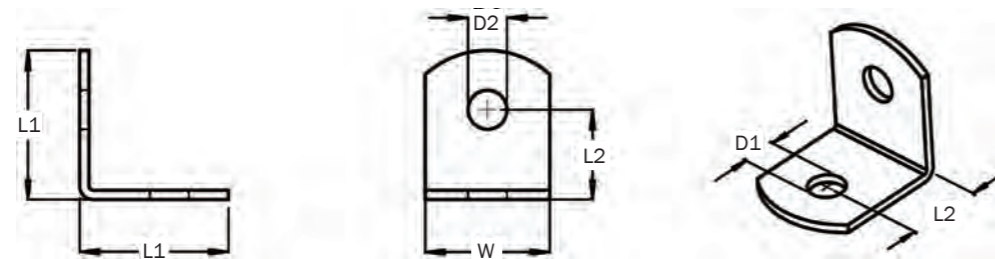
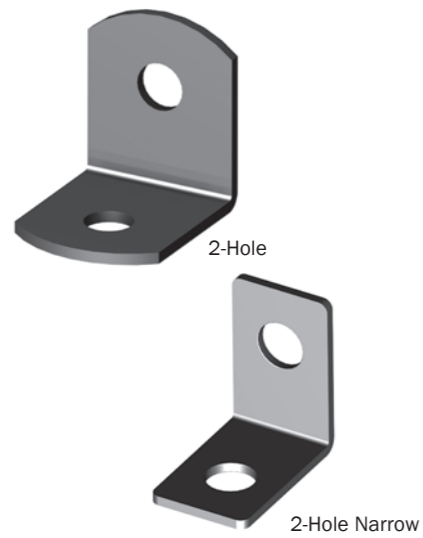
Description	L	Part Number
Quickfit Push-In	12.0	ECP052
Eurocrew	7.5	ECP047
Eurocrew	11.5	ECP051

Angle Brackets - 2-Hole and 2-Hole Narrow

These Angle Brackets can be used for multi-purpose fixing applications and strengthening corner joints.

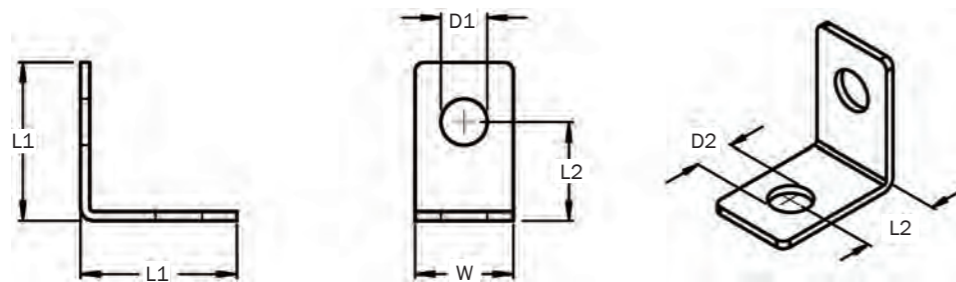
Typical applications include strengthening corner joints and mounting worktops to cabinets.

Material - Mild Steel.



2-Hole

L1	L2	D1	D2	W	Part Number
19	11	4.5	4.5	16	ANB001
19	11	4.5	4.5	19	ANB002



2-Hole Narrow

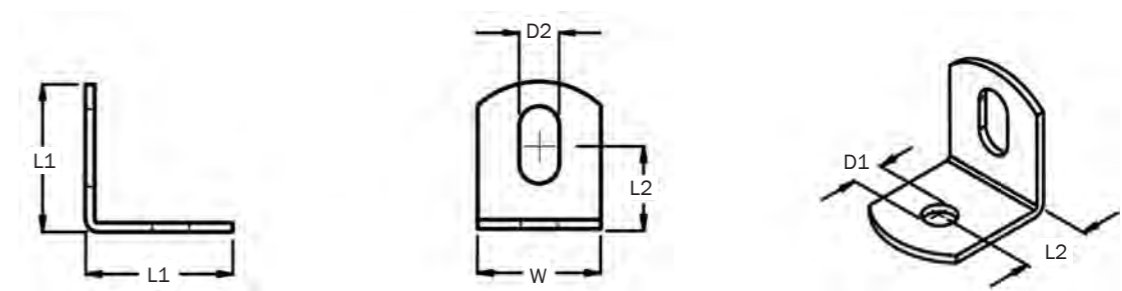
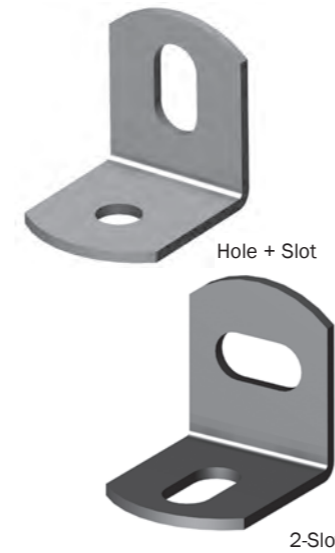
L1	L2	D1	D2	W	Part Number
19	11.5	5	5	12.5	ANB005

Angle Brackets - Hole + Slot and 2-Slot

These Angle Brackets can be used for multi-purpose fixing applications and strengthening corner joints.

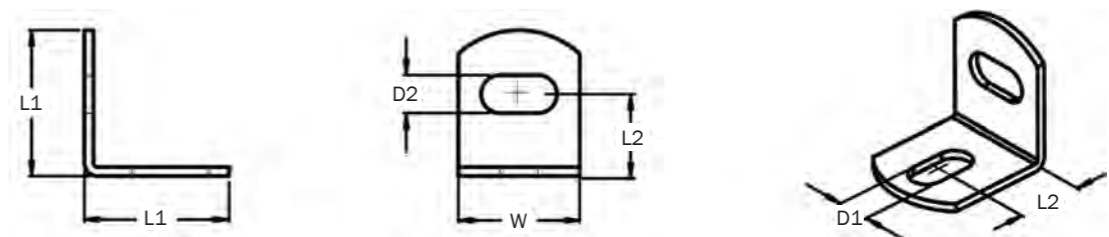
Typical applications include strengthening corner joints and mounting worktops to cabinets.

Material - Mild Steel.



Hole + Slot

L1	L2	D1	D2	W	Part Number
19	11	4.5	5 x 10	16	ANB003
19	11	4.5	5 x 10	19	ANB004



2-Slot

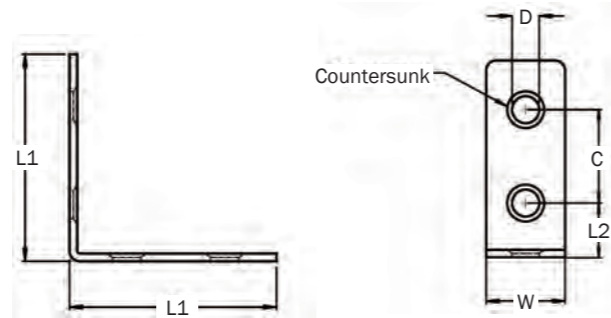
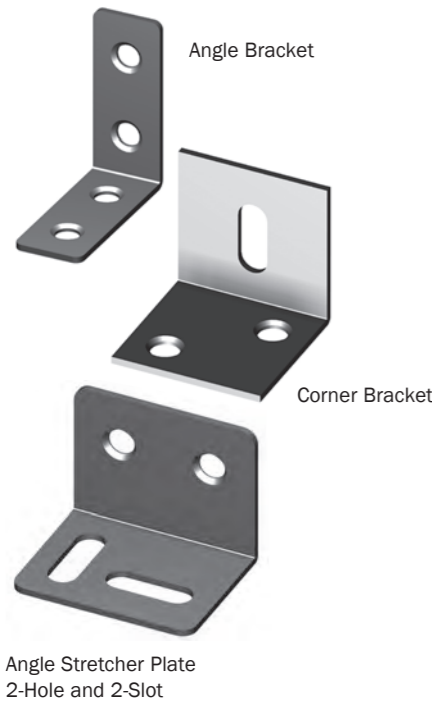
L1	L2	D1	D2	W	Part Number
19	11	5 x 10	5 x 10	16	ANB013
19	11	5 x 10	5 x 10	19	ANB006

Angle Brackets and Corner Brackets

These Angle Brackets and Corner Brackets can be used for multi-purpose fixing applications and strengthening corner joints.

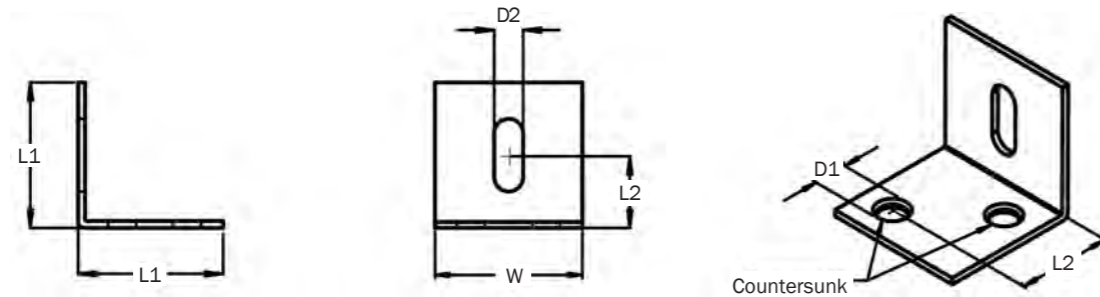
Typical applications include strengthening corner joints and mounting worktops to cabinets.

Material - Mild Steel.



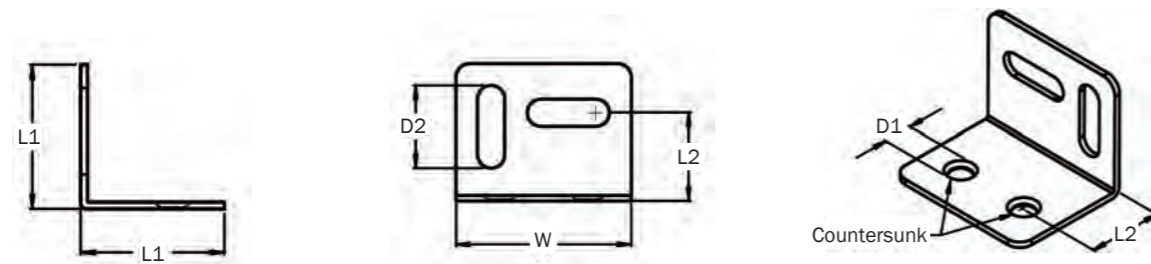
Angle Bracket

L1	L2	D	C	W	Part Number
40	11.1	5.5	19	16	ANB007



Corner Bracket

L1	L2	D1	D2	W	Part Number
25.4	12.5	4.5	5 x 12.5	25.4	ANB011



Angle Stretcher Plate - 2-Hole and 2-Slot

L1	L2	D1	D2	W	Part Number
23.5	18	4.5	5 x 15	32	ANB009

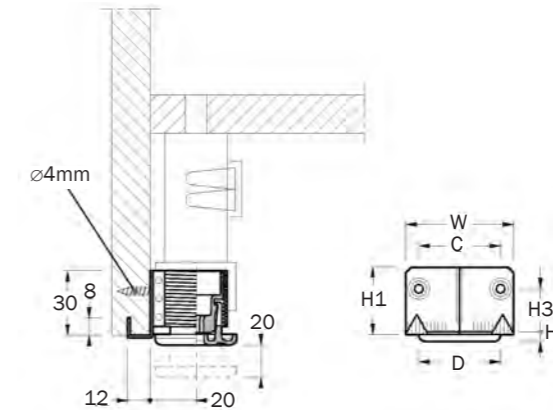


Plinth Adjusters with Bracket

These all-in-one bracket height adjusters provide up to 20mm of adjustment and are available for cabinet weights up to 100kg and 150kg. The adjuster is simply hammered into the carcass and secured by 2 x woodscrews (not supplied).

Note: Adjustment of the plastic foot is effected by a 4mm Allen Key through a pre-drilled hole in the base of the unit.

Material - Zinc Plated Mild Steel.



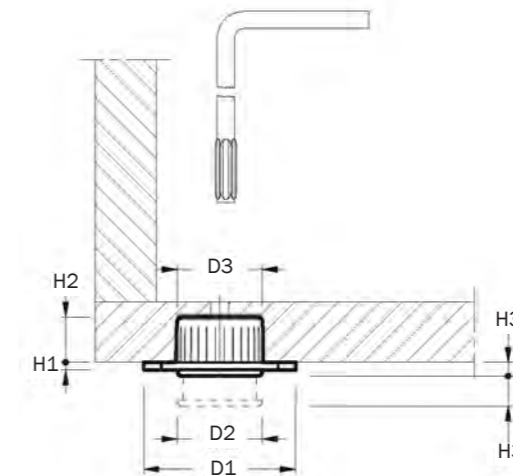
D	H1	H2	H3	W	C	Load Kg	Part Number
28.0	31.5	6.5	20	50	38	100	ADJ005
38.0	31.5	4.5	20	50	38	150	ADJ007



Inset Plinth Adjusters

This Inset Plinth Adjuster is ideal for heavy-duty applications with a load rating of up to 400kg and can be used where there is no plinth gap. Simply recess into a 28mm hole where adjustment can be made of up to 10mm using a 4mm Allen Key.

Materials - Nylon, Mild Steel.



D1	D2	D3	H1	H2	H3	Load Kg	Part Number
50.0	28.0	28.0	2.5	15.0	4.5 - 10.0	400	ADJ008



Hooded Twin-Wheel Castors - Threaded Stem

Hooded Twin-Wheel Castors with a threaded stem are ideal for mobile storage furniture and can be screwed into an M8 insert.

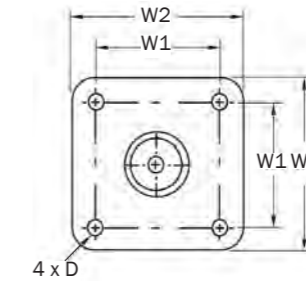
Materials - Nylon, Mild Steel.



Hooded Twin-Wheel Castors - Plate Fitting

Hooded Twin-Wheel Castors with a plate fitting are usually found on mobile storage furniture and can be fitted under furniture using the supplied top plate.

Materials - Nylon, Mild Steel.



254

255

Description	Diameter	Ride Height	Fitting	Load Kg	Part Number
Unbraked	40	52	M8 x 15	50	CTR130
Braked	40	52	M8 x 15	50	CTR131
Unbraked	50	62	M8 x 15	60	CTR134
Braked	50	62	M8 x 15	60	CTR135

Description	Wheel Diameter	W1	W2	D	Ride Height	Load Kg	Part Number
Unbraked	40	25	38	5.2	55	50	CTR132
Braked	40	25	38	5.2	55	50	CTR133
Unbraked	50	25	38	5.2	65	60	CTR136
Braked	50	25	38	5.2	65	60	CTR137



Hooded Twin-Wheel Castors - Grip-Neck Stem

Hooded Twin-Wheel Castors with a grip-neck stem require sockets for them to be installed, as the socket holds the castor by the grip-neck stem, so it is imperative sockets are securely attached to furniture.

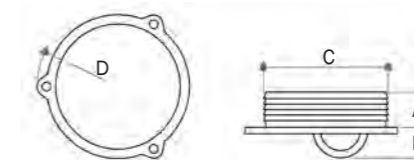
Materials - Nylon, Mild Steel.



Pedestal Roller Castor

Pedestal Roller Castors are designed with full swivel mobility for low-ride height applications such as pedestal filing units, office equipment, under-bed storage units and other applications where reduced height is critical and where castors need to be less visible.

Materials - Nylon.



Description	Diameter	Width	Height	Swivel Radius	Part Number
Grip Neck Stem & Socket	40	37.5	50	40	CTR141
Grip Neck Stem	50	47.0	62	56	CTR138
Grip Neck Socket	-	-	-	-	CTF019

A	B	C	D	Load Kg	Part Number
16.0	14.0	57.0	37.0	60	CTR060
17.5	23.0	65.0	42.5	60	CTR062

W Buttons



W Button fasteners are designed to secure sheet materials to secondary panels and can also be used to hold components to panels. The button is pushed through the aligning panel holes, contracting on entry and then relaxing to secure the two panels firmly together.

Typical applications include motor vehicles, domestic appliances, furniture, aerospace and caravans.

Material - Acetal.
Typical Colours - Black, Natural.

Fir Tree Buttons - Continued on page 256

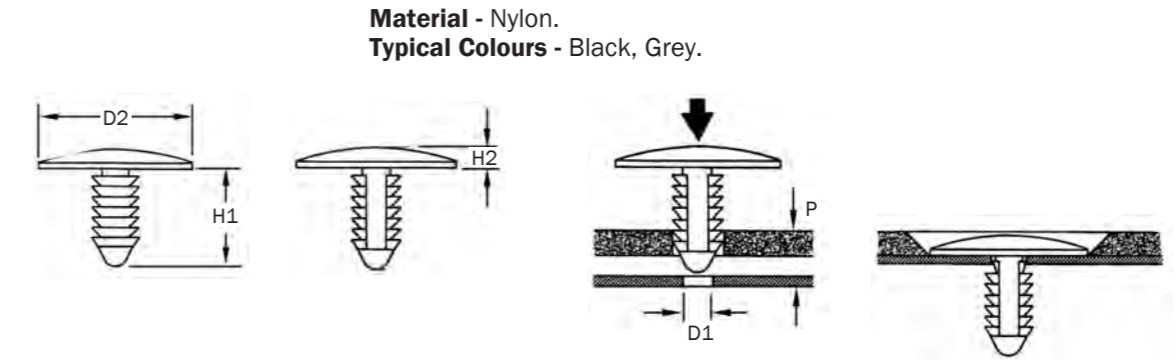
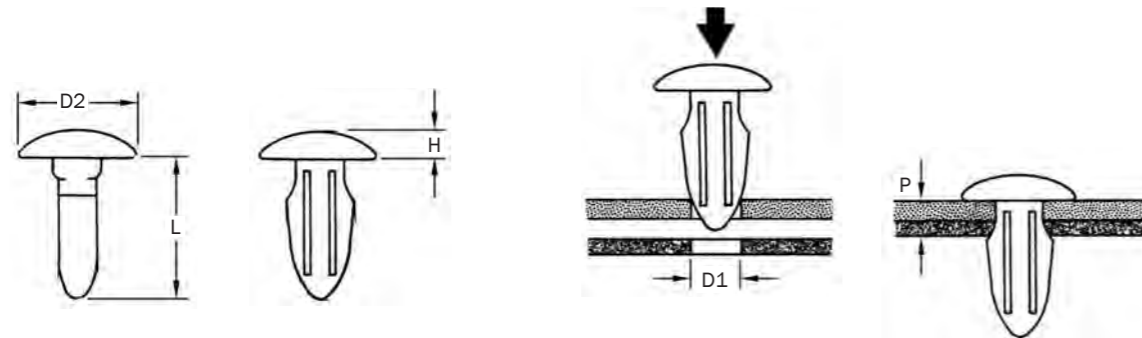


This range of push-in Fir Tree Button fasteners is designed to secure two panels together or for holding components to panels. Simple and quick to install, the button contracts on entry and then relaxes to secure the two panels.

Fir Tree Buttons are used extensively to secure trims in the automotive industry and have many other applications in domestic appliances and electrical equipment.

Typical applications include motor vehicles, domestic appliances, caravans, office and upholstered furniture.

Material - Nylon.
Typical Colours - Black, Grey.



D1	P	L	D2	H	Head	Part Number
2.7	0.8 - 3.6	12.3	7.9	1.3	Plain	WBU014
3.0	4.3	11.2	4.6	1.8	Plain	WBU032
3.2	1.8	8.4	9.5	1.6	Plain	WBU030
3.2	1.8	8.4	7.1	1.6	Plain	WBU042
3.2	3.0	9.7	4.6	1.8	Plain	WBU034
3.5	0.9 - 4.0	11.1	10.3	2.5	Plain	WBU004
3.5	0.9 - 4.0	11.1	10.3	4.8	Plain	WBU027
3.5	2.4 - 5.9	12.9	7.6	1.4	Plain	WBU065
3.5	2.9 - 6.5	10.7	9.1	2.3	Plain	WBU043
3.8 - 4.1	1.6 - 3.2	9.7	6.9	1.3	Plain	WBU044
3.8 - 4.1	1.6 - 3.2	9.9	9.4	1.5	Plain	WBU045
3.8 - 4.1	3.2 - 4.8	11.4	6.9	1.3	Plain	WBU046
4.6 - 4.9	1.6 - 3.2	11.4	9.4	1.5	Plain	WBU047
4.6 - 4.9	3.2 - 4.8	13.0	9.4	1.5	Plain	WBU048
4.8	0.8 - 4.0	11.1	9.5	1.5	Plain	WBU003
5.0	4.9	11.5	9.4	1.5	Plain	WBU049
5.4 - 5.6	1.6 - 3.2	12.2	9.4	1.5	Plain	WBU050
6.0	4.5	12.0	15.8	1.5	Grained	WBU037
6.0 - 6.25	3.2 - 3.7	8.0	14.0	2.2	Matt	WBU058
6.2	1.5 - 4.0	13.5	12.0	1.5	Plain	WBU057
6.2 - 6.4	3.2 - 4.7	14.2	12.2	1.5	Plain	WBU064
6.2 - 6.5	1.6 - 3.2	13.7	12.5	1.5	Plain	WBU051
6.9 - 7.1	0.8 - 5.9	17.0	14.0	2.0	Plain	WBU016
7.1	3.6	15.0	12.7	1.5	Matt	WBU026
8.2	1.0 - 4.0	17.0	12.9	1.5	Grained	WBU055
8.4 - 8.6	2.0 - 4.5	15.6	18.0	2.5	-	WBU028

D1	P	D2	H1	H2	Head	Part Number
3.0	1.8 - 5.0	5.5	9.8	1.5	Plain	FTB139
3.0	4.0 - 12.0	5.5	16.8	1.5	Plain	FTB145
3.5	0.8 - 5.0	9.1	9.5	1.5	Matt	FTB045
4.0	0.8 - 5.9	9.1	11.0	1.5	Matt	FTB046
4.8	0.8 - 2.6	10.9	9.5	1.8	Plain	FTB047
4.8	0.8 - 7.9	8.5	12.2	1.3	Plain	FTB072
4.8	0.8 - 7.9	11.1	12.2	1.0	Plain	FTB035
4.8	0.8 - 7.9	19.0	12.2	2.5	Plain	FTB048
4.8	0.8 - 13.0	11.1	17.3	1.8	Matt	FTB049
4.8	0.9 - 7.9	11.1	12.2	1.8	Plain	FTB050
5.0	1.2 - 6.0	16.0	11.0	2.0	Matt	FTB064
5.0	1.7 - 8.0	11.0	12.7	1.0	Plain	FTB150
5.0	2.5 - 12.5	15.0	17.8	1.5	-	FTB151
5.5	2.8 - 10.9	12.7	15.2	1.5	Matt	FTB025
5.5	2.8 - 10.9	16.5	15.2	1.5	Grained	FTB004
5.6	1.5 - 6.0	16.5	12.7	2.3	Plain	FTB146
5.6	1.5 - 14.0	13.0	19.7	2.0	Plain	FTB051
5.6	4.5 - 12.5	16.0	17.2	2.1	Grained	FTB016
6.0	0.8 - 10.0	13.0	19.0	2.0	Grained	FTB163
6.0	2.0 - 8.0	19.0	13.0	2.0	Matt	FTB028
6.0	3.0 - 8.0	16.0	15.0	2.0	Grained	FTB017
6.0	3.9 - 8.0	16.0	12.0	2.0	Grained	FTB140
6.3 - 6.7	0.8 - 1.2	20.1	15.8	2.4	Plain	FTB144
6.4	0.8 - 7.4	11.1	11.1	1.8	Plain	FTB052
6.4	0.8 - 7.4	19.0	11.1	2.5	Plain	FTB039
6.4	0.9 - 15.0	12.7	21.0	2.5	Grained	FTB148

Fir Tree Buttons - Continued from page 255

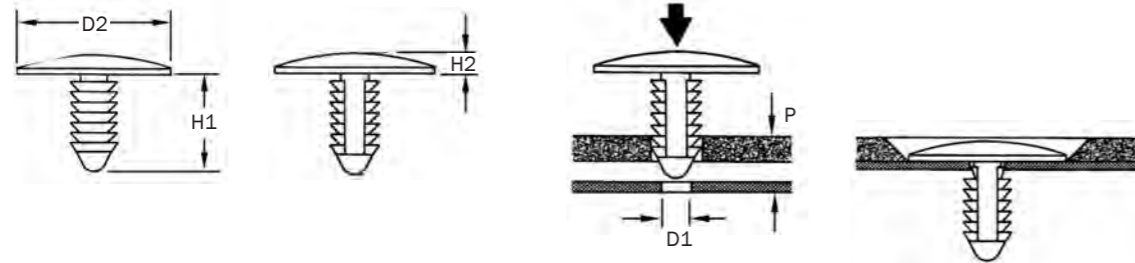


This range of push-in Fir Tree Button fasteners is designed to secure two panels together or for holding components to panels. Simple and quick to install, the button contracts on entry and then relaxes to secure the two panels.

Fir Tree Buttons are used extensively to secure trims in the automotive industry and have many other applications in domestic appliances and electrical equipment.

Typical applications include motor vehicles, domestic appliances, caravans, office and upholstered furniture.

Material - Nylon.
Typical Colours - Black, Grey.



D1	P	D2	H1	H2	Head	Part Number
6.4	2.0 - 11.4	14.0	20.1	2.0	Plain	FTB065
6.4	2.3 - 7.3	19.0	15.9	0.8	Plain	FTB053
6.4	2.3 - 11.7	17.8	20.6	2.5	Plain	FTB055
6.4	2.3 - 20.3	17.8	26.9	2.5	Plain	FTB056
6.4	2.6 - 8.6	17.8	15.5	2.5	Plain	FTB054
6.4	10.5 - 28.7	17.8	32.4	2.5	Plain	FTB057
6.4	10.7 - 28.8	17.8	35.1	2.5	Plain	FTB058
6.5 - 7.0	6.0 - 17.5	20.0	23.0	2.0	Matt	FTB021
7.0 - 7.2	2.5 - 7.9	14.0	12.0	1.6	Grained	FTB010
7.0 - 7.4	0.7 - 11.0	18.0	22.1	2.0	Matt	FTB156
7.0 - 7.4	0.7 - 20.0	18.0	27.3	2.0	Matt	FTB022
7.0 - 7.4	0.7 - 20.0	30.0	35.0	2.0	Matt	FTB095
7.1	1.5 - 25.4	19.0	30.5	2.5	Plain	FTB059
7.1	7.9 - 29.9	25.4	37.5	2.5	Grained	FTB070
7.2	2.5 - 7.0	24.0	15.0	2.5	Grained	FTB013
7.2	2.5 - 9.0	24.0	17.0	2.5	Grained	FTB011
7.2	3.0 - 10.0	14.0	16.0	2.0	Plain	FTB060
7.2	3.0 - 16.0	16.0	22.0	2.0	Matt	FTB061
8.0	3.2 - 7.5	21.0	13.4	2.0	Grained	FTB030
8.0 - 8.4	2.7 - 13.2	20.0	20.0	3.8	Grained	FTB001
8.2	0.7 - 5.0	13.0	12.2	1.5	Plain	FTB062
8.4	2.9 - 6.9	25.0	11.7	2.0	Grained	FTB081
9.5 - 9.7	5.5 - 13.5	22.0	17.0	4.0	Grained	FTB137
10.0	1.5 - 20.0	21.5	28.3	4.0	Plain	FTB084
10.2	7.0 - 16.0	30.0	20.0	2.5	Grained	FTB018
10.3	2.9 - 14.4	25.4	20.8	2.5	Matt	FTB063

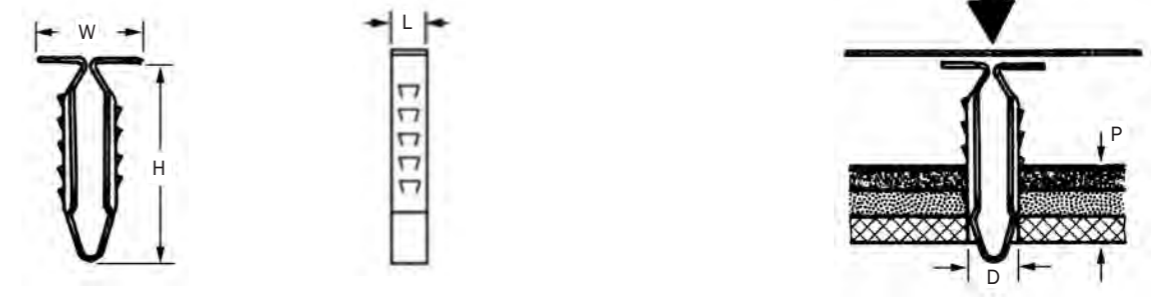


Pronged Springs

These Pronged Springs are self-piercing and designed to be used with low-density materials. They accommodate a wide range of applications and are ideal for assembling fascias to frames such as in upholstered applications.

Typical applications include upholstered furniture.

Material - Austempered Carbon Steel.

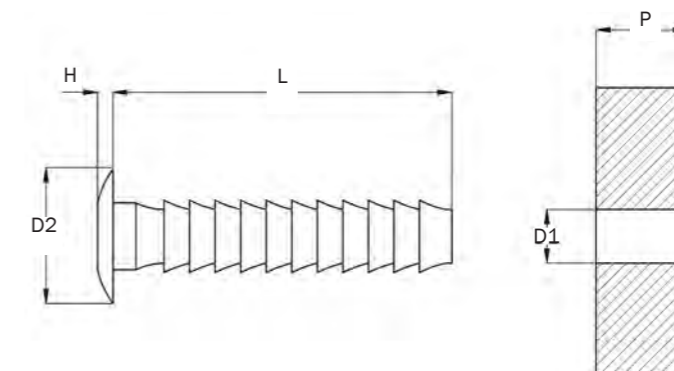


D	P	L	W	H	Part Number
6.4 - 7.1	8.7 - 26.2	5.6	17.7	35.7	PRS004

Panel Fixing Dowels

These Panel-Facing Fixing Dowels are inserted into pre-drilled holes providing a high-strength fastening solution for the furniture and office furniture industries.

Material - Polypropylene.



L	D1	D2	H	P	Part Number
39.5	6.3	16.0	2.0	6.0 - 36.0	FTB092

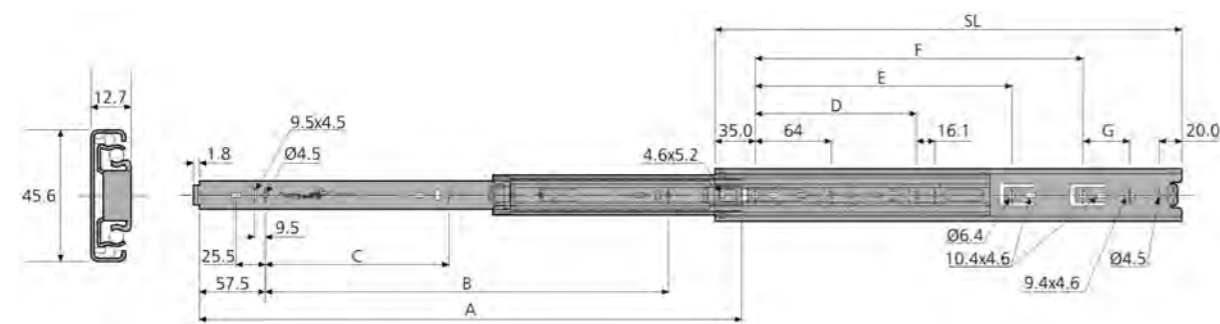


Ball Bearing Drawer Slides

These Ball Bearing Drawer Slides are easy to install and are smooth operating. Suitable for a variety of drawers in kitchens and bathrooms.

- Load rating up to 45Kg (450mm length)
- 100% extension
- 12.7mm slide thickness
- Hold-in
- Front disconnect lever
- Side-mounting
- Standard 32mm hole pattern
- Breathing tabs
- Sold in pairs
- Fixing recommendation: 4mm wood screw/6mm Euro screw/M4 screw

Material - Mild Steel.



SL	TR± 3	A	B	C	D	E	F	G	Part Number
250	250	246	-	176	148	-	-	-	SBB575
300	300	296	224	96	224	-	-	-	SBB576
350	350	346	256	128	-	-	224	50	SBB577
400	400	396	320	160	224	-	288	-	SBB578
450	450	446	352	160	224	352	-	-	SBB579
500	500	496	416	192	224	352	416	-	SBB580
550	550	546	448	224	224	352	416	50	SBB581
600	600	596	512	256	224	352	480	50	SBB582

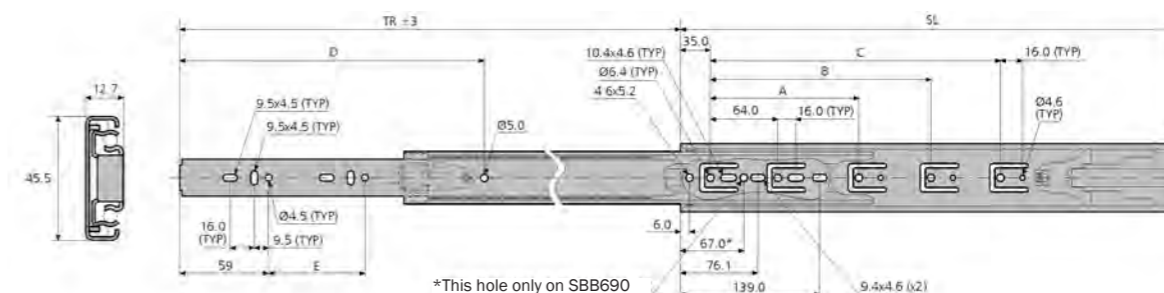


Ball Bearing Drawer Slides - Soft-Closing

These soft-closing Ball Bearing Drawer Slides are easy to install and are smooth operating. Suitable for a variety of drawers in kitchens and bathrooms.

- Soft-closing
- 35mm closing stroke
- Load rating up to 35Kg (450mm length)
- 12.7mm slide thickness
- Hold-in
- Front disconnect lever
- Side-mounting
- Standard 32mm hole pattern
- Breathing tabs
- Sold in pairs
- Fixing recommendation: 4mm wood screw/6mm Euro screw/M4 screw

Material - Mild Steel.



SL	TR± 3	A	B	C	D	E	Part Number
300	260	-	-	-	-	192	SBB730
350	300	128	-	-	223.5	105	SBB690
400	400	180	-	-	273.5	105	SBB691
450	450	-	224	-	318.5	160	SBB692
500	500	-	224	278	369.5	160	SBB693
550	550	-	224	320	421.5	160	SBB694
600	600	-	224	384	447.0	160	SBB695

Kitting and Packaging

Utilising our global sourcing expertise, we can provide you with a one-stop source for all your fitting and component requirements.

We are able to customise packaging with:

- Your own individual part numbers
- Barcodes
- Assembly instructions and warnings

Advantages of Kitting and Packaging:

- Save your time and money with our automated production
- Reduction of your inventory and costs
- Increased accuracy and quality control
- Improved presentation to your customers

Speed-up processes by reducing your combined packaging and distribution costs, with kitting and packaging services from **JET PRESS**.



Other products available - visit jetpress.com



Drawer Slides by Accuride



Hinges



Knobs & Handles



Gas Struts & Cam Stays



Handles & Knobs



Lighting



Kitchen Storage



Bedroom Storage Accessories



Bed Fittings




Hinges & Mounting Plates



Smove Dampers



Furniture Screws & Bolts



JET PRESS Limited

Nunn Close • Huthwaite • Nottinghamshire • NG17 2HW • United Kingdom

+44 1623 551 800

sales@jetpress.com